


S E A T T L E


Seahawks™



FACTS BOOK 1990



GATORADE SALUTES



THE '90 SEATTLE SEAHAWKS HERE'S TO A GREAT SEASON!

© 1990 S-VC

1990 SEATTLE SEAHAWKS SCHEDULE

(Seattle times listed)

Preseason

Sat.	Aug. 4	American Bowl '90 Denver Broncos at Tokyo	7:00 p.m.	ESPN
Sat.	Aug. 11	at Phoenix Cardinals	7:30 p.m.	
Fri.	Aug. 17	Indianapolis Colts	7:30 p.m.	
Fri.	Aug. 24	Tampa Bay Buccaneers	6:00 p.m.	
Fri.	Aug. 31	at San Francisco 49ers	6:00 p.m.	

Regular Season

Sun.	Sept. 9	at Chicago Bears	10:00 a.m.	NBC
Sun.	Sept. 16	Los Angeles Raiders	1:00 p.m.	
Sun.	Sept. 23	at Denver Broncos	1:00 p.m.	
Mon.	Oct. 1	Cincinnati Bengals	6:00 p.m.	ABC
Sun.	Oct. 7	at New England Patriots	10:00 a.m.	
Sun.	Oct. 14	at Los Angeles Raiders	1:00 p.m.	
Sun.	Oct. 21	Kansas City Chiefs	1:00 p.m.	
Sun.	Oct. 28	BYE		
Sun.	Nov. 4	San Diego Chargers	1:00 p.m.	
Sun.	Nov. 11	at Kansas City Chiefs	10:00 a.m.	
Sun.	Nov. 18	Minnesota Vikings	1:00 p.m.	
Sun.	Nov. 25	at San Diego Chargers	5:00 p.m.	ESPN
Sun.	Dec. 2	Houston Oilers	1:00 p.m.	
Sun.	Dec. 9	at Green Bay Packers (Milwaukee)	10:00 a.m.	
Sun.	Dec. 16	at Miami Dolphins	10:00 a.m.	
Sun.	Dec. 23	Denver Broncos	5:00 p.m.	ESPN
Sun.	Dec. 30	Detroit Lions	1:00 p.m.	

INDEX

Assistant Coaches	12
Attendance Summary, 1989	94
Behring, Ken	3
Chronology	125
Cutdown Dates, 1990	14
Depth Chart	68
Draft Choice Biographies	71
Draft Summaries, All-Time	137
Flores, Tom	4
Free Agent Biographies	75
Game-by-Game, 1989	114
Game Summaries, 1989	96
Highlight Video	44
Honors, All-Time	136
Honors, 1989	95
How Built, 1989	113
Kingdome	141
Knox, Chuck	9
Largent Award	19
Leaders, Career	167
Leaders, Year-by-Year	169
Media Information	1
Opponents	81
Overtime Games	71
Pronunciation Guide	90
Radio Network	90
Records, Attendance	174
Records, Defensive	162
Records, Head Coaches	177
Records, Individual	143
Records, Team	154
Retired Jersey	98
Ring of Fame	13
Road Hotels	80
Roster, All-Time	130
Roster, All-Time Coaches	135
Roster, 1990 Numerical	67
Roster, 1990 Rookie and First-Year	69
Roster, 1990 Veteran	65
Schedule, 1990 Seahawks	IFC
Schedule, 1990 NFL	184
Scores, All-Time	177
Scouting Staff	5
Seahawks Directory	2
Seahawks Headquarters	111
Series Breakdown	174
Standings, 1989 Regular Season	112
Statistics, 1989 Regular Season	91
Top Individual Performances	171
Trades, All-Time	139
Training Camp	67
Veteran Player Biographies	18

MEDIA INFORMATION

We hope this media guide will be of some assistance during the Seattle Seahawks 1990 season. Public relations is a high priority with the Seahawks and if our Public Relations office staff of Gary Wright, Dave Neubert, Sandy Gregory, and Charlotte Kores can help you throughout the year, please feel free to call upon us. Media credential requests should be made in writing to Gary Wright, 11220 N.E. 53rd St., Kirkland, WA 98033.

- Gary Wright, Vice President/Public Relations, home phone (206) 868-7089
- Dave Neubert, Publicity Director, home phone (206) 485-6340

The Facts Book is published by the Seattle Seahawks, 11220 N.E. 53rd St., Kirkland, WA 98033. Copyright ©1990 by the Seattle Seahawks. All rights reserved.

SEAHAWKS DIRECTORY

Offices	11220 N.E. 53rd St., Kirkland, WA 98033
Telephone	(206) 827-9777
Ticket Office	(206) 827-9766
Home Stadium	Kingdome (64,981)
Colors	Blue, Green, Silver
Conference	American Football Conference (Western Division)

ADMINISTRATION

Owner	Ken Behring
President/General Manager	Tom Flores
Vice President/Assistant General Manager	Chuck Allen
Vice President/Finance	Mickey Loomis
Data Processing Director	Tom Monroe
Data Processing Assistant	Sterling Monroe
Bookkeeper	Cindy Kelley
Administrative Assistant to Ken Behring	Sharon Nelson
Secretary to President/General Manager	Gayle Larse
Receptionist	Ingrid Hatfield
Staff	Julie Boe, Sarita Marion, Arnie Matsumoto

PUBLIC RELATIONS

Vice President/Public Relations	Gary Wright
Publicity Director	Dave Neubert
Community Services Director	Sandy Gregory
Sales and Marketing Director	Reggie McKenzie
Administrative Assistant	Charlotte Kores

SCOUTING

Player Personnel Director	Mike Allman
Assistant Player Personnel Director	Rick Thompson
Pro Personnel Director	Randy Mueller
Eastern Supervisor	Rick Reiprish
Western Supervisor	Phil Neri
Area Scouts	Warren Harper, Doug Kretz, Dave Nusz
Staff	Linda Ebi, Julie Johnson

TICKETS

Ticket Director	James Nagaoka
Administrative Assistant	Lauri Roberts

FOOTBALL

Head Trainer	Jim Whitesel
Assistant Trainer	John Kasik
Equipment Manager	Walt Loeffler
Assistant Equipment Manager	Terry Sinclair
Video Director	Thom Fermstad
Video Projects Director	Mike Wacker
Video Staff Assistant	Craig Givens
Coaching Secretary	Mary Phillips
Facilities	John Monson, Duc Dinh
Team Physicians	Dr. Kevin Auld, Dr. Pierce Scranton, Dr. James Trombold

COACHING STAFF

Head Coach	Chuck Knox
Asst. Head Coach, Def. Coordinator, Linebackers	Tom Catlin
Offensive Coordinator, Receivers	John Becker
Defensive Line	George Dyer
Offensive Backs	Chick Harris
Quarterbacks	Ken Meyer
Staff Assistant	Paul Moyer
Defensive Backs	Rod Perry
Tight Ends, Asst. Special Teams	Russ Purnell
Strength and Conditioning	Frank Raines
Offensive Line	Kent Stephenson
Special Teams, Asst. Linebackers	Rusty Tillman
Special Assignments	Joe Vitt

KEN BEHRING

Owner



Kenneth E. Behring is best known as the owner of the Seattle Seahawks football team, the developer of the prestigious Blackhawk community in northern California and the benefactor of a spectacular automotive museum that bears his name.

He has provided housing and recreation for thousands of families in Florida and California. In addition to Blackhawk, he developed the entire city of Tamarac, 10 planned communities in South Florida,

and Canyon Lakes in San Ramon, California.

Behring also founded The Behring Educational Institute in 1982, a non-profit charitable corporation that promotes the interests of the University of California at Berkeley and provides world-class cultural resources to the East San Francisco Bay area.

Behring traded up from his first automobile, a \$90 Pontiac, to rare Packards, Hispano Suizas and Isotta Fraschinis, amassing one of the finest collections of classic and rare cars in the world. Recognizing that these automobiles are "an investment in mankind" and an important aspect of American culture, he built The Behring Auto Museum in affiliation with the University of California at Berkeley to preserve and exhibit the cars for generations.

This kind of foresight and determination has characterized Ken Behring's life. In 1950, he started a car dealership in a muddy lot, using an old chicken coop as an office. Two years later, he acquired a Lincoln-Mercury dealership.

In 1956, opportunity called Behring to then sleepy Fort Lauderdale, Florida. He built a house for his family that sold before it was half-finished. His company developed the entire city of Tamarac, a planned recreational retirement community, where homes initially sold for \$8,990 to \$9,900. Now they are worth close to \$150,000.

Behring foresaw Florida's rapid growth, so he launched a modular home company to meet housing demands. The company built 3,000 homes in 1971, when Behring sold the firm to move to other interests.

On the advice of friends, Behring flew over the Blackhawk Ranch in the Mount Diablo foothills of northern California. He now had the resources to match his vision of the finest planned country club community. The result is Blackhawk, a 2,300-home community that offers residents two 18-hole golf courses, a tennis and swim club and a 25-acre sports complex.

Located in one of the fastest growing regions in the country, Blackhawk also provided the ideal setting for a world-class cultural plaza. In addition to The Behring Auto Museum, Blackhawk Plaza will feature the University of California at Berkeley satellite facility, encompassing 27,500 square feet of state-of-the-art lecture, classroom and exhibit space for University collections of Paleontology, Anthropology, Art and Science. Joining the Plaza in the summer of 1992, will be an Academy of Achievement, using advanced exhibitry to allow visitors to interact with the great figures of the 20th century. A promenade of specialty retailers, restaurants, a 2-acre water park, a 7-screen movie theater and a variety of cultural events will offer Plaza visitors unlimited opportunities.

Since purchasing the Seahawks on August 30, 1988, Behring has become active in Seattle community affairs by serving as President of the American Academy of Achievement, as Honorary Chairman of the "Ken Behring Seahawks Dinner Auction" to benefit the Muscular Dystrophy Association, and as an underwriter of the annual PONCHO Auction.

TOM FLORES

President/General Manager



SEAHAWKS: Named the President/General Manager on February 22, 1989. Flores was appointed by commissioner Paul Tagliabue to the NFL's Competition Committee last year.

NFL EXPERIENCE: Flores has 29 years of National Football League experience as a player, assistant coach, head coach, and administrator. Was a player for 11 seasons, assistant coach for eight seasons, and a head coach for nine seasons. Began his assistant coaching

career with the Buffalo Bills in 1971 before moving to the Oakland Raiders as receivers coach in 1972. Took over as the Raiders head coach in 1979. Led the Raiders to the Super Bowl Championship in his second season with a 27-10 win over the Philadelphia Eagles. The Raiders were the only team in NFL history to win four postseason games enroute to the title. Also won Super Bowl XVIII after the 1983 season with a 38-9 win over the defending champion Washington Redskins.

THE SUPER BOWL: Flores is one of only two people in NFL history, along with Chicago Bears' head coach Mike Ditka, to have a Super Bowl ring as a player, assistant coach and head coach. He earned his rings as a reserve quarterback with the Kansas City Chiefs in Super Bowl IV; as an assistant with the Oakland Raiders in XI; and as a head coach with the Raiders in XV and XVIII.

PRO PLAYING EXPERIENCE: Signed as a free agent with the Oakland Raiders of the American Football League in 1960, after being drafted by the Calgary Stampeders of the Canadian Football League in 1958. Also had a free agent tryout with the Washington Redskins of the NFL in 1959. Played six seasons with the Raiders, missing the 1962 campaign with a non-infectious lung ailment. Appeared in the 1966 All-Star Game. Traded by the Raiders to the Buffalo Bills in 1967 and played that season and the 1968 campaign with the Bills. Signed as free agent by Kansas City in 1969 and played two seasons with the Chiefs.

COLLEGE: Attended Fresno City College and the University of the Pacific. Lettered in football, basketball and baseball, and earned a degree in Education at Pacific. Ranked fourth as a senior in the nation in total offense, and was sixth in passing efficiency. Played the East-West Shrine Game after graduation.

PERSONAL: Born March 21, 1937, in Fresno, California, and attended Sanger High School in Sanger, California. The Sanger football field is named in his honor. Holds an honorary doctorate degree from Pepperdine University for humanitarian service and is a member of the board of regents at the University of the Pacific. Tom and his wife, Barbara, have three children, twin sons Mark and Scott, and a daughter, Kim.



CHUCK ALLEN

Vice President/Assistant General Manager



Chuck Allen is in his sixteenth year as a member of the Seattle Seahawks staff. He joined the organization in June of 1975 as Director of Pro Scouting, was named Assistant General Manager in March of 1983, and added the title of Vice President on June 10, 1987. A former all-coast and all-conference player at the University of Washington, Allen was an assistant coach with the Huskies (1973-74) prior to joining the Seahawks. He played nine seasons with the San

Diego Chargers and was named to the All-American Football League team in 1961 as a rookie and was a second-team choice in 1964. During his playing career, Allen served as the Chargers' defensive captain and was inducted into the Chargers' Hall of Fame in 1984. He spent 1970, 1971 and part of the 1972 season with the Pittsburgh Steelers and finished his career in 1972 with the Philadelphia Eagles. He was selected to the All-Time All-Northwest team in 1976 and was inducted into the Washington State Sports Hall of Fame for his play at the University of Washington and in professional football. Chuck, and his wife, Linda, have five children, Cathy, Julie, Cheryl, Jean, and Patrick.

MIKE ALLMAN

Player Personnel Director



Mike Allman enters into his seventh year as Player Personnel Director with the Seahawks after serving six years with the Washington Redskins in the same capacity. Allman joined the Seahawks staff on July 1, 1984, after spending 19 years with the Redskins, first as a scout, then as Director of College Scouting, and as Director of Player Personnel since 1978. A native of the Washington, D.C. area, he graduated with a B.A. degree in Economics from Mt. St. Mary's College in

Emmitsburg, Maryland. He also played baseball, lettering three years as an outfielder and twice as an all-conference selection. Allman attended St. Francis Xavier and Gonzaga High Schools and taught junior high school studies from 1962 through 1965 before joining the Redskins. Mike and his wife, Ann, have four children, Maureen Mary, Theresa Ann, Michael Francis, and Patrick James. Michael is a defensive back at the University of Washington and Patrick is a defensive back at Brown.

RANDY MUELLER

Pro Personnel Director



Randy Mueller enters his eighth season with the Seahawks and his first as Pro Personnel Director. Mueller joined the Seahawks in June of 1983 as an assistant in Pro Personnel after a stellar three-year career at Linfield College in McMinnville, Oregon. As a senior, he quarterbacked Linfield to the NAIA Division II National Championship in 1982. He was named Most Valuable Offensive Player in the Wildcats' 33-15 national championship win over William Jewell

College, as well as offensive MVP in a semifinal win over Westminis-

ter College. After the season he earned All-District II and All-Northwest Conference honors, along with being an honorable mention Associated Press Little All-America. Mueller lettered in football, basketball, and baseball at St. Maries High School in St. Maries, Idaho. Randy, and his wife, Lori, live in Bothell.

RICK THOMPSON

Assistant Player Personnel Director



Rick Thompson was promoted to Assistant Player Personnel Director in July of 1984. In addition to his player personnel duties, Thompson has served as the Seahawks' training camp director since 1978. An original member of the Seattle staff, Thompson joined the Seahawks in 1975 as an assistant in the player personnel department. He is a graduate of Hamline University in St. Paul, Minnesota, where he earned a degree in Sports Administration. As an undergraduate, he

worked for the Minnesota Vikings for five years. Thompson is a graduate of Lincoln High School in Minneapolis, Minnesota. He and his wife, Kathy, have a daughter, Casie.

PHIL NERI

Western Supervisor



Phil Neri joined the Seahawks scouting staff in July, 1985, after seven seasons, 1979-1985, with the Philadelphia Eagles college scouting department. Prior to joining Philadelphia, Neri worked one year, 1978, for the BLESTO scouting combine. A graduate of Santa Clara University, where he lettered in football, he coached two seasons at Notre Dame High in Sherman Oaks, California, and spent two years as a graduate assistant coach at San Jose State before joining

BLESTO. Phil's father, Jerry, is a special assignments scout with the Detroit Lions.

RICK REIPRISH

Eastern Supervisor



Rick Reiprish enters into his seventh season as a scout with the Seahawks. Prior to joining Seattle, he spent two years with the Kansas City Chiefs scouting staff. Reiprish worked three years for the scouting combine, BLESTO, before joining the Chiefs. Prior to BLESTO, he was a college assistant coach for six seasons. He coached the receivers in 1973 and the running backs from 1974-76 at Austin Peay while finishing up work on his master's degree in administration.

Reiprish moved to East Tennessee State in 1977 to handle the offensive backfield and quarterbacks, and then to North Alabama where he worked with the offensive line in 1978. Rick and his wife, Janet, have a son, Drew.

WARREN HARPER

Area Scout



Warren Harper enters his eighth year with the Seahawks as a scout. He brought 28 years of high school and college coaching experience to Seattle, including 15 seasons as linebacker coach and administrative assistant coach at the University of Oklahoma. Harper was a highly-successful high school coach in Texas before going to Oklahoma, compiling a 31-8-2 record in two stints, first in Sherman, Texas, and then at Amarillo, Texas. In between, he spent three seasons at the University of Texas-El Paso, the first as an assistant to O.A. "Bum" Phillips and the last two as head coach. Warren and his wife, Gene, have two children, Robert and Patricia.

DOUG KRETZ

Area Scout



Doug Kretz joined the Seattle Seahawks scouting staff in June of 1981 after working two years on a part-time basis in the scouting department. A Seattle Pacific University graduate, Kretz lettered in soccer as a collegian and earned his degree in Physical Education. He broke into coaching at Redmond Junior High in Redmond, Washington. The next four years were spent as an assistant football coach and soccer coach at Newport High in Bellevue, Wash. A native of

Seattle, Kretz attended Mercer Island High School, where he played football and baseball. Doug and his wife, Gerri, have a daughter, Berit.

DAVE NUSZ

Area Scout



Dave Nusz enters his fifth season as a scout, having joined the Seahawks in July, 1986. He spent 28 years as a collegiate assistant coach at the University of Maryland (1956-57), William and Mary (1958-61), University of Detroit (1962-65), University of Texas-El Paso (1966-70), Mississippi State (1971-72), Memphis State (1973-74), Southern Methodist (1974-75), Vanderbilt (1976-78), and the University of Louisville (1979-83). Nusz coached the defensive


backs and linebackers for two seasons (1984-85) with the Jacksonville Bulls of the United States Football League before joining the Seahawks. A graduate of the University of Maryland with a degree in Physical Education, Recreation and Health, Nusz played on three Terrapin teams that won 27-of-32 games, played in two Orange Bowls (1953 and 1955) and won the 1953 National Championship with a 10-1-0 record. The 1955 squad finished third in the nation also with a 10-1-0 mark. Dave and his wife, Bette, have a daughter, Kerry, and a son, Tommy. His last name is pronounced "News."



COACHING STAFF

CHUCK KNOX

Head Coach



SEAHAWKS: Chuck Knox enters his eighth season as the head coach of the Seattle Seahawks ranking as the most successful coach in franchise history. Hired on January 26, 1983, he has led the Seahawks to the only four playoff appearances in team history, including capturing the franchise's first-ever American Football Conference Western Division title in 1988. Knox came to Seattle after five seasons as the vice president of football operations and

head coach of the Buffalo Bills and immediately turned around a franchise that had recorded the NFL's third-worst record over the previous three seasons into one that has posted the NFL's seventh-best regular season win total (64-47) over the past seven seasons. Seattle's four playoff appearances in seven seasons ranks behind only the seven of the San Francisco 49ers, the six of the Los Angeles Rams and Cleveland Browns, and the five of the Chicago Bears and Denver Broncos. In 1983, Knox and his staff turned a team that posted a 14-27 record over the 1980-82 seasons into a 9-7 squad, one that earned the first playoff appearance in franchise history and advanced into the AFC Championship Game. The trip to the AFC title game included a 31-7 win over Denver in the wild card game and a 27-20 upset over the defending AFC Champion Miami Dolphins in the Orange Bowl in the divisional playoffs. The eventual Super Bowl XVIII Champion Los Angeles Raiders eliminated Seattle, 30-14, in the AFC title game. The next season, Knox overcame injuries to several players, including one that put 1983 AFC Offensive Player of the Year Curt Warner out for the year in the first game, to post the franchise's best-ever record, 12-4, and again advance as a wild card entrant to the postseason. The Seahawks eliminated the defending NFL champion Raiders in the wild card game before losing at Miami to the eventual AFC Champion Dolphins. After both those seasons Knox was named NFL Coach of the Year. After an 8-8 record in 1985, the Seahawks registered the team's second-best record, 10-6, in 1986 and were denied a playoff berth on a tie-breaker. His 1987 squad went 9-6 and lost at Houston in overtime, 23-20, in the AFC First-Round Playoff Game. In 1988, Seattle held down first place in the AFC West for all 16 weeks and clinched their first division title with a 43-37 win over the Raiders in Los Angeles on the season's final weekend. The Seahawks were eliminated in the AFC Divisional Playoffs by the eventual AFC Champion Cincinnati Bengals, 21-13. In 1989, Seattle suffered their first losing season under Knox finishing 7-9. Knox ranks as the winningest coach in Seahawks' history with a 64-47 record (57.7%). He's earned NFL Coach of the Year honors after the 1983 season by the Seattle Gold Helmet Committee and the Vince Lombardi Committee and AFC Coach of the Year honors by UPI, Football News, and the Kansas City 101 Club. After the 1984 campaign, he received NFL Coach of the Year honors by the Gold Helmet Committee and AFC Coach of the Year honors from UPI and the Pro Football Writer's Association.

HEAD COACHING EXPERIENCE: Knox has guided 11 of his 17 teams into the postseason, including seven divisional championships. He is the only coach in NFL history to win divisional titles with three different franchises (Los Angeles Rams 1973-77, Buffalo Bills 1980, and Seahawks 1988). Knox was the second coach in NFL history to win divisional titles in each of his first five seasons, following Cleveland's Paul Brown, and is one of only nine coaches in league history to inherit a losing team and take it into the playoffs in his first season, something he has done twice, with the Rams in 1973 and the Seahawks in 1983. He ranks ninth all-time in wins among coaches with 10 or more seasons. Only Miami's Don Shula (269-

119-6, 64.2%) ranks ahead of Knox in winning percentage among active coaches. In 1983, he was the 15th coach in NFL history to win 100 regular season games and in 1989 became only the tenth coach in NFL history to coach in 250 regular season games. He has been named NFL Coach of the Year four times; in 1973 with the Los Angeles Rams, in 1980 with the Buffalo Bills, along with the Seahawks in 1983 and 1984. With Los Angeles from 1973 through 1977, his teams won five straight division championships and compiled a 54-15-1 record. He moved to Buffalo in 1978 and inherited a team that had won just two games in 1976 and three games in 1977. He equalled that total in his first year with a 5-11 mark and improved that to 7-9 the following season. In 1980, the Bills captured their first division title since 1966 with an 11-5 record. Buffalo finished 10-6 in 1981 and advanced to the playoffs and were 4-5 in 1982.

ASSISTANT COACHING EXPERIENCE: Prior to being named head coach for the Rams in 1973, Knox worked as an NFL assistant coach for 10 seasons. He joined the New York Jets in 1963 as offensive line coach and then moved to Detroit as offensive line coach in 1967. He broke into coaching as an assistant coach at Juniata College, his alma mater, in 1954, and then coached one year at Tyrone High in Tyrone, Pa., before being named head coach at Ellwood City High in Ellwood City, Pa., in 1956. He remained there until joining the Wake Forest University staff for the 1959 and 1960 seasons and then to Kentucky for the 1961 and 1962 seasons.

COLLEGE: Graduated with a bachelor of arts degree in history from Juniata College in Huntingdon, Pa., where he lettered four years as a tackle and served as a team co-captain as a senior. He received the school's National Alumni Achievement Award in 1974, is currently on the college's Board of Directors, and was given an honorary doctorate in 1983.

HIGH SCHOOL: Attended Sewickley High in Sewickley, Pa.

PERSONAL: He is married to the former Shirley Rhine and they have four children, Chris, who operates a travel agency; Kathy, a former teacher; Colleen, a health management director; and Chuck, a graduate of the University of Arizona; and one grandchild, Lee Ann. Established a \$20,000 scholarship at Quaker Valley High School in Sewickley, Pa., in the name of longtime friend Dominic Roppa, who passed away in 1988. Both his high school and college football fields have been renamed in his honor, Knox Field at Quaker Valley High (formerly Sewickley High) and Knox Stadium at Juniata College. Co-authored the Northwest's best-selling book of 1988, "Hard Knox," with Bill Platschke. Annually donates fine money collected from the players to local charities and has donated over \$63,000 since arriving in Seattle. Dieted away 63 pounds during the off-season with the aid of *Ultra Slim Fast* to help raise over \$124,000 for the Miami Project to Cure Paralysis. He was born April 27, 1932, in Sewickley, Pa.

KNOX'S NFL RECORD

Year	Club	W	L	T	Pct.	
1973	L.A.Rams	12	2	0	.857	NFC West Champions
1974	L.A.Rams	10	4	0	.714	NFC West Champions
1975	L.A.Rams	12	2	0	.857	NFC West Champions
1976	L.A.Rams	10	3	1	.750	NFC West Champions
1977	L.A.Rams	10	4	0	.714	NFC West Champions
1978	Buffalo	5	11	0	.313	
1979	Buffalo	7	9	0	.438	
1980	Buffalo	11	5	0	.688	AFC East Champions
1981	Buffalo	10	6	0	.625	AFC Wild Card
1982	Buffalo	4	5	0	.444	
1983	Seattle	9	7	0	.563	AFC Wild Card
1984	Seattle	12	4	0	.750	AFC Wild Card
1985	Seattle	8	8	0	.500	
1986	Seattle	10	6	0	.625	
1987	Seattle	9	6	0	.600	AFC Wild Card
1988	Seattle	9	7	0	.563	AFC West Champions
1989	Seattle	7	9	0	.438	
NFL TOTALS		155	98	1	.612	7 division titles 11 playoff teams

REGULAR SEASON WINNING PERCENTAGE

All-Time NFL Coaching Leaders

(Minimum 10 Seasons)

	Yrs.	W	L	T	Pct.
1. John Madden	10	103	32	7	.750
2. Vince Lombardi	10	96	34	6	.728
3. George Allen	12	116	47	5	.705
4. Don Shula	27	269	119	6	.690
5. George Halas	40	320	137	30	.674
6. Paul Brown	25	213	104	9	.667
7. Curly Lambeau	33	231	133	23	.627
8. Bud Grant	18	158	96	5	.625
9. Chuck Knox	17	155	98	1	.612
10. Bill Walsh	10	92	59	1	.609

CAREER VICTORIES

Leading NFL Coaches Ranked by Career Victories

Regular Season

	Yrs.	W	L	T	Pct.
1. George Halas	40	320	137	30	.674
2. Don Shula	28	269	119	6	.642
3. Tom Landry	30	250	162	6	.605
4. Curly Lambeau	33	231	133	23	.627
5. Paul Brown	25	213	104	9	.667
6. Chuck Noll	21	177	132	1	.573
7. Bud Grant	18	158	96	5	.625
8. Chuck Knox	17	155	98	1	.612
9. Steve Owen	23	151	100	17	.595
10. Hank Stram	17	131	97	10	.571
11. Weeb Ewbank	20	130	129	7	.502
12. Sid Gillman	18	122	99	7	.550
13. George Allen	12	116	47	5	.705
14. Don Coryell	14	111	83	1	.572
15. Buddy Parker	15	104	75	9	.577
16. John Madden	10	103	32	7	.750
17. Vince Lombardi	10	96	34	6	.728
18. Lou Saban	16	95	99	7	.490
19. Bill Walsh	10	92	59	1	.609
20. Jimmy Conzelman	16	88	67	17	.561

KNOX VS. 1990 OPPONENTS

Regular Season


	W	L	T	Pct.
Chicago	5	2	0	.714
Cincinnati	6	4	0	.600
Denver	8	9	0	.471
Detroit	6	0	0	1.000
Green Bay	6	2	0	.750
Houston	2	1	0	.667
Kansas City	9	9	0	.500
L.A. Raiders	12	4	0	.750
Minnesota	5	2	1	.688
Miami	4	8	0	.333
New England	7	8	0	.467
San Diego	14	3	0	.824

MOVING UP

With 155 regular season wins entering 1990, head coach Chuck Knox needs four regular season wins to move past former Minnesota Vikings head coach Bud Grant (158) into seventh place in league history. Among active coaches, only Miami's Don Shula (269) and Pittsburgh's Chuck Noll (177) rank ahead of Knox.

TOM CATLIN

**Assistant Head Coach,
Defensive Coordinator, Linebackers**



Will be entering his 31st season as a professional coach, 18th year with Chuck Knox and eighth season with the Seahawks...in his seven seasons in Seattle, the Seahawks lead the NFL in total takeaways (298) and in fumble recoveries (140) and are eighth in interceptions (149)...in 1984 Seattle led the league with 63 takeaways, second-most in history...joined the Seahawks after spending five seasons (1978-1982) with the Buffalo Bills...as Buffalo's defensive co-

ordinator in that time, the Bills led the league on defense in 1980 and finished second in 1982...prior to taking over as the team's defensive coordinator, Buffalo ranked 23rd in defense in 1977...was named Buffalo's assistant head coach in 1980, along with his defensive responsibilities...also served with Knox for five years in Los Angeles (1973-77)...worked under George Allen and Tommy Prothro while with the Rams (1966-72)...broke into coaching as an assistant for Hank Stram with the Dallas Texans of the American Football League in 1960 and moved to Kansas City with the club in 1963...remained with the Chiefs until joining the Rams in 1966...played five seasons in the NFL as a linebacker and center with the Cleveland Browns (1953-54, 1957-58) and Philadelphia Eagles (1959)...his playing career was interrupted by military service...while in the Air Force (1955-56), he got his first coaching experience directing the plebes at West Point...originally a fourth-round draft choice by Baltimore, he was traded to the Browns and became a starter midway through his rookie year...played in three NFL championship games and was a member of Cleveland's 1954 NFL Championship team...lettered three years (1950-1952) under Bud Wilkinson at Oklahoma and earned All-America honors as a junior and senior...finished 10th in the 1952 Heisman Trophy balloting...attended Ponca City High in Ponca City, Oklahoma...he and his wife, Betty, have two children, Kim and Tom...born 9/8/31.

JOHN BECKER

Offensive Coordinator, Receivers




Is entering his eleventh NFL season in 1990 and his second with the Seahawks...joined Seattle on February 9, 1989, after four seasons with the Indianapolis Colts...served as the Colts' offensive coordinator in 1987 and 1988 along with coaching the quarterbacks...entered the NFL in 1980 as the Philadelphia Eagles' special assistant for research and quality control...moved onto the field the next season handling the running backs under Eagles' head coach

Dick Vermeil...in 1983 he coached the wide receivers...moved to the Buffalo Bills for the 1984 season handling the quarterbacks before moving to Indianapolis in 1985...attended Notre Dame High School in Sherman Oaks, California, and played freshman football at the University of San Diego...began his coaching career as the head coach at Crespi High School in Encino, California, while an undergraduate at Cal State-Northridge...entered the collegiate ranks as head freshman coach at UCLA in 1970 after five seasons at Crespi...spent the next ten seasons coaching on the collegiate level, including one at New Mexico State as offensive coordinator

(1971), two at the University of New Mexico (1972-73), three as head coach at Los Angeles Valley College (1974-76), compiling a 17-10-1 record, and three as the offensive coordinator at the University of Oregon (1977-79)...has three children, daughters, Kristine and Karen, and a son, John...born 2/16/43.

GEORGE DYER

Defensive Line Coach




Is beginning his ninth season in the NFL and eighth with the Seahawks. Began his NFL coaching career with the Buffalo Bills in 1982...prior to moving to the NFL, he served as defensive coordinator at Arizona State (1980-81)...in 1980 the Sun Devils scored seven touchdowns on defense and in 1981 ASU led the Pac-10 in rushing defense...he was the defensive coordinator at Michigan State (1977-1979) after three seasons with the Winnipeg Blue Bombers (1974-

1976) in the Canadian Football League...broke into coaching as an assistant at Humboldt State College (1964-1966) and was head coach at Coalinga Junior College in Coalinga, California, in 1967... he moved to Portland State as defensive coordinator (1968-1971) and then coached at Idaho (1972) and San Jose State (1973)...Dyer played at the University of California at Santa Barbara as a center and linebacker...attended San Gabriel High in San Gabriel, California...he and his wife, Marjorie, have five children, two boys, George and Doak, and three daughters, Tami, Darci, and Marni...born 5/4/40.

CHICK HARRIS

Offensive Backfield Coach



Will be in his tenth NFL season as an assistant coach and eighth with Seattle...joined Chuck Knox in Buffalo (1981-1982) after six seasons as secondary coach at the University of Washington under Don James...during his tenure with the Huskies, he coached two Rose Bowl games and the Sun Bowl... Washington defeated Michigan, 27-20, following the 1977 season and lost to the Wolverines, 23-6, following the 1980 campaign in the Rose Bowl...Washing-


ton beat Texas, 14-7, in the Sun Bowl after the 1979 season...prior to joining the Huskies, Harris was with the Detroit Wheels (1974) of the World Football League for a season...broke into coaching at Colorado State (1970-1971) and then moved to Long Beach State (1972-1973)...he lettered in football and track at Northern Arizona, where he is a member of the school's Athletic Hall of Fame...Harris attended Long Beach Poly High in Long Beach, California...Chick has two children, Tarana and Tyler...born 9/21/45.

RING OF FAME

Steve Largent's is the first name placed in the Seahawks Ring of Fame around the 200 Level of the Kingdome. Largent retired after 14 seasons in 1989 in possession of six NFL receiving records.

KEN MEYER

Quarterback Coach




Will be entering his 21st season as a coach in the National Football League, twelfth with Chuck Knox, and eighth season with the Seahawks...came to Seattle in 1983 after spending 1981 and 1982 as offensive coordinator at Tulane University...before joining the Tulane staff, he was offensive coordinator for the Chicago Bears under Neill Armstrong (1978-80)...Meyer served as head coach of the San Francisco 49ers in 1977... from 1973-76 he was the offensive coordinator for the Los Angeles Rams under Chuck Knox...during that period, the Rams won four straight NFC West championships...in 1973, Los Angeles' offense under his direction led the NFL in offense and scoring...the Rams also led the NFL in scoring in 1976...he worked as offensive coordinator for the New York Jets (1969-72) and was an assistant for one season with the San Francisco 49ers (1968)...Meyers has an extensive collegiate coaching background that includes five years under Paul (Bear) Bryant at Alabama (1963-67) and three years at Florida State (1960-62)...he coached two years at Wake Forest (1958-59), where he and Knox were on the Deacons' staff together for the 1959 campaign...started his college coaching career at Denison University in Granville, Ohio (1952-57) after two seasons of high school coaching in Ohio...Meyer is a 1950 graduate of Denison, where he played quarterback under Woody Hayes and Dr. Rix Yard and was inducted into Denison's Hall of Fame in 1987...he earned a master's degree from Ohio State in 1957...attended high school in Ashtabula Harbor, Ohio...he and his wife, Maure, have two daughters, Kathy and Alea, and Ken has four children, Cindy, Karl, Richard and Tom...born 7/14/25.

Will be entering his 21st season as a coach in the National Football League, twelfth with Chuck Knox, and eighth season with the Seahawks...came to Seattle in 1983 after spending 1981 and 1982 as offensive coordinator at Tulane University...before joining the Tulane staff, he was offensive coordinator for the Chicago Bears under Neill Armstrong (1978-80)...Meyer served as head coach of the San Francisco 49ers in 1977... from 1973-76 he was the offensive coordinator for the Los Angeles Rams under Chuck Knox...during that period, the Rams won four straight NFC West championships...in 1973, Los Angeles' offense under his direction led the NFL in offense and scoring...the Rams also led the NFL in scoring in 1976...he worked as offensive coordinator for the New York Jets (1969-72) and was an assistant for one season with the San Francisco 49ers (1968)...Meyers has an extensive collegiate coaching background that includes five years under Paul (Bear) Bryant at Alabama (1963-67) and three years at Florida State (1960-62)...he coached two years at Wake Forest (1958-59), where he and Knox were on the Deacons' staff together for the 1959 campaign...started his college coaching career at Denison University in Granville, Ohio (1952-57) after two seasons of high school coaching in Ohio...Meyer is a 1950 graduate of Denison, where he played quarterback under Woody Hayes and Dr. Rix Yard and was inducted into Denison's Hall of Fame in 1987...he earned a master's degree from Ohio State in 1957...attended high school in Ashtabula Harbor, Ohio...he and his wife, Maure, have two daughters, Kathy and Alea, and Ken has four children, Cindy, Karl, Richard and Tom...born 7/14/25.

PAUL MOYER

Defensive Assistant



Enters his first NFL season as a defensive staff assistant after a seven-year playing career...will also assist with the special teams...signed with the Seahawks as a free agent in 1983 and played in 98 games, starting 30, until his career was cut short in 1989 after suffering a neck injury...finished his career with 239 tackles, four sacks, 11 interceptions, and eight fumble recoveries...scored two touchdowns, on an interception return in 1983 and with a


blocked punt in 1986...started all 16 games in 1988 and led the team in interceptions with six...also posted a career-high 73 tackles...served as Seattle's special teams captain in 1987...two-year letterman at Arizona State after transferring from Fullerton Junior College...Most Valuable Defensive Performer in the 1982 East-West Shrine Game...attended Villa Park High in Villa Park, California...Paul, and his wife, Heather, have a daughter, Taylor ...born 7/26/61.

CUTDOWN DATES

National Football League clubs will observe the following cutdown dates for the 1990 season; rosters must be trimmed to 60 players by Tuesday, August 28. The final cutdown, to 47 players will be on Monday, September 3.

ROD PERRY

Defensive Backfield Coach




Enters his second season in the National Football League after a ten-year NFL playing career...hired by the Seahawks on March 1, 1989, after coaching four seasons in college, two as defensive backfield coach at Fresno State University (1987-88) and one each at Fresno City College (1986) and Columbia University (1985)...played eight seasons with the Los Angeles Rams, 1975-82, after being drafted by then Rams' head coach Chuck Knox on the fourth round

...concluded his career with the Cleveland Browns, 1983-84...intercepted 30 passes in his career and returned four for touchdowns, including three in 1978...finished second in the NFC in interceptions in both 1976 and 1978...played in two Pro Bowls, 1978 and 1980, four NFC Championship games, 1974-76 and 1979, and in Super Bowl XIV following the 1979 season, with the Rams...attended Fresno City College for two seasons before transferring to the University of Colorado, where he was an All-Big Eight selection...attended Hoover High School in Fresno, California...Rod, and his wife, Patrice, have two sons, Rodney and Ryan...born 9/11/53.

RUSS PURNELL

Tight Ends, Assistant Special Teams Coach



Enters his fifth season with the Seahawks and fifth in the National Football League...joined the Seattle staff in July, 1986, as an offensive special assignments coach...added the tight ends in 1987 along with assisting with the special teams...coached four seasons at the University of Southern California, 1982-85...began his college coaching career at Whittier College in 1970...coached in the high school ranks at Corona del Mar High (1972) and Edison High School

(1973-81) before joining John Robinson's staff at USC...attended Lake Washington High School in Kirkland, Washington, as a sophomore, and Redmond High in Redmond, Washington, as a junior, before transferring to Huntington Beach High in Huntington Beach, California, for his senior year...began his college playing career as a center at Orange Coast College...transferred to Whittier College where he was an all-league choice and team captain as a senior... Russ, his wife, Jill, and son, Timothy, live in Bellevue...born 6/12/48.

FRANK RAINES

Strength and Conditioning



Enters his first season with the Seahawks as their strength and conditioning coach and third in the NFL...joined the Seahawks on February 21, 1990, after two seasons as the assistant strength and conditioning coach of the Washington Redskins...prior to joining the Redskins full-time, he worked part-time for three years...has also worked with the National League's Pittsburgh Pirates as a speed coach...three-year track letterman at George Mason University...

qualified for the 1984 Olympic Trials in the 200 meters...Frank, and his wife, Sharon, have a son, Markus Darnell, and a daughter, Kaaryn Nycole...born 11/29/60.

KENT STEPHENSON

Offensive Line Coach



Enters his sixth National Football League season as the Seahawks offensive line coach...joined Seattle in 1985 after two seasons (1983 and 1984) as the offensive line coach of the Michigan Panthers of the USFL...Michigan won the USFL Championship in his first season...had 18 seasons of college coaching experience before moving to the professional ranks...began his career as an assistant at Wayne State in 1965...moved from there to North Dakota (1969-71), Southern Methodist University (1972-73), Iowa (1974-76), Oklahoma State (1977-78) and the University of Kansas (1979-82)...attended the University of Northern Iowa where he earned all-conference honors as a two-way lineman...received his undergraduate degree in History and Physical Education from Northern Iowa and a Masters Degree in Education from Wayne State in 1966...prepped at Anita High School in Anita, Iowa...Kent and his wife, Shirley, have two children, a daughter, Heidi, and a son, Kyle...born 2/4/42.

RUSTY TILLMAN

Special Teams, Assistant Linebackers Coach




Enters his twelfth season with the Seattle Seahawks this fall and fourth assisting with the linebackers...handled the tight ends along with the special teams from 1983-86...in 1983, the Seahawks special teams led the NFL in both punt and kickoff coverage, only the second time in league history that the same team has led in both categories...Seattle has led the NFL in kickoff coverage twice, and punt coverage three times in his 11 seasons...joined the Seattle coaching

staff in 1979 after playing for the Washington Redskins (1970-1977)...served as Washington's special teams captain during his playing career and played in Super Bowl VII...was named to the Redskins' 50th Anniversary Team in 1986...Tillman was a linebacker, defensive end and tight end as a collegian at Northern Arizona University and was inducted into NAU's Hall of Fame in 1984...he attended Agua Fria High in Avondale, Arizona...Rusty has a daughter, Emily, and he and his wife, Lorri, have a son, Joshua and a daughter, Rachel...born 2/27/46.

JOE VITT

Special Assignments Coach



Enters his ninth season with the Seahawks and eighth on the field as special assignments coach...voted by the players as the 1986 winner of the Ed Block Memorial Courage Award...Vitt joined the Seahawks in 1982 as the team's flexi-kinetic trainer, handling the team's conditioning and strength program...worked with the Baltimore Colts for three years (1979-81) as weight training coordinator...was a three-year letterman at Towson State University as a linebacker

...attended Highland Regional High in Camden, New Jersey...he and his wife, Linda, have two children, Joe, Jr., and Jennifer...born 8/23/54.



PLAYERS



50 DAVE AHRENS LB

Height: 6-4

Weight: 247

College: Wisconsin

NFL Experience: 10th Year

How Acquired: Plan B (Miami 1990)

1989 Games Played/Started: 11/8

Career Games Played/Started: 119/44

Birthdate: 12/5/58

Birthplace: Cedar Falls, IA

Residence: Brownsburg, IN

1989: Signed with the Seahawks on March 5, 1990, as an unrestricted free agent. Played in 11 games, starting the first eight, with the Miami Dolphins. Was inactive week 12 and missed the last four games on injured reserve with a knee injury. Finished the season with 53 tackles, according to unofficial press box statistics. Was the Dolphins' leading tackler with 51 after his eight starts. Recorded nine in the first New York Jets game and had at least six in five other contests. Signed with the Dolphins as a Plan B free agent on March 23, 1989.

CAREER: Drafted originally on the fifth round by the St. Louis Cardinals in 1981. Played in all 57 games over four seasons, starting 24. Was credited with 228 tackles, including a career-high 102 as a rookie. Was traded to the Indianapolis Colts for a 10th round 1986 draft choice on August 28, 1985, and played in 44 games the next three seasons. Played the final seven games of the 1988 season with the Detroit Lions after signing as a free agent. While with St. Louis in 1981, he returned his only interception 14 yards for a touchdown. Has started at both inside and outside linebacker in his career.

COLLEGE: Finished his four-year college career with 280 tackles, including a school record 43 tackles for loss. Had 18 tackles for loss as a senior. Graduated with a degree in Agriculture.

PERSONAL: Lettered in football, basketball and track at Oregon High School in Oregon, Wisconsin. Dave and his wife, Karen, have three children, Iver, Marcus and Michael. Owns his own custard business.

AHREN'S NFL RECORD Defensive

Club	G/S	Int	Tackles	Sacks	FF	FR
1981 St. Louis	16/10	1	102	0.0	0	0
1982 St. Louis	9/9	0	66	0.0	0	1
1983 St. Louis	16/5	0	42	0.0	0	0
1984 St. Louis	16/0	0	18	0.0	0	0
1985 Indianapolis	16/0	0	10	0.0	0	1
1986 Indianapolis	16/10	0	94	2.0	4	0
1987 Indianapolis	12/2	0	19	0.0	0	1
1988 Detroit	7/0	0	2	0.0	0	0
1989 Miami	11/8	0	53	1.0	0	0
NFL TOTALS	119/44	1	406	3.0	4	3



95 STEVE ALVORD DT

Height: 6-4

Weight: 272

College: Washington

NFL Experience: 3rd Year

How Acquired: Free Agent (1990)

1989 Games Played/Started: 0/0

Career Games Played/Started: 27/15

Birthdate: 10/2/64

Birthplace: Bellingham, WA

Residence: Bellingham, WA

1990: Signed as a free agent on April 27.

CAREER: Drafted by the St. Louis Cardinals on the eighth round in 1987. Played in 12 games as a rookie and started the last six.

Started the first nine games in 1988, while playing in 15. Credited with two sacks. Missed the 1989 season on the Phoenix Cardinals' physically unable to perform list. Was waived by the Cardinals on November 11, 1989.

COLLEGE: Four-year letterman and three-year starter. Played both nose tackle and defensive tackle during his career. Finished his career with 203 tackles, 22 tackles for loss, nine sacks, and one interception. Returned the interception 22 yards for a touchdown against Arizona. Posted career highs in tackles (82), tackles for loss (9), and sacks (7) as a senior. Majored in Political Science.

PERSONAL: Football, basketball, and track letterman at Bellingham High School in Bellingham, Washington. Voted by the Washington State Sportswriters Association as the state's Outstanding Defensive Lineman as a senior.

Career Games Played/Started: 1987-12/6; 1988-15/0; Career-27/6.



65 EDWIN BAILEY G

Height: 6-4

Weight: 276

College: South Carolina State

NFL Experience: 10th Year

How Acquired: Draft (5th round 1981)

1989 Games Played/Started: 16/16

Career Games Played/Started: 125/106

Birthdate: 5/15/59

Birthplace: Savannah, GA

Residence: Augusta, GA

1989: Started all 16 regular season games at left guard.

CAREER: Has played (125) and started (106) more games than any other offensive lineman in team history. Ranks sixth in starts and seventh in games played among all players. Became an immediate starter at left guard as a rookie in 1981 after being a fifth-round draft choice. Started at left tackle for the first two games in 1982 before moving back to left guard.

COLLEGE: Named first-team NCAA Division I-AA All-America by American Football Coaches Association in 1980. Third-team Little All-America choice by Associated Press. Earned first-team All-Mid Eastern Athletic Conference honors as a sophomore, junior and senior. Played in the Black College All-Star game. Mutual Black Network All-America as a junior. Started several games as a freshman at tackle and moved to guard as a junior. Team co-captain as a senior. Has a degree in Elementary Education.

PERSONAL: Lettered in football and track at Tompkins High in Savannah, Georgia. Spent one offseason working as a volunteer patient representative at Evergreen General Hospital in Kirkland and has worked with the Lake Washington School District's Special Education program. Also participated in fund-raisers for the Bellevue Philharmonic, Cystic Fibrosis, and Sickle Cell Anemia. Edwin and wife, Cherise, have a daughter, Edea.

Career Games Played/Started: 1981-16/15; 1982-9/9; 1983-16/2; 1984-12/8; 1985-16/16; 1986-12/12; 1987-12/12; 1988-16/16; 1989-16/16; Career-125/106.

Playoff Games Played/Started: 1983-3/3; 1984-2/2; 1987-1/1; 1988-1/1; Career-7/7.

LARGENT AWARD

Steve Largent was the first recipient of the Steve Largent Award at the end of the 1989 season. The award will be given annually to the Seahawks player who best exemplifies the spirit, dedication, and integrity of the Seattle Seahawks. Largent was presented an original 1/3-life size bronze likeness of himself by world-reknown sculptor Roman Paramenter.



18 MARK BELLINI WR

Height: 5-11
Weight: 185
College: Brigham Young
NFL Experience: 3rd Year
How Acquired: Free Agent (1990)
1989 Games Played/Started: 0/0
Career Games Played/Started: 25/1
Birthdate: 1/19/64
Birthplace: San Leandro, CA
Residence: San Leandro, CA

1990: Signed as a free agent on April 25.

CAREER: Drafted originally on the seventh round in 1987 by the Indianapolis Colts. Played in 25 games, starting one, over the next two seasons, catching 10 passes for 133 yards with no touchdowns. Played in the Colts 1987 AFC Divisional Playoff Game at Cleveland, catching one pass for 21 yards. Signed with the Phoenix Cardinals as a Plan B Free Agent on March 8, 1989, and was waived on the cutdown to 47 players on September 4.


COLLEGE: Two-time first-team All-Western Athletic Conference choice as a junior and a senior. Began his career as a walk-on and finished it with 146 receptions for 2,429 yards, and 23 touchdowns. Receptions ranked ninth and yardage seventh in conference history. Caught 63 passes as a junior, tenth in the country, for 1,088 yards and 14 touchdowns. Majored in Zoology.

PERSONAL: Lettered in football, basketball, and baseball at San Leandro High School in San Leandro, California. His brother, Matt, is a senior running back at BYU.

BELLINI'S NFL RECORD

Receiving

Club	G/S	No	Yds	Avg	LG	TD
1987 Indianapolis	10/1	5	69	13.8	19	0
1988 Indianapolis	15/0	5	64	12.8	25	0
1989		Did Not Play				
NFL TOTALS	25/1	10	133	13.3	25	0



89 BRIAN BLADES WR

Height: 5-11
Weight: 182
College: Miami
NFL Experience: 3rd Year
How Acquired: Draft (2nd round 1988)
1989 Games Played/Started: 16/14
Career Games Played/Started: 32/21
Birthdate: 7/24/65
Birthplace: Ft. Lauderdale, FL
Residence: Coral Springs, FL

1989: Played in all 16 games and started 14. Selected to play in the Pro Bowl after leading the Seahawks in both receptions (77) and yards (1,063). Was voted by his teammates as the Seahawks Most Valuable Player. Became only the second player in team history to surpass 1,000 yards in a single season (Steve Largent did it eight times). Finished two receptions off Largent's single-season record. Ranked second in the AFC in receptions and was seventh in yards. His five 100-yard games were one off the club record and tied him for fifth in the league. Set single-game career highs with nine receptions and 146 yards against Phoenix. Also had over 100 yards at Denver (122), against San Diego (117), at the Los Angeles Raiders (113), and at Cincinnati (107). Established a new reception mark with 10 against the Chargers, including catching the game-winning touchdown pass with 40 seconds remaining. Had Seattle's longest offensive play with a 60-yard touchdown reception against the Ben-

gals. Had one touchdown reception in each of his 100-yard games. Converted 24-of-27 third and fourth down receptions into first downs (88.9%).

CAREER: Has led the Seahawks in receiving yardage in each of his two seasons. Totaled 682 on 40 catches as a rookie and became the first player other than Steve Largent to pace Seattle in receiving yardage. Led all NFL rookies in touchdowns with eight and finished fourth in yards and fifth in receptions. Had two 100-yard receiving games, a Seattle rookie record 145 yards on eight receptions, including a touchdown, against New Orleans in his first NFL start, and 123 on six catches, with two scores at Los Angeles versus the Raiders. His two 100-yard games were an NFL rookie high and the most by a rookie in team history. Ranks second all-time in 100-yard games (seven), is fourth in receiving touchdowns (13), seventh in yards (1,745), and eighth in receptions (117). Has converted 41-of-48 third down receptions into first downs (85.4%).

HONORS: 1988, *First-Team All-Rookie* (*Pro Football Weekly, College and Pro Football Newsweekly*). 1989, *AFC Pro Bowl squad; Marcus Nalley Trophy* (*Seahawks MVP as voted by teammates*); *UPI Second-team All-AFC*.

COLLEGE: Four-year letterman who finished his career with 80 receptions for 1,493 yards, a 15.7 average and 15 touchdowns. Caught the game-winning two-point conversion in a 26-25 win over Florida State in 1987. Had 29 catches for 394 yards, a 13.6 average and five touchdowns as a senior with three two-point conversions. Second on Miami's all-time touchdown reception list with 15 (Michael Irvin had 26). Recorded 18 catches for 392 yards, a 21.8 average and four touchdowns as a junior and 30 receptions for 657 yards, a 21.9 average and six touchdowns as a sophomore. Fifth on the school's all-time career yardage list with 1,493 yards. Played in four bowl games with Miami and also played in the Japan Bowl. Redshirted in 1983. Business Management major.

PERSONAL: Lettered in football and track at Piper High in Ft. Lauderdale, Florida. Older brother of the Detroit Lions' safety Bennie Blades, an All-America at Miami and first-round draft choice in 1988.

BLADES' NFL RECORD

Receiving

Club	G/S	No	Yds	Avg	LG	TD
1988 Seattle	16/7	40	682	17.1	55	8
1989 Seattle	16/14	77	1063	13.8	60	5

NFL TOTALS 32/21 117 1745 14.9 60 13

Additional Statistics: Rushing, 5 att., for 24 yds., 4.8 avg., long of 12, no TDs in 1988; 1 att., for 3 yds., in 1989; 6 att., for 27 yds., 12 long, career.

SINGLE GAME HIGHS


Receiving

Most Receptions: 10, vs. San Diego 10/29/89

Most Yards: 146, vs. Phoenix 9/17/89

Longest Reception: 60, vs. Cincinnati 12/10/89 (TD)

Most Touchdowns: 2, vs. L.A. Raiders 12/18/88



8 WILLIE BOUYER WR

Height: 6-3

Weight: 200

College: Michigan State

NFL Experience: 2nd Year

How Acquired: Free Agent (1989)

1989 Games Played/Started: 1/0

Career Games Played/Started: 1/0

Birthdate: 9/24/66

Birthplace: Detroit, MI

Residence: Detroit, MI

1989: Signed by the Seahawks as a free agent on May 8. Was waived on the cutdown to 47 players and added to the developmen-

tal squad two days later. Waived and added to the active roster prior to week two and played against Phoenix, catching one pass for nine yards. Returned to the developmental squad for weeks four and five before being activated for weeks six and seven. Spent the last nine weeks of the season on the developmental squad.

COLLEGE: Four-year letterman. Two-year starter opposite 1989 first-round draft choice Andre Rison. Caught 22 career passes for 340 yards, a 15.5 average, and one touchdown. Returned three kickoffs for an 18.0 yard average. Redshirted in 1984. Graduated with a degree in Communications.

PERSONAL: Attended Chadsey High in Detroit, Michigan, lettering in football and baseball, and was a member of the honor roll. Brother, Chris, is a wide receiver at the University of Pittsburgh. Father, Willie, Sr., played at Ferris State.



64 DARRICK BRILZ G

Height: 6-4

Weight: 270

College: Oregon State

NFL Experience: 4th Year

How Acquired: Free Agent (1989)

1989 Games Played/Started: 14/0

Career Games Played/Started: 35/4

Birthdate: 2/14/64

Birthplace: Alexandria, VA

Residence: San Pueblo, CA

1989: Signed by the Seahawks as a free agent on August 16 after being released by the San Diego Chargers on August 1. Was waived by the Seahawks on the final cutdown and re-signed prior to week 3. Played in 14 games as a reserve guard and special teams performer.

CAREER: Originally signed with the Washington Redskins as a free agent in 1987. Was released during the preseason (August 31) and re-signed by the Redskins as a replacement player (September 23). Played in seven games, with four starts, before being placed on injured reserve on December 12. Claimed on waivers by the San Diego Chargers on August 30, 1988, and played in 14 games with the Chargers that season.

COLLEGE: Four-year letterman and two-year starter. Played both guard and tackle.

PERSONAL: Lettered in football, basketball, and baseball at Pinole Valley High School in Pinole Valley, California.

Career Games Played/Started: 1987-7/4; 1988-14/0; 1989-14/0; Career-35/4.



77 JEFF BRYANT DE

Height: 6-5

Weight: 272

College: Clemson

NFL Experience: 9th Year

How Acquired: Draft (1st round 1982)

1989 Games Played/Started: 15/15

Career Games Played/Started: 112/108

Birthdate: 5/22/60

Birthplace: Atlanta, GA

Residence: Stone Mountain, GA

1989: Started 15 games playing both right end in the Seahawks 3-4 and right tackle in the 4-3. Was inactive against Cleveland because of a knee injury. Finished the season with 68 tackles, according to unofficial press box statistics. Had his single-game high 12 tackles, including a sack, at Philadelphia. Had three other games with eight tackles. Credited with three-and-a-half sacks and one forced fumble. His blocked point after touchdown at San Diego came with

4:14 left and the Seahawks ahead by their eventual winning score of 17-16.

CAREER: Has missed only five games in his career due to injury since being Seattle's first-round pick (sixth player chosen) in the 1982 draft. Missed four games on injured reserve in 1986 with an ankle injury and one last year. Ranks second in team history in sacks with 49.0. Led the team with a career-high 14.5 in 1984 and ranked fourth in the AFC. Has 12 games with 1.5 or more sacks. Had three sacks versus Detroit and scored a safety with an end zone sack at Cincinnati, both in 1984. Ranks second among defensive linemen with 484 tackles, according to unofficial press box statistics. Has four blocked placements in his career, two field goals and two PATs.

HONORS: 1982, *First-team All-Rookie (Pro Football Weekly)*. 1984, *Second-team All-AFC (UPI)*.

COLLEGE: First-team All-Atlantic Coast Conference as a senior and second-team All-America as chosen by Football News. Helped lead Clemson to a 12-0 record and the national championship in 1981. Selected to play in the East-West Shrine Game and the Olympia Gold Bowl. Three-time ACC Player of the Week for his play against Duke, North Carolina, and North Carolina State. Graded out over 100 percent by the coaches during the 1981 season. Led Clemson in sacks with eight and tackles for losses with 19. Finished third in total tackles with 87. Finished his career with 13 sacks, five fumble recoveries, four forced fumbles, 27 tackles for losses and 202 total tackles. Played in a Clemson record 47 straight games, along with teammate Jeff Davis. Four-year letterman. Named to Clemson's All-Time Team in 1984.

PERSONAL: Attended Gordon High in Decatur, Georgia, where he lettered in football and wrestling. Compiled an 18-0 wrestling record as a senior. Was named to the All-Strength Team as selected by the National Strength and Conditioning Association in 1981. Has worked with Children's Home Society and the Fred Hutchinson Cancer Research Center.

BRYANT'S NFL RECORD

Defensive

Club	G/S	Int	Tackles	Sacks	FF	FR
1982 Seattle	9/9	0	38	3.0	1	0
1983 Seattle	16/16	0	67	8.0	2	1
1984 Seattle	16/16	1	80	14.5	2	2
1985 Seattle	16/16	0	73	8.5	0	4
1986 Seattle	12/12	0	42	4.0	1	0
1987 Seattle	12/12	0	52	4.0	1	1
1988 Seattle	16/12	0	64	3.5	1	2
1989 Seattle	15/15	0	68	3.5	1	0
NFL TOTALS	112/108	1	484	49.0	9	10

Additional Statistics: Scoring, 1 safety in 1984. **Blocked Kicks,** 1 PAT, 1 FG in 1985; 1 PAT, 1 FG in 1988.

Playoff Games Played/Started: 1983-3/3; 1984-2/2; 1987-1/1; 1988-1/1; Career-7/7.



59 JOE CAIN LB

Height: 6-1

Weight: 228

College: Oregon Tech

NFL Experience: 2nd Year

How Acquired: Free Agent (1989)

1989 Games Played/Started: 9/0

Career Games Played/Started: 9/0

Birthdate: 6/11/65

Birthplace: Los Angeles, CA

Residence: Seattle, WA

1989: Played in nine games as a reserve linebacker and special

teams performer. Signed with the Seahawks as a free agent on March 31 and was released on the cutdown to 47 players. Re-signed two days later to the developmental squad where he remained until being activated prior to the first San Diego game. Missed two of the final 11 games on the inactive list. Credited with 10 tackles, primarily on special teams, according to unofficial press box statistics. Had four of those against the New York Giants.

CAREER: Originally drafted on the eighth round by the Minnesota Vikings in 1988. Was released on cutdown to 47 players on August 29 of that year.

COLLEGE: Two-year letterman and two-time first-team All-Columbia Football League. Second-team NAIA All-America as a senior. Team Most Valuable Player in both 1986 and 1987. Led Oregon Tech in tackles in 1987 with 103, with eight for loss, and four sacks. Also had four fumble recoveries. Totaled a team-high 112 tackles in 1986. Originally attended Stanford in 1983 and 1984 and was a starter at free safety as a freshman. Did not play football in 1985. Majored in Industrial Management.

PERSONAL: Attended Compton High School in Compton, California, lettering in football and track.



88 JEFF CHADWICK WR

Height: 6-3

Weight: 190

College: Grand Valley State

NFL Experience: 8th Year

How Acquired: Free Agent (1989)

1989 Games Played/Started: 12/0

Career Games Played/Started: 84/43

Birthdate: 12/16/60

Birthplace: Detroit, MI

Residence: West Bloomfield, MI

1989: Signed as a free agent by the Seahawks on September 27. Played in 11 games with Seattle catching eight passes for 95 yards. Opened the season with the Detroit Lions, played in the first game, and caught one pass for nine yards. Was waived by the Lions on September 11.

CAREER: Signed with Detroit as a free agent in 1983 and was the only non-drafted rookie to make the Lions' roster. First-team all-rookie selection after catching 40 passes for 617 yards and five touchdowns, as Detroit won the NFC Central. Added five receptions for 58 yards in the Lions' 24-23 NFC Divisional Playoff Game loss at San Francisco. Had his best season in 1986 starting 15 games and catching 53 passes for 995 yards and five touchdowns. Recorded four-of-his-five career 100-yard receiving games that season; 139 at Philadelphia, 121 against Green Bay, 106 vs. Tampa Bay, and 100 against Cincinnati. Totaled 112 yards versus Green Bay in 1985. Finished his career ranked ninth in Lions history with 206 receptions. His 3,359 receiving yards was sixth-best all-time. Scored his only rushing touchdown on a 12-yard reverse against San Diego on September 30, 1984.

HONORS: 1983, *First-Team All-Rookie* (Pro Football Writers' Association, Football Digest, Pro Football Weekly).

COLLEGE: Finished his three-year career as Grand Valley State's all-time leader in receiving yards with 1,512 and in receiving touchdowns with 19. Finished second in receptions with 75. Holds records for single-season receptions (42), receiving yards (894), and touchdowns (13), all as a senior. Had four scoring receptions against Ferris State in 1982. First-team All-Great Lakes Conference selection as a senior. Majored in Business.

PERSONAL: Lettered in football and track at Devine Child High School in Dearborn, Michigan. Co-chaired the Lions chapter of the "65 Roses Club," a fund-raiser for the Cystic Fibrosis Foundation.

Donated \$50 for each reception to Cystic Fibrosis. Chosen as the 1986 Lion of the Year by the Michigan March of Dimes. Jeff and his wife, Karen, have a son, Jeffrey.

CHADWICK'S NFL RECORD

Receiving

Club	G/S	No	Yards	Avg	LG	TD
1983 Detroit	16/4	40	617	15.4	45	4
1984 Detroit	16/3	37	540	14.6	46	2
1985 Detroit	7/5	25	475	19.1	56	3
1986 Detroit	15/15	53	995	18.8	73	5
1987 Detroit	8/8	30	416	13.9	36	0
1988 Detroit	10/8	20	304	15.2	32	3
1989 Detroit	1/0	1	9	9.0	9	0
Seattle	11/0	8	95	11.9	19	0
NFL TOTALS	84/43	214	3,451	16.2	73	17

Additional Statistics: Rushing, 1 attempt for 12 yards and a touchdown in 1984; 1 attempt for -6 yards in 1987; 2 attempts for 6 yards and 1 touchdown, career.

SINGLE GAME HIGHS

Receiving

Most Receptions: 7, 3 Times (Last: vs. Washington 11/15/87)

Most Yards: 139, vs. Philadelphia 11/16/86

Longest Reception: 73, vs. Tampa Bay 11/23/85

Most Touchdowns: 2, vs. Atlanta 9/8/85



84 LOUIS CLARK WR

Height: 6-0

Weight: 193

College: Mississippi State

NFL Experience: 4th Year

How Acquired: Draft (10th Round 1987)

1989 Games Played/Started: 16/6

Career Games Played/Started: 26/6

Birthdate: 7/3/64

Birthplace: Pontotoc, MS

Residence: Woodinville, WA

1989: Played in all 16 games and started six when Steve Largent was on injured reserve. Caught 25 passes for 260 yards and one touchdown. Had only one career reception entering the season. Had four receptions in the first Los Angeles Raiders game and his touchdown was among three receptions at New England. His single-game best 63 yards came on three receptions at Philadelphia.

CAREER: Was hampered by injuries his first two seasons after being Seattle's tenth-round draft choice in 1987. Active for three games as a rookie, playing in two. Spent the last six weeks of the season on injured reserve with a hamstring injury. Played in eight games as a reserve wide receiver in 1988 after missing the first seven games on injured reserve with a preseason hamstring injury. His first NFL reception went for a touchdown in the first Los Angeles Raiders game.

COLLEGE: Played as a tight end and caught 62 passes for 1,192 yards, a 19.2 average, and eight touchdowns in his career. Caught 24 for 378 yards and three touchdowns as a senior. Had seven receptions for 153 yards versus Kentucky as a junior. Majored in Psychology.

PERSONAL: Lettered in football and baseball at Shannon High School in Shannon, Mississippi. Brother, Dave, is an outfielder with the National League's Chicago Cubs. Is one of 14 children. Louis and his wife, Carla, have a son, Antonio.

CLARK'S NFL RECORD

Receiving

Club	G/S	No	Yds	Avg	LG	TD
1987 Seattle	2/0	0	0	0.0	0	0
1988 Seattle	8/0	1	20	20.0	20	1
1989 Seattle	16/6	25	260	10.4	28	1
NFL TOTALS	26/6	26	280	10.8	28	2

Additional Statistics: Kickoff Returns, 1 for 31 yards in 1989.



53 DARREN COMEAUX LB

Height: 6-1

Weight: 239

College: Arizona State

NFL Experience: 9th Year

How Acquired: Waivers (SF 1988)

1989 Games Played/Started: 16/13

Career Games Played/Started: 93/19

Birthdate: 4/15/60

Birthplace: San Diego, CA

Residence: San Diego, CA

1989: Played in all 16 games starting 13-of-the-last-14 at left inside linebacker. Signed just prior to the final preseason game and was activated for the regular season opener. Took over as the starter for week three after a season-ending injury to Brian Bosworth. Started the rest of the season, except for the first San Diego game, in which the Seahawks opened in a 4-3 defense. Finished fifth on the team in tackles with 88, according to unofficial press box statistics, and added three on special teams. Had 12 tackles twice, at San Diego and against Cleveland. Also had an interception against the Chargers and recovered a fumble against Denver.

CAREER: Claimed by the Seahawks on waivers from the San Francisco 49ers on October 14, 1988. Played in nine games with Seattle, starting six, including the last four of the regular season, and the AFC Divisional Playoff game. Originally signed as a free agent with the Denver Broncos in 1982. Played 60 games over the next five seasons in Denver. Named the Broncos' Most Valuable Player on special teams in 1986 and played in Super Bowl XXI. Was waived by Denver on September 7, 1987, and signed as a free agent by San Francisco on October 8. Played in eight games, collecting 14 tackles, with 12 coming on special teams, with the 49ers. Had missed the first six games in 1988 on injured reserve with the 49ers before being claimed by the Seahawks.

COLLEGE: Two-year letterman. Winner of the Glenn Hawkins Sportsmanship Award as a senior in 1981. Majored in Business Administration.

PERSONAL: Played two seasons at Mesa Junior College in San Diego before enrolling at Arizona State. Attended San Diego High School in San Diego, lettering in football, basketball and track.

COMEAUX'S NFL RECORD

Defensive

Club	G/S	Int	Tackles	Sacks	FF	FR
1982 Denver	3/0	0	0	0.0	0	0
1983 Denver	14/0	0	0	0.0	0	0
1984 Denver	16/0	1	10	0.0	0	1
1985 Denver	11/0	0	6	0.0	0	0
1986 Denver	16/0	0	12	1.0	2	1
1987 San Francisco	8/0	0	14	0.0	0	0
1988 Seattle	9/6	1	41	0.0	0	0
1989 Seattle	16/13	1	91	0.0	0	1
NFL TOTALS	93/19	3	174	1.0	2	3

Playoff Games Played/Started: 1983-1/0; 1984-1/0; 1986-3/0; 1987-1/0; 1988-1/1; Career-7/1.



3 RICK DONNELLY P

Height: 6-0
 Weight: 190
 College: Wyoming
 NFL Experience: 5th Year
 How Acquired: Plan B (Atlanta 1990)
 1989 Games Played/Started: 0/0
 Career Games Played/Started: 55/0
 Birthdate: 2/17/62
 Birthplace: Long Island, NY
 Residence: Lawrenceville, GA

1989: Signed as an unprotected free agent on March 30, 1990. Missed the entire 1989 season on injured reserve with the Atlanta Falcons because of a back injury.

CAREER: Signed originally as a free agent with the New England Patriots in 1985, where he was waived and signed with Atlanta as a free agent on August 23, 1985. He played in 55 games over the next four seasons and ranks as the Falcons' all-time leader with a 42.6 career average on 296 punts. Led the NFL in gross average in 1985 and topped the NFC in 1987 with a career high 44.0. Led the NFL in punts in 1988 with 98 and finished second in punts inside the 20 with an Atlanta record 27. Tied a team record with 11 punts against Philadelphia. Had averaged over 40 yards a kick in 43-of-55 games.

COLLEGE: Ranked third in the country as a senior with a 47.3 yard average. Graduated with a degree in Administration of Justice.

PERSONAL: Lettered in football as a quarterback at Miller Place High School in Miller Place, New York. Rick and his wife, Jackie, have two daughters, Bobbi and Jessica.

DONNELLY'S NFL RECORD

Punting

Club	G/S	No	Yds	Avg	LG	TB	In20	Blk
1985 Atlanta	11/0	59	2574	43.6	68	5	18	0
1986 Atlanta	16/0	78	3421	43.9	71	9	19	1
1987 Atlanta	12/0	61	2686	44.0	62	8	9	2
1988 Atlanta	16/0	98	3920	40.0	61	6	27	0
1989		Injured Reserve						

NFL TOTALS 55/0 296 12601 42.6 71 28 73 3



31 BOBBY JOE EDMONDS WR

Height: 5-11
 Weight: 186
 College: Arkansas
 NFL Experience: 5th Year
 How Acquired: Plan B (Raiders 1990)
 1989 Games Played/Started: 7/0
 Career Games Played/Started: 49/0
 Birthdate: 9/26/64
 Birthplace: Nashville, TN
 Residence: Bellevue, WA

1989: Signed as an unrestricted free agent on April 1, 1990. Played in seven games with the Los Angeles Raiders after signing as a free agent on September 14. Averaged 10.5 yards on 16 punt returns and 19.4 on 14 kickoff returns. Missed the last eight games of the season on injured reserve with an ankle injury. Originally signed with the Detroit Lions as an unrestricted free agent on March 17, and was waived by them on the cutdown to 47 players on September 4.

CAREER: Originally the Seahawks' fifth-round draft choice in 1986. Played three seasons and ranks as Seattle's all-time leader in eight kick return categories: punt returns (89), punt return yards (1,010), fair catches (26), kickoff returns (101), kickoff return yards (2,228), kickoff return average (22.06), combined kick returns (190), and combined kick return yards (3,228). Holds the team record for most

punt return yards in a single game — 103 yards on four returns versus Philadelphia; and a season, with 419 in 1986. Returned a punt 75 yards for a touchdown against the Eagles, equalling the longest return in team history. The only Seahawks player to lead the league or conference in punt returns. Paced the NFL in 1986 with a 12.3 yard average and led the AFC with a team-record 12.6 average in 1987. Was the first player to lead the AFC (or AFL) two consecutive seasons since Les (Speedy) Duncan in 1965 and 1966. Pro Bowl selection after the 1986 season.

HONORS: 1986, AFC Pro Bowl Squad; AFC Special Teams Player of the Year (AFC Players' vote in USA Today); First-Team All-NFL (AP, Pro Football Weekly, Sporting News, Pro Football Writers' Association, Football Digest); First-Team All-AFC (Football News, Pro Football Weekly); First-Team All-Rookie (Pro Football Weekly); 1988, Second-team All-AFC (College and Pro Football Newsweekly).

COLLEGE: Second-leading punt returner in Arkansas history with a career average of 10.3 yards on 93 returns for 959 yards. Set a Liberty Bowl record with 10 receptions in a 21-15 loss to Auburn in 1984. Named outstanding player in Holiday Bowl victory over Arizona State, 18-17, in 1985. Led SWC in punt returns as a junior with an 11.8 average and was third in 1985 with an 11.6 average. Majored in Journalism.

PERSONAL: Attended Lutheran North High in St. Louis, Missouri, where he lettered in football, basketball and baseball. Drafted by baseball's St. Louis Cardinals on the 12th round out of high school and later drafted by the Cardinals in the secondary phase while at Arkansas.


EDMONDS' NFL RECORD

Punt Returns

Club	G/S	No	FC	Yds	Avg	LG	TD
1986 Seattle	15/0	34	14	419	12.3	75	1
1987 Seattle	11/0	20	4	251	12.6	40	0
1988 Seattle	16/0	35	8	340	9.7	41	0
1989 L.A. Raiders	7/0	16	4	168	10.5	43	0
NFL TOTALS	49/0	105	30	1178	11.2	75	1

Kickoff Returns

Club	G/S	No	Yds	Avg	LG	TD
1986 Seattle	15/0	34	764	22.5	46	0
1987 Seattle	11/0	27	564	20.9	43	0
1988 Seattle	16/0	40	900	22.5	65	0
1989 L.A. Raiders	7/0	14	271	19.4	43	0
NFL TOTALS	49/0	115	2499	21.7	65	0



54 GRANT FEASEL C

Height: 6-7

Weight: 280

College: Abilene Christian

NFL Experience: 6th Year

How Acquired: Free Agent (1987)

1989 Games Played/Started: 16/16

Career Games Played/Started: 64/23

Birthdate: 6/28/60

Birthplace: Barstow, CA

Residence: Rowlette, TX

1989: Started all 16 games at center and was used as the deep-snapper on PATs and field goals. Caught a deflected pass at Kansas City and gained five yards. Did not miss an offensive play all year.

CAREER: Signed by the Seahawks as a free agent on February 25, 1987, and has played in 44 games with 20 starts. Has also started two playoff games. Originally the sixth-round draft choice of the Baltimore Colts in 1983. Was waived by the Colts and signed with the Minnesota Vikings on October 21, 1984. Missed the 1985 sea-

son on injured reserve with a training camp knee injury. Spent the first 11 weeks of the 1986 season on injured reserve with the Vikings. Was activated for one game, November 23 at Cincinnati, but did not play. Released on November 28.

COLLEGE: Four-year letterman and three-year starter. Associated Press First-Team Division II All-America choice as a senior. First-team All-Lone Star Conference and was voted the conference's lineman of the year. Three-time academic all-conference choice and second-team Academic All-America as a senior. Majored in Pre-Med and has been admitted to Baylor University's College of Dentistry.

PERSONAL: Attended Barstow High in Barstow, California, lettering in football, wrestling, and baseball. Grant, his wife, Cyndy, and son, Sean, live in Rowlette, Texas, where he works for Cambridge Development, a Dallas-area real estate firm.

Additional Statistics: Pass Receiving, 1 for 5 yds. in 1989.

Career Games Played/Started: 1983-11/0; 1984-9/3; 1985-IR; 1986-0/0; 1987-12/2; 1988-16/2; 1989-16/16; Career-64/23.

Playoff Games Played/Started: 1987-1/1; 1988-1/0.



44 DERRICK FENNER RB

Height: 6-3

Weight: 229

College: North Carolina

NFL Experience: 2nd Year

How Acquired: Draft (10th round 1989)

1989 Games Played/Started: 5/1

Career Games Played/Started: 5/1

Birthdate: 4/6/67

Birthplace: Washington, D.C.

Residence: Kirkland, WA

1989: Played in five games as reserve fullback. Spent the first eight weeks of the season on the inactive list as a reserve running back. Was switched to fullback after an injury to James Jones in the second San Diego game. Saw his first game action at New York against the Giants. Got his first NFL start at fullback at Denver the next week and rushed for 28 yards and his first career touchdown. Led Seattle in rushing during the preseason with 129 yards on 31 carries and two touchdowns.

COLLEGE: Two-year letterman. First-team All-Atlantic Coast Conference in 1986 after leading the ACC in rushing with 1,250 yards on 200 carries, a 6.3 average, and six touchdowns. Had four 100-yard games, including a school-record 328 yards on 39 carries, with two touchdowns, against Virginia. Also totaled 213 yards on 23 carries against Florida State. Took over as the starter in the fifth game of the 1985 season. Rushed for 109 yards on 21 carries against Wake Forest in his first game. Named ACC Rookie of the Week after rushing for 150 yards on 34 carries against North Carolina State. Caught 14 passes in each of his two seasons. Transferred to Gardner-Webb College in 1988, but did not play football. Majored in General Studies.

PERSONAL: Attended Oxon Hill High School in Oxon Hill, Maryland, lettering in football, basketball, and track.

FENNER'S NFL RECORD

Rushing

Club	G/S	Att	Yds	Avg	LG	TD
1989 Seattle	5/1	11	41	3.7	9	1
NFL TOTALS	5/1	11	41	3.7	9	1

Receiving

Club	G/S	No	Yds	Avg	LG	TD
1989 Seattle	5/1	3	23	7.7	9	0
NFL TOTALS	5/1	3	23	7.7	9	0



90 JETHRO FRANKLIN DE

Height: 6-1
Weight: 258
College: Fresno State
NFL Experience: 2nd Year
How Acquired: Free Agent (1989)
1989 Games Played/Started: 7/1
Career Games Played/Started: 7/1
Birthdate: 10/25/65
Birthplace: St. Lazaire, France
Residence: Bothell, WA

1989: Originally signed as a free agent by the Seahawks on April 27 and was waived on September 4 on the cutdown to 47 players. Signed to the developmental squad on September 6 where he spent the first nine weeks of the season. Waived from developmental and added to the active roster on November 11 and started at right end for an injured Jeff Bryant against Cleveland. Had 7 of his season total of 13 tackles against the Browns, according to unofficial press box statistics.

CAREER: Selected originally on the 11th round of the 1988 draft by the Houston Oilers. Waived by Houston on the cutdown to 47 players on August 29, 1988. Did not play football in 1988.

COLLEGE: Played two seasons at Fresno State after transferring from San Jose City College. Had 147 tackles, 31-and-a-half sacks, 42 tackles for loss, and four fumble recoveries at Fresno State. Set a school record with 19-and-a-half sacks as a junior. Two-time first-team All-Pacific Coast Athletic Conference in 1986 and 1987. Named PCAA Defensive Player of the Year as a senior. Totaled 80 tackles and 12 sacks in 1987. Played in the East-West Shrine Game and the Japan Bowl after graduation. Had 144 tackles, 15 sacks, and 25 tackles for loss in junior college. Majored in Criminal Justice.

PERSONAL: Lettered in football and track at Yerba Buena High School in San Jose, California. Born in St. Lazaire, France, where his father was stationed in the military.



1 TEDDY GARCIA K

Height: 5-10
Weight: 187
College: Northeast Louisiana
NFL Experience: 3rd Year
How Acquired: Free Agent (1990)
1989 Games Played/Started: 3/0
Career Games Played/Started: 19/0
Birthdate: 6/4/64
Birthplace: Shreveport, LA
Residence: Oak Grove, LA

1990: Signed as a free agent on April 26.

CAREER: Originally drafted on the fourth round by the New England Patriots in 1988. Played in all 16 games, making 6-of-13 field goals and 11-of-16 PATs. Signed with the Phoenix Cardinals as a Plan B Free Agent on March 29, 1989. Was waived on August 28 and claimed by the Minnesota Vikings. Kicked in the first three games of the 1989 season with the Vikings, making eight-of-eight PATs and one-of-five field goals. Was waived on September 27.

COLLEGE: Enrolled as a soccer player and switched to football as a freshman. Set school career records with 246 points, 56 field goals, and 88 field goal attempts. Holds the conference record for field goals. First-team All-Southland Conference as a senior after scoring a single-season high 94 points. Played in the Blue-Gray Game and was named South Offensive Player of the Game after kicking a pair of 44-yard field goals. Majored in General Studies.

PERSONAL: Lettered in soccer and football at Lewisville High School in Lewisville, Texas. Teddy and his wife, Lori, have a son, James.

GARCIA'S NFL RECORD

Club	Scoring					
	G/S	PAT-Att	FG-Att	FG%	LG	Pts
1988 New England	16/0	11-16	6-13	46.2	50	29
1989 Minnesota	3/0	8-8	1-5	20.0	35	11
NFL TOTALS	19/0	19-24	7-18	38.9	50	40



22 NESBY GLASGOW S

Height: 5-10

Weight: 187

College: Washington

NFL Experience: 12th Year

How Acquired: Free Agent (1988)

1989 Games Played/Started: 16/16

Career Games Played/Started: 159/130

Birthdate: 4/15/57

Birthplace: Los Angeles, CA

Residence: Redmond, WA

1989: Started all 16 games at strong safety. Led the AFC and established a new team record with five fumble recoveries. Returned one of the recoveries 37 yards for a touchdown at Kansas City. Finished third on the team in tackles with 97, according to unofficial press box statistics. Added seven more on special teams. Had 12 tackles at New England, 11 in the first Kansas City game, and 10 at the New York Giants.

CAREER: Signed with the Seahawks as a free agent on August 9, 1988. Originally selected on the eighth round of the 1979 draft by the Colts and played nine seasons before being waived on August 4, 1988. Played in all 16 games with the Seahawks in 1988 as a reserve and collected two interceptions and 26 tackles, according to unofficial press box statistics. Started at both free safety and at strong safety with the Colts. Led the Colts in tackles three straight seasons, 1981-83, finished second in 1980 and third in 1984. Had over 100 tackles four times, 149 in 1980, 134 in 1984, 116 in 1981, and 106 in 1982. Set the Colts single-season record for punt returns (44), kickoff returns (50), and kickoff return yardage (1,126), all in 1979. Included was a 75-yard touchdown versus New England. His 1,478 combined kick return yards led the AFC in 1979 and his 12 combined kick returns against Denver that season tied an NFL record.


COLLEGE: Four-year letterman. First-team All-Pac-8 and All-West Coast selection as both a junior and senior. Team co-captain as a senior. Led the conference in punt returns as a senior with a 9.2 yard average. Ended his career with 169 tackles and five interceptions. Played in the Hula and Senior Bowls.

PERSONAL: Attended Gardena High School in Gardena, California, lettering in football and track. Active with the Save-A-Heart Foundation while with the Colts and recently with Seattle Children's Home. Nesby, and his wife, Dona, have three children, Nesby, Brandon and Nicole.

GLASGOW'S NFL RECORD

Club	Interceptions					
	G/S	No	Yards	Avg.	LG	TD
1979 Baltimore	15/4	1	-1	-1.0	-1	0
1980 Baltimore	16/16	4	65	16.3	29	0
1981 Baltimore	14/13	2	35	17.5	31	0
1982 Baltimore	9/9	0	0	0.0	0	0
1983 Baltimore	16/15	3	35	11.7	18	0
1984 Indianapolis	16/16	1	8	8.0	8	0
1985 Indianapolis	16/16	0	0	0.0	0	0
1986 Indianapolis	14/14	0	0	0.0	0	0
1987 Indianapolis	11/11	1	0	0.0	0	0
1988 Seattle	16/0	2	19	9.5	19	0
1989 Seattle	16/16	0	0	0.0	0	0
NFL TOTALS	159/130	14	161	12.4	31	0

Additional Statistics: Punt Returns, 44-352, 8.0 avg., 1 TD in 1979; 23-187, 8.1 avg. in 1980; 4-24, 6.0 avg. in 1982; 1-9 in 1983; 7-79, 11.3 avg., in 1984; 79-651, 8.2 avg., 1 TD, career. **Kickoff Returns**, 50-1, 126, 22.5 avg. in 1979; 33-743, 22.5 avg. in 1980; 1-35 in 1981; 1-85, 904, 22.7 avg., career. **Tackles**, 53 in 1979; 149 in 1980; 116 in 1981; 103 in 1982; 97 in 1983; 134 in 1984; 90 in 1985; 80 in 1986; 76 in 1987; 26 in 1988; 104 in 1989; 1,028, career. **Sacks**, 1 in 1981; 1 in 1983; 2 in 1985; 1 in 1987; 5, career. **Scoring**, 1 punt return, 1979; 1 fumble recovery, 1989. **Playoff Games Played/Started:** 1987-1/0; 1988-1/0; Career-2/0.



79 JACOB GREEN DE

Height: 6-3

Weight: 252

College: Texas A&M

NFL Experience: 11th Year

How Acquired: Draft (1st round 1980)

1989 Games Played/Started: 15/14

Career Games Played/Started: 146/144

Birthdate: 1/21/57

Birthplace: Pasadena, TX

Residence: Fulsher, TX

1989: Voted by his teammates as the defensive captain. Played in 15 games, starting 14, at left end. Did not play against Cleveland because of a knee injury and did not start at Philadelphia when the Seahawks opened in a goal line defense. The Cleveland game was his first miss because of an injury since week 12 of his rookie season. Ended the season with 47 tackles, according to unofficial press box statistics. Had a season-high seven at San Diego and recovered a fumble. Credited with three sacks and a forced fumble. Blocked a point after touchdown attempt against Phoenix.

CAREER: Has served as the defensive captain the past two seasons. Is tied for third all-time in games played (146) and is third in games started (144). Is the Seahawks all-time leader in sacks (97.5), fumble recoveries (14), and forced fumbles (25). Has 79 of his sack total since 1982, to rank third in the NFL behind the New York Giants' Lawrence Taylor (104) and the Washington Redskins' Dexter Manley (91). Led Seattle in sacks in seven-of-his-ten seasons. Finished second in the AFC in sacks in 1983 with a team-record 16, and in 1985 with 13.5. Holds five-of-the-top-six one-season sack marks in team history. Has 30 career multiple sack (1.5 or more) games, including a team record four versus the New York Giants. Had three-and-a-half versus the Los Angeles Raiders in 1983 and totals five with three, 15 with two, and eight with one-and-a-half. Set the team record for most sacks in a playoff game with two-and-a-half against the Raiders in the 1984 AFC Wild Card Game. Has scored four touchdowns in his career, two on interception returns and two on fumble recoveries. Recorded the NFL's longest interception return in 1983 with a 73-yard scoring return at Cleveland and the league's longest fumble return in 1985, a 79-yarder at New York versus the Jets. Had a 19-yard interception return touchdown at New Orleans in 1985 and an end zone fumble recovery versus Kansas City in 1988. Ranks sixth all-time with 603 tackles, according to unofficial press box statistics, which leads all defensive linemen. His career-high 92 tackles in 1985 has only been bettered by one defensive lineman in team history. Had a single-season record seven forced fumbles in 1985. Has blocked four placements, two field goals and two PATs. Selected by the Seahawks on the first round of the 1980 college draft with the tenth pick. Seattle traded their first-round (the 16th pick) and third-round 1980 draft choices to the Buffalo Bills in order to move up. Named to the AFC Pro Bowl team after the 1986 and 1987 seasons, the latter as a starter.

HONORS: 1980, First-team All-Rookie (*The Sporting News*, *Pro Football Writers*, *Pro Football Weekly*, *Football Digest*). 1983, Second-team All-AFC (UPI). 1984, First-team All-NFL (*The Sporting News*);

Second-team All-NFL (NEA); AFC Pro Bowl first alternate. **1985**, First-team All-NFL (Football News); Second-team All-AFC (UPI); AFC Pro Bowl first alternate. **1986**, AFC Pro Bowl squad; Seattle P-I Sports Star of the Year nominee; **1987**, AFC Pro Bowl Starter; First-team All-AFC (Pro Football Weekly, UPI, Football News); Miller Beer NFL Lineman of the Year National Finalist. **1988**, Defensive Captain; AFC Pro Bowl first alternate, Turns NFL Neutralizer for September. **1989**, Defensive Captain.

COLLEGE: First-team All-America pick by AP and Walter Camp Foundation. Second-team All-America by UPI and College and Pro Football Newsweekly. Third-team All-America by Football News. AP All-America Strength team. First-team All-Southwest Conference by AP, UPI and Players in 1978 and 1979. Chosen for East-West game and Japan Bowl. Defensive MVP in East-West game. Finished career with 283 tackles, including 38 sacks. Had 20 sacks as a senior and 134 total tackles. Forced 12 fumbles and recovered six in his career. Three-year letterman. Physical Education major.

PERSONAL: Attended Kashmere High in Houston, Texas, where he lettered in football, basketball and baseball. Worked as a volunteer for the American Heart Association, Bellevue Philharmonic, Junior Achievement, Veterans' Hospital, United Cerebral Palsy and Fred Hutchinson Cancer Research Center. Served as honorary chairman of the May King County Boys and Girls Club Steak and Burger dinner the last four years. Hosts an annual celebrity golf tournament to benefit a number of Seattle-area charities, including Fred Hutchinson Cancer Research Center. Jacob and his wife, Janet, have three daughters, Janelle, Jessica, and Jillian.

GREEN'S NFL RECORD

Defensive

Club	G/S	Int	Tackles	Sacks	FF	FR
1980 Seattle	14/13	0	58	6.5	0	0
1981 Seattle	16/16	0	74	12.0	6	1
1982 Seattle	9/9	0	36	3.0	1	0
1983 Seattle	16/16	1	61	*16.0	1	2
1984 Seattle	16/16	0	69	13.0	4	4
1985 Seattle	16/16	1	92	13.5	*7	2
1986 Seattle	16/16	0	64	12.0	1	1
1987 Seattle	12/12	0	48	9.5	3	1
1988 Seattle	16/16	0	54	9.0	1	2
1989 Seattle	15/14	0	47	3.0	1	1
NFL TOTALS	146/144	2	603	97.5	25	14

*Team Record

Additional Statistics: Interceptions, 1 for 73 yds., and a TD in 1983; 1 for 19 yds., and a TD in 1985. **Scoring**, 2 TDs on interception returns (1983, 1985), 2 on fumble returns (1985 and 1988). **Blocked Kicks**, 1 PAT in 1986; 1 FG in 1985; 1 FG in 1988; 1 PAT in 1989. **Playoff Games Played/Started:** 1983-3/3; 1984-2/2; 1987-1/1; 1988-1/1; Career-7/7.



29 DWAYNE HARPER CB

Height: 5-11

Weight: 174

College: South Carolina State

NFL Experience: 3rd Year

How Acquired: Draft (11th round 1988)

1989 Games Played/Started: 16/13

Career Games Played/Started: 32/14

Birthdate: 3/29/66

Birthplace: Orangeburg, SC

Residence: Orangeburg, SC

1989: Played in all 16 games, starting 13 at left cornerback. Did not start the opener as the Seahawks began the game in a goal line defense and the season finale because of a knee injury. Credited

with 45 defensive tackles and four on special teams, according to unofficial press box statistics. Had a career high eight against the New York Giants. Recorded interceptions at New England and in the second Los Angeles Raiders game. Recovered a fumble in the first Raiders game.

CAREER: Has played in all 32 games since being the Seahawks eleventh-round draft choice in 1988. Made his first career start at San Diego. Credited with 83 tackles, according to unofficial press box statistics, and had a sack at New England and a fumble recovery.

COLLEGE: First-team All-Mid-Eastern Conference selection for four straight seasons. Finished his career with 11 interceptions, including eight as a senior. His eight interceptions equalled the MEAC record held by four players, including former Pittsburgh Steelers and South Carolina State star Donnie Shell. Had 216 career tackles. Graduated with a degree in Marketing.

PERSONAL: Attended Orangeburg-Wilkinson High in Orangeburg, South Carolina, lettering in football, basketball, and track.

HARPER'S NFL RECORD

Defensive

Club	G/S	Int	Tackles	Sacks	FF	FR
1988 Seattle	16/1	0	34	1.0	0	1
1989 Seattle	16/13	2	49	0.0	0	1
NFL TOTALS	32/14	2	83	1.0	0	2



33 ELROY HARRIS RB

Height: 5-9

Weight: 218

College: Eastern Kentucky

NFL Experience: 2nd Year

How Acquired: Draft (3rd round 1989)

1989 Games Played/Started: 14/0

Career Games Played/Started: 14/0

Birthdate: 8/18/66

Birthplace: Orlando, FL

Residence: Kirkland, WA

1989: Played in 14 games as a reserve running back and kickoff return specialist. Had eight carries for 26 yards and three receptions for 23 yards on offense. Returned 18 kickoffs for an 18.6 yard average, with a long of 25 at Cincinnati. Selected by the Seahawks on the third round of the 1989 draft.

COLLEGE: Three-year letterman. School's all-time leading rusher with 4,555 yards. Holds Ohio Valley Conference career touchdown mark of 58. OVC Offensive Player of the Year in 1988. Led all NCAA Division 1-AA players and set a school record with 1,543 yards rushing in 1988. Added 455 yards in three playoff games to total 1,998 for the season. Set single-season school records for attempts (277) and touchdowns (21). Averaged 5.9 yards on each of 676 career attempts. First-team All-OVC in 1987 after rushing for 1,313 yards. Redshirted in 1986. Majored in Physical Education.

PERSONAL: Attended Winter Park High in Maitland, Florida, lettering in football and basketball.

HARRIS' NFL RECORD

Rushing

Club	G/S	Att	Yds	Avg	LG	TD
1989 Seattle	14/0	8	23	2.9	8	0
NFL TOTALS	14/0	8	23	2.9	8	0

Receiving

Club	G/S	No	Yds	Avg	LG	TD
1989 Seattle	14/0	3	26	8.7	11	0
NFL TOTALS	14/0	3	26	8.7	11	0

Kickoff Returns

Club	G/S	No	Yds	Avg	LG	TD
1989 Seattle	14/0	18	334	18.6	25	0
NFL TOTALS	14/0	18	334	18.6	25	0



63 ROY HART DT

Height: 6-1
Weight: 279
College: South Carolina
NFL Experience: 2nd Year
How Acquired: Draft (6th round 1988)
1989 Games Played/Started: 16/1
Career Games Played/Started: 16/1
Birthdate: 7/10/65
Birthplace: Tifton, GA
Residence: Bellevue, WA

1989: Played in all 16 games as a reserve nose tackle and special teams performer. Started at right tackle at Philadelphia in the Seahawks' goal line defense. Credited with 18 tackles, according to unofficial press box statistics. Had four against both Cleveland and the New York Giants. Had a pair of sacks against the Browns.

CAREER: Selected on the sixth round of the 1988 draft. Active for the season's first game at Denver but did not play and spent the last 15 weeks of the regular season on injured reserve with a hamstring injury.

COLLEGE: Earned second-team All-America honors as selected by College & Pro Football Newsweekly as a senior. Second-leading tackler on the team in 1987 with 102, including five sacks and 17 tackles for a loss. Had two fumble recoveries and forced two fumbles. Majored in Criminal Justice.

PERSONAL: Spent the 1985 season as a redshirt at Northwestern Mississippi Junior College before returning to South Carolina. Attended Tift County High in Tifton, Georgia, where he lettered in football.

HART'S NFL RECORD

Defensive

Club	G/S	Int	Tackles	Sacks	FF	FR
1988 Seattle	0/0	0	0	0.0	0	0
1989 Seattle	16/1	0	18	2.0	0	0
NFL TOTALS	16/1	0	18	2.0	0	0

Career Games Played/Started: 1988-0/0; 1989-16/1; Career-16/1.



66 ANDY HECK T


Height: 6-6
Weight: 291
College: Notre Dame
NFL Experience: 2nd Year
How Acquired: Draft (1st round 1989)
1989 Games Played/Started: 16/9
Career Games Played/Started: 16/9
Birthdate: 1/1/67
Birthplace: Fargo, ND
Residence: Bellevue, WA

1989: Played in all 16 games at left tackle. Started the first two games before playing as a reserve the next seven weeks. Returned to the starting lineup for the last seven weeks, although he started at Cincinnati at tight end before moving over to tackle. Was Seattle's first-round draft choice and the fifteenth player selected overall.

HONORS: 1989, First-team All-Rookie (*Pro Football Weekly*, *Football Digest*, *College and Pro Football Newsweekly*, *UPI*, *Pro Football Writers*).

COLLEGE: Four-year letterman who was converted from tight end in the spring prior to his senior season. Earned first-team All-America honors as selected by The Sporting News, Associated Press, United Press International and Football News. Team co-captain as a senior. Started every game as a junior at tight end. Caught 5 passes for 59 yards and one touchdown in 1987. In three seasons as a tight end, had 16 career receptions for 155 yards with 2 touchdowns. Selected to play in the Japan Bowl. Graduated with a degree in American Studies.

PERSONAL: Lettered in football, basketball, and track at W.T. Woodson High in Fairfax, VA. Father played football at North Dakota State. Andy and his wife, Jennifer, were married in July.



85 RON HELLER TE

Height: 6-3
Weight: 238
College: Oregon State
NFL Experience: 4th Year
How Acquired: Plan B (Atlanta 1990)
1989 Games Played/Started: 15/13
Career Games Played/Started: 44/27
Birthdate: 9/18/63
Birthplace: Grass Valley, CA
Residence: Santa Barbara, CA

1989: Signed as an unrestricted free agent on March 5, 1990. Played in 15 games, starting 13, with the Atlanta Falcons. Caught a career-high 33 passes for 324 yards and one touchdown. Set single-game bests with six receptions against Detroit and 57 yards against San Francisco, including a 28-yard touchdown.

CAREER: Originally signed as a free agent by the Dallas Cowboys after the 1986 draft; was waived and signed with the San Francisco 49ers. Spent the season on injured reserve with a preseason neck injury. Played in 29 games, with 14 starts over the next two seasons for the 49ers, catching 26 passes for an 11.7 average and three touchdowns. Member of the 49ers Super Bowl XXIII champions. Signed with Atlanta as an unrestricted free agent on March 14, 1989.

COLLEGE: Played nose guard and linebacker his first three years at Oregon State before switching to tight end as a senior. Caught 14 passes for 176 yards.

PERSONAL: Football, basketball and track letterman at Clark Fork High in Clark Fork, Idaho. Ron and his wife, Connie, were married in 1989.

HELLER'S NFL RECORD

Receiving

Club	G/S	Att	Yds	Avg	LG	TD
1987 San Francisco	13/6	12	165	13.8	39	3
1988 San Francisco	16/8	14	140	10.0	22	0
1989 Atlanta	15/13	33	324	9.8	30	1
NFL TOTALS	44/27	59	629	10.7	39	4



27 PATRICK HUNTER CB

Height: 5-11
Weight: 185
College: Nevada-Reno
NFL Experience: 5th Year
How Acquired: Draft (3rd round 1986)
1989 Games Played/Started: 16/14
Career Games Played/Started: 53/32
Birthdate: 10/24/64
Birthplace: San Francisco, CA
Residence: Concord, CA

1989: Played in all 16 games and started the last 14 at right cornerback. Credited with a career high 53 tackles, including 47 on de-

fense, according to unofficial press box statistics. Had seven against Denver and Washington and six at New England. Recorded five tackles, including a sack, at Cincinnati.

CAREER: Blocked a punt at New England in 1986 with 2:12 left which tied that game 31-31 in a 38-31 win. Recorded his first NFL interception versus Kansas City in his first start in 1987. Has 151 tackles, according to unofficial press box statistics, including a career best 53 in 1989. Also has two forced fumbles. Seattle's third-round 1986 draft choice.

COLLEGE: First-team Division I-AA All-America as selected by Associated Press. First-team All-Big Sky Conference as a sophomore and senior. Earned second-team all-conference honors as a junior. Finished his four-year career with 15 interceptions, including six as a senior. Had 174 career tackles, including 49 as a senior. Forced three fumbles and recovered four. Played both cornerback and safety. Returned 17 kickoffs for a 22.6 average with a long of 51 yards. Criminal Justice major.

PERSONAL: Attended South San Francisco High School in San Francisco, California, lettering in football, basketball, and track.

HUNTER'S NFL RECORD

Defensive

Club	G/S	Int	Tackles	Sacks	FF	FR
1986 Seattle	16/0	0	43	0.0	1	0
1987 Seattle	11/11	1	27	0.0	0	0
1988 Seattle	10/7	0	28	0.0	1	0
1989 Seattle	16/14	0	53	1.0	0	0
NFL TOTALS	53/32	1	151	1.0	2	0

Additional Statistics: Blocked Kicks, 1 Punt in 1986. Punt Returns, 1 for 0 yards in 1988. Fumbles, 1 in 1988.

Playoff Games Played/Started: 1987-1/1; 1988-1/0.



26 JAMES JEFFERSON CB

Height: 6-1

Weight: 195

College: Texas A&I

NFL Experience: 2nd Year

How Acquired: Free Agent (1989)

1989 Games Played/Started: 16/1

Career Games Played/Started: 16/1

Birthdate: 11/18/63

Birthplace: Portsmouth, VA

Residence: Kingsville, TX

1989: Played in all 16 games and started at left cornerback against Washington. Became only the second player in team history to return a kickoff for a touchdown with a 97-yarder on the opening kickoff in the first Kansas City game. It ranks as the longest play in team history. Finished the season ranked sixth in the AFC with a 23.2 yard average on 22 returns. Also averaged 7.3 on 12 punt returns. Credited with 25 tackles, according to unofficial press box statistics. Recovered a fumble against Phoenix. Signed with the Seahawks as a free agent on March 21, 1989.

CAREER: Originally signed with the Winnipeg Blue Bombers of the Canadian Football League as a free agent in 1986. Two-time All-CFL selection (1987 and 1988). Intercepted 13 passes, returning two for touchdowns. Returned 119 punts for a 9.6 yard average and three scores, and 32 kickoffs for a 24.5 yard average and one touchdown. Scored four touchdowns in one game against the Hamilton Tiger-Cats on October 4, 1987, two on interception laterals, one on a fumble return, and one on a punt return. Was the first player in CFL history to return two touchdowns for interceptions in the same game and not have intercepted the passes.

COLLEGE: Played his first two seasons as a running back before moving to cornerback. First-team All-Lone Star Conference as a senior. Majored in Communications.

PERSONAL: Lettered in football, basketball, and track at Kingsville High School in Kingsville, Texas. James and his wife, Annie, have a daughter, Ashley.

JEFFERSON'S NFL RECORD

Defensive

Club	G/S	Int	Tackles	Sacks	FF	FR
1989 Seattle	16/1	0	25	0.0	0	1
NFL TOTALS	16/1	0	25	0.0	0	1

Punt Returns

Club	G/S	No	FC	Yds	Avg	LG	TD
1989 Seattle	16/1	12	10	87	7.5	15	0
NFL TOTALS	16/1	12	10	87	7.5	15	0

Kickoff Returns

Club	G/S	No	Yds	Avg	LG	TD
1989 Seattle	16/1	22	511	23.2	97	1
NFL TOTALS	16/1	22	511	23.2	97	1



24 MELVIN JENKINS CB

Height: 5-10

Weight: 173

College: Cincinnati

NFL Experience: 4th Year

How Acquired: Free Agent (1987)

1989 Games Played/Started: 16/3

Career Games Played/Started: 44/20

Birthdate: 3/16/62

Birthplace: Jackson, MS

Residence: Redmond, WA

1989: Played in all 16 games. Started the first two games at right cornerback and the first Denver game at left cornerback. Credited with 50 tackles, including 46 on defense, according to unofficial press box statistics. Had nine tackles against Phoenix and seven against Washington. Recovered a fumble at New England and forced fumbles against Phoenix and at Kansas City.

CAREER: Signed with the Seahawks as a free agent in May, 1987, after three seasons with the Calgary Stampeders of the Canadian Football League. Of his 20 starts with Seattle, 11 have been at right cornerback and nine at left. Started eight games at each position in 1988 and had a career high 74 tackles, three interceptions, and four forced fumbles. Has 165 tackles, according to unofficial press box statistics. Picked off a pass and had 12 tackles in the 1987 AFC First-Round Playoff Game at Houston and had a fumble recovery at Cincinnati in the 1988 AFC Divisional playoffs. Had 11 interceptions in his CFL career, returning three for touchdowns, including a 112 yarder versus Winnipeg. Returned 49 punts for an 8.8 yard average and 21 kickoffs for a 20.1 yard mark.

COLLEGE: Played two seasons (1982 and 1983) at the University of Cincinnati after transferring from Hinds Junior College in Raymond, Mississippi.

PERSONAL: Attended Wingfield High School in Jackson, Mississippi, lettering in football, track, and soccer. Melvin and his wife, Alice, have a son, Melvin, Jr., and a daughter, Melantha. Has opened his own auto-detailing shop in Kirkland.

JENKINS' NFL RECORD

Interceptions

Club	G/S	No	Yds	Avg	LG	TD
1987 Seattle	12/1	3	46	15.3	34	0
1988 Seattle	16/16	3	41	13.7	21	0
1989 Seattle	16/3	0	0	0.0	0	0
NFL TOTALS	44/20	6	87	14.5	34	0

Defensive

Club	G/S	Int	Tackles	Sacks	FF	FR
1987 Seattle	12/1	3	41	0.0	0	0
1988 Seattle	16/16	3	74	0.0	4	1
1989 Seattle	16/3	0	50	0.0	2	1
NFL TOTALS	44/20	6	165	0.0	6	2

Playoff Games Played/Started: 1987-1/1; 1988-1/1.

SINGLE GAME HIGHS

Interceptions

Most Interceptions: 1, 6 Times (Last, vs. Cleveland 10/9/88)

Most Yards Returned: 34, vs. Denver 12/13/87

Longest Return: 34, vs. Denver 12/13/87

Most Touchdowns: None



9 NORM JOHNSON K

Height: 6-2

Weight: 198

College: UCLA

NFL Experience: 9th Year

How Acquired: Free Agent (1982)

1989 Games Played/Started: 16/0

Career Games Played/Started: 118/0

Birthdate: 5/31/60

Birthplace: Inglewood, CA

Residence: Woodinville, WA

1989: Played in all 16 games and led the Seahawks in scoring for the eighth consecutive season. Connected on 15-of-25 field goals and all 27 points after touchdown to total 72 points. Had three field goals in the first Kansas City and second Los Angeles Raiders games. All of his fields goals against the Chiefs came in the second quarter which equalled his own team record. His field goals made the difference in four wins, twice against San Diego, Buffalo, and the second Raiders game. Hit on 9-of-16 indoors (56.3%) and 6-of-9 (66.7%) outdoors. Had a team record streak of scoring in 63 straight games snapped against the Washington Redskins.

CAREER: Ranks as the Seahawks all-time leading scorer with 708 points on 136-of-196 field goals and 300-of-304 PATs. Also holds team records for field goals and attempts, PATs and attempts, and consecutive PATs (156 entering 1990). Has surpassed 100 points in four different seasons, one of only two players in team history (along with Efren Herrera) to have a 100-point season. Holds the single-season mark with 110 points in 1984, which ranked second in the AFC. Also finished second in the conference with 108 points in 1986, and totaled 105 in 1988, and 103 in 1983. Has hit 70.5 percent (136-of-196) of his field goal attempts while his 83.3% (20-of-24) in 1984 paced the AFC and set a team record. Has 11 games with three-or-more field goals, including three with four and two with five. Co-holds the mark for longest field goal, 54 yards, versus Dallas (1983) and San Diego (1986). Recorded the AFC's four longest field goals in 1986 and equalled two NFL marks with five field goals of 50 or more yards (in seven attempts) in a season and two in one game and has nine 50-or-more yard field goals in his career. Finished that season with team records for field goals attempted (35) and made (22). Also made 22 in 1988. Has hit 71.2% of his indoor attempts (84-of-118) and 66.7% (52-78) outdoors. The Seahawks have led the NFL twice in covering kickoffs in his career (1982 and 1983) and three times have paced the AFC. In 1982, Seattle allowed only 15.0 yards per return, the second-lowest figure in league history. Signed with the Seahawks as a free agent after the 1982 college draft.

HONORS: 1984, First-team All-NFL (*Pro Football Writers, AP, The Sporting News, Pro Football Weekly*); Second-team All-NFL (*NEA*); First-team All-AFC (*UPI, Pro Football Weekly*); Golden Toe Award (*Pro Football Weekly*); AFC Pro Bowl squad.

COLLEGE: Four-year letterman. Led UCLA in scoring as a senior with 76 points hitting 14-of-20 field goal attempts and all 34 extra point tries. He was seven-of-11 from 40 yards or more with a long of 49. As a junior, he made 10-of-14 field goal attempts and 32-of-33 extra points. Served as a kickoff man in his freshman and sophomore seasons. Business Economics major.

PERSONAL: Attended Pacifica High in Garden Grove, California, where he played tight end along with kicking. Also lettered in baseball and soccer. Father, Howard, played football and baseball at UCLA and UC Santa Barbara, and a brother, Mitch, also played at UCLA. Active with the Boy Scouts and Boys and Girls Clubs. Donated \$50.00, which was doubled by Security Pacific Bank, and supplemented by fans, to the Washington State Special Olympics for each successful field goal the last six seasons. Opened a pair of trading card stores, *All-Pro Sports Cards*, one in Washington and one in California, during the offseason. Norm, and his wife, Lori, have a son, Jordan.

JOHNSON'S NFL RECORD

Scoring

Club	G/S	PAT-Att	FG-Att	FG%	LG	Pts
1982 Seattle	9/0	13-14	10-14	71.4	48	43
1983 Seattle	16/0	49-50	18-25	72.0	54	103
1984 Seattle	16/0	*50-51*	20-24	83.3	50	110*
1985 Seattle	16/0	40-41	14-25	56.0	51	82
1986 Seattle	16/0	42-42	*22-35*	62.9	54	108
1987 Seattle	13/0	40-40	15-20	75.0	49	85
1988 Seattle	16/0	39-39	*22-28	78.6	47	105
1989 Seattle	16/0	27-27	15-25	60.0	50	72

NFL TOTALS 118/0 300-304 136-196 70.5 54 708

*Team Record

Field Goals

Club	G/S	1-19	20-29	30-39	40-49	50+	Total
1982 Seattle	9/0	0-0	3-4	5-6	2-3	0-1	10-14
1983 Seattle	16/0	1-1	4-4	4-7	8-10	1-3	18-25
1984 Seattle	16/0	0-0	9-10	4-4	6-7	1-3	20-24
1985 Seattle	16/0	0-0	5-5	7-9	1-8	1-3	14-25
1986 Seattle	16/0	0-0	6-8	8-9	3-11	5-7	22-35
1987 Seattle	13/0	0-0	7-7	4-7	4-5	0-1	15-20
1988 Seattle	16/0	1-1	4-4	7-9	10-14	0-0	22-28
1989 Seattle	16/0	1-1	6-7	3-4	4-8	1-5	15-25

NFL TOTALS 118/0 3-3 44-49 42-55 38-66 9-23 136-196

Percentages 100 89.8 76.4 57.6 39.1 69.4

Additional Statistics: Passing, 1 attempt, 1 completion for 27 yards in 1982.

Playoff Games Played/Started: 1983-3/0; 1984-2/0; 1987-1/0; 1988-1/0; Career-7/0.

SINGLE GAME HIGHS

Most FGs Attempted: *6, vs. Kansas City 9/20/87

Most FGs Made: *5, vs. Kansas City 9/20/87

*5, vs. L.A. Raiders 12/18/88

Longest FG Attempted: 55, vs. Cincinnati 11/16/86

Longest FG Made: *54, vs. Dallas 12/4/83

54, vs. San Diego 10/6/86

Most PATs Attempted: 7, vs. San Diego 9/15/85

Most PATs Made: 7, vs. San Diego 9/15/85

*Team Record

MONDAY NIGHT FOOTBALL

The Seahawks will appear once on ABC-TV's Monday Night Football schedule when they host the Cincinnati Bengals on October 1. Seattle has a 9-5 record in previous Monday night games.

JOHNSON'S PLAYOFF RECORD

Scoring

Club	G/S	PAT-Att	FG-Att	Pts
1983 Seattle	3/0	9-9	3-4	18
1984 Seattle	2/0	2-2	3-4	11
1987 Seattle	1/0	2-2	2-2	8
1988 Seattle	1/0	1-2	0-0	1
PLAYOFF TOTALS	7/0	14-15	8-10	38

Field Goals

Club	G/S	1-19	20-29	30-39	40-49	50+	Total
1983 Seattle	3/0	0-0	1-1	2-2	0-1	0-0	3-4
1984 Seattle	2/0	0-0	1-1	1-1	1-2	0-0	3-4
1987 Seattle	1/0	0-0	0-0	1-1	1-1	0-0	2-2
1988 Seattle	1/0	0-0	0-0	0-0	0-0	0-0	0-0
PLAYOFF TOTALS	7/0	0-0	2-2	4-4	2-4	0-0	8-10



30 JAMES JONES FB

Height: 6-3

Weight: 229

College: Florida

NFL Experience: 8th Year

How Acquired: Trade (Detroit 1989)

1989 Games Played/Started: 2/0

Career Games Played/Started: 87/84

Birthdate: 3/21/61

Birthplace: Pompano Beach, FL

Residence: Rochester Hills, MI

1989: Active for eight games and played in two after being acquired by the Seahawks from the Detroit Lions in exchange for cornerback Terry Taylor on August 31. Missed the last eight weeks of the season on injured reserve with a wrist injury suffered in the second San Diego game.

CAREER: Was the Lions first-round draft choice in 1983 and the 13th player chosen overall. Played in 85 of a possible 92 games with Detroit, starting 84. Finished first or second in rushing and receiving in each of his first five seasons in Detroit. Named the team's Offensive Most Valuable Player three straight years, 1984-86. Ranked fifth in Lions history with 3,452 rushing yards and his 960 attempts was fourth all-time. Rushed for a single-season high 903 yards in 1986 and had 886 in 1985. Had 23 rushing touchdowns, fifth in team history. Has four career 100-yard rushing games topped by a 174-yard effort, on a Detroit record-equalling 36 attempts, against Minnesota on September 7, 1986. Also crossed the century mark against Miami (114), San Francisco (114), and Green Bay (104). Tied a Lions record with three rushing touchdowns against Green Bay in 1983. Ranked fourth in Detroit history with 285 pass receptions, including a team record 77 in 1984. Caught 46 in 1983, second only to Roger Craig's 47 among rookies. Tied a team record with 12 receptions against Cleveland in 1986. Was one of three players in the NFL in 1986 to lead their team in both rushing and receiving.

COLLEGE: Entered college as a tight end and finished his four-year career as the school's fourth all-time leading rusher with 2,036 yards on 466 carries, a 4.3 yard average, and 17 touchdowns. Led the team in rushing for three consecutive seasons, 1980-82. Ranked third in career rushing attempts. All-Southeastern Conference choice in 1981 and 1982. Named the SEC's top blocking back in 1981. Caught 68 passes, including five for touchdowns in his career. Averaged 93.4 all-purpose yards per game in his career which is second in school history. Team captain as a junior and senior. Management major.

PERSONAL: Attended Ely High School in Pompano Beach, Florida. College teammate of fellow Seahawks fullback John L. Williams.

Served as the honorary chairman of the Detroit-area AT&T Celebrity Golf Tourney. James and his wife, Sheila, serve on the board of directors for the Ronald McDonald House of Detroit, and have a daughter, Jasmine.

JONES' NFL RECORD

Rushing

Club	G/S	Att	Yds	Avg	LG	TD
1983 Detroit	14/14	135	475	3.5	18	6
1984 Detroit	16/16	137	532	3.9	34	3
1985 Detroit	14/13	244	886	3.6	29	6
1986 Detroit	16/16	252	903	3.6	39	8
1987 Detroit	11/11	96	342	3.9	19	0
1988 Detroit	14/14	96	314	3.3	13	0
1989 Seattle	2/0	0	0	0.0	0	0
NFL TOTALS	87/84	960	3,452	3.6	39	23

Receiving

Club	G/S	No	Yds	Avg	LG	TD
1983 Detroit	14/14	46	467	10.2	46	1
1984 Detroit	16/16	77	662	8.6	39	5
1985 Detroit	14/13	45	334	7.4	36	3
1986 Detroit	16/16	54	334	6.2	21	1
1987 Detroit	11/11	34	262	7.7	35	0
1988 Detroit	14/14	29	259	8.9	40	0
1989 Seattle	2/0	1	8	8.0	8	0
NFL TOTALS	87/84	286	2,326	8.1	46	10

SINGLE GAME HIGHS

Rushing

Most Attempts: 36, vs. Miami 10/27/85
 36, vs. Minnesota 9/7/86
Most Yards: 174, vs. Minnesota 9/7/86
Longest Run: 39, vs. Minnesota 9/7/86
Most Touchdowns: 3, vs. Green Bay 10/9/83

Receiving

Most Receptions: 12, vs. Cleveland 9/28/86
Most Yards: 85, 2 Times (Last: vs. L.A. Raiders 12/10/84)
Longest Reception: 46, vs. Chicago 10/16/83
Most Touchdowns: 1, 10 Times (Last: vs. Cleveland 9/28/86)



81 TOMMY KANE WR

Height: 5-11
Weight: 176
College: Syracuse
NFL Experience: 3rd Year
How Acquired: Draft (3rd round 1988)
1989 Games Played/Started: 5/0
Career Games Played/Started: 14/0
Birthdate: 1/14/64
Birthplace: Montreal, Quebec, Canada
Residence: Kirkland, WA

1989: Played the first five games catching seven passes for 94 yards. Caught three passes in the first Kansas City game for 32 yards. Spent the last 11 weeks of the season on injured reserve with a knee injury.

CAREER: Has played in 14 games since being the Seahawks third-round draft choice in 1988. Caught six passes as a rookie before missing the last seven games on injured reserve. Totals 13 receptions for 126 yards, and no touchdowns.

COLLEGE: Caught 44 passes as a fourth-year junior in 1987 and set school records with 698 yards and 14 touchdowns. Led the nation in touchdown receptions. Averaged 22.0 yards per catch and 9.6 yards on 27 punt returns. His 17 career receiving touchdowns are a school record. Had a career high 193 yards on seven catches, in-

cluding a school record-equalling four touchdowns, against Colgate. Had five 100-yard receiving games in 1987. Caught 19 passes for 339 yards, a 17.8 average and three touchdowns in 1986, despite missing four games with a broken leg. Redshirted as a freshman in 1984. Has a degree in Retailing.

PERSONAL: Attended Dawson School in Montreal, Quebec, Canada, where he played both football and basketball. Was a midget all-star hockey selection where he was a teammate of Mario Lemieux (Pittsburgh Penguins). Played for the Montreal Junior Alouettes as a wide receiver. Led Dawson to the Canadian Junior College Championship in basketball as a point guard.

KANE'S NFL RECORD

Receiving

Club	G/S	No	Yds	Avg	LG	TD
1988 Seattle	9/0	6	32	5.3	9	0
1989 Seattle	5/0	7	94	13.4	20	0
NFL TOTALS	14/0	13	126	9.7	20	0



23 THOM KAUMEYER S

Height: 5-11

Weight: 187

College: Oregon

NFL Experience: 1st Year

How Acquired: Free Agent (1989)

1989 Games Played/Started: 1/0

Career Games Played/Started: 1/0

Birthdate: 3/17/67


Birthplace: San Diego, CA

Residence: Redmond, WA

1989: Spent the first 15 weeks of the season on the developmental squad before being activated for the season finale against the Washington Redskins. Originally drafted by the Los Angeles Rams on the sixth round and was released on the final cutdown on September 4. Signed to a developmental squad contract by the Seahawks on September 6.

COLLEGE: Two-year letterman starter after transferring from Palomar Junior College in San Diego. Second-team All-Pac-10 choice in 1988 after leading the team in tackles with 101. Had 14 tackles against both UCLA and Arizona State. Had 68 tackles as a junior after moving into the starting lineup in the second game of the year. Had three interceptions, including two as a junior. Played in both the Hula and Japan Bowl after his senior season. Majored in American Studies.

PERSONAL: First-team JC Gridwire All-America at Palomar Junior College. First defensive player to win the Joe Roth Award, which is given to the top JC player in the San Diego area. Was voted team Most Valuable Player as a freshman. Lettered in football at San Dieguito High in Encinitas, California.



15 JEFF KEMP QB

Height: 6-0

Weight: 201

College: Dartmouth

NFL Experience: 10th Year

How Acquired: Trade (SF 1987)

1989 Games Played/Started: 9/0

Career Games Played/Started: 67/22

Birthdate: 7/11/59

Birthplace: Santa Ana, CA

Residence: Redmond, WA

1989: Played in nine games, weeks two through 10, as the holder for Norm Johnson on placements.

CAREER: Acquired by the Seahawks from San Francisco in ex-

change for a fifth-round 1988 draft choice on May 19, 1987. Saw action in 13 games that season and started at Detroit. Completed 20-of-27 passes for 344 yards, four touchdowns and one interception versus the Lions. The 344 yards is the seventh-highest total in team history. Played in 11 games in 1988 and started against San Francisco. Originally signed with the Los Angeles Rams as a free agent after the 1981 college draft. Spent the first 10 weeks of that season on injured reserve after being released and re-signed prior to the first regular season game. Played in one game in 1981 and was active for seven in 1982, but did not see action. Played in 14 games, starting the last 13, in 1984 and posted career highs in attempts, completions, yards, and touchdowns, and took the Rams to the playoffs. Completed 11-of-15 passes for 109 yards with no touchdowns and no interceptions in a 16-13 loss to the New York Giants in the NFC Wild Card Game. Acquired by the 49ers from the Rams on May 26, 1986. Started weeks 2-7 for an injured Joe Montana and twice surpassed 300 yards in a single game with 359 yards (23-of-42) versus Minnesota and 332 (29-of-44) against New Orleans.

COLLEGE: Set five school passing records in four seasons including most career attempts (398), completions (198), and season attempts (216), completions (117), and yards (1,470). Threw 13 career touchdown passes. Also lettered in baseball. Graduated with a degree in Economics.

PERSONAL: Attended Winston Churchill High in Bethesda, Maryland, lettering in football and baseball. Father is former San Diego Chargers and Buffalo Bills quarterback Jack Kemp, currently the Secretary of Housing and Urban Development in the presidential administration of George Bush. Earned his MBA during the 1985 offseason from Pepperdine University School of Business. Active with Pro Athlete's Outreach, The Olive Crest Treatment Centers for Abused Children and the Seattle Mental Health Institute. Jeff, and his wife, Stacy, have three sons, Kyle, Kory, and Kolby.

KEMP'S NFL RECORD

Passing

Club	G/S	Att	Cmp	Yds	Pct	TD	Int	LG	Lost/Att
1981 L.A. Rams	1/0	6	2	25	33.3	0	1	19	2/13
1982 L.A. Rams	0/0	0	0	0	00.0	0	0	0	0/0
1983 L.A. Rams	4/0	25	12	135	48.0	1	1	21	2/12
1984 L.A. Rams	14/13	284	143	2021	50.4	13	7	63	24/190
1985 L.A. Rams	5/1	38	16	214	42.1	0	1	35	6/58
1986 San Fran.	10/6	200	119	1554	59.5	11	8	66	8/56
1987 Seattle	13/1	33	23	396	69.7	5	1	55	3/20
1988 Seattle	11/1	35	13	132	37.1	0	5	19	3/21
1989 Seattle	9/0	0	0	0	0.0	0	0	0	0/0

NFL TOTALS 67/22 621 328 4477 52.8 30 24 66 48/370

SINGLE GAME HIGHS

Passing

Most Attempts: 44, vs. New Orleans 9/21/86

Most Completions: 29, vs. New Orleans 9/21/86

Most Yards: 359, vs. Minnesota 10/12/86

Highest Percentage: 79.2, vs. L.A. Rams 9/14/86 (19-of-24)

Most Touchdowns: 4, vs. Detroit 10/18/87

Most Interceptions: 3, vs. San Francisco 9/25/88

Longest Completion: 66, to Jerry Rice, vs. L.A. Rams 9/14/86 (TD)

HIGHLIGHT VIDEO

The Seahawks 1989 highlight video, "Northwest Passage", is available to groups through the Seattle Seahawks Public Relations Office. Any group wishing to view the video should contact Charlotte Kores at the Seahawks headquarters, 11220 N.E. 53rd St., Kirkland, WA 98033 or call (206) 827-9777. "Northwest Passage" is available in VHS format only.



58 JAMIE KIMMEL LB

Height: 6-3

Weight: 235

College: Syracuse

NFL Experience: 3rd Year

How Acquired: Free Agent (1990)

1989 Games Played/Started: 0/0

Career Games Played/Started: 13/0

Birthdate: 3/28/62

Birthplace: Johnson City, NY

Residence: Binghamton, NY

1989: Signed by the Seahawks as a free agent on April 11, 1990. Did not play football in 1989.

CAREER: Originally the fourth-round draft choice of the Los Angeles Raiders in 1985. Missed that season and the 1988 campaign on injured reserve. Played in 16 games, primarily on special teams, in 1986, and 15 in 1987. Has been used as a deep snapper on punts.

COLLEGE: Four-year letterman. Team co-captain as a senior. Credited with 69 total tackles, eight-and-a-half sacks, and one blocked punt as a senior. Finished his career with 208 tackles and had 19-and-a-half quarterback sacks in his last two seasons. Also wrestled. Played in the Senior Bowl. Majored in Psychology.

PERSONAL: Lettered in football, basketball, and wrestling at Susquehanna Valley High in Conklin, New York. One brother played at Colgate and another at Syracuse.



17 DAVE KRIEG QB

Height: 6-1

Weight: 196

College: Milton

NFL Experience: 11th Year

How Acquired: Free Agent (1980)

1989 Games Played/Started: 15/14

Career Games Played/Started: 103/94

Birthdate: 10/20/58

Birthplace: Iola, WI

Residence: Kirkland, WA

1989: Played in 15 games, starting 14. Did not play at New York against the Giants and played the second half only the next week at Denver. Broke his own single-season record for completions with 286 and became the franchise's all-time leader in passing yardage with 20,858, surpassing Jim Zorn's record of 20,122, at Cincinnati. Equalled two other Zorn marks with his ninth 300-yard game and third 3,000-yard season. Returned to the starting lineup to lead Seattle to three straight wins, throwing for 826 yards with six touchdowns and three interceptions. Had three touchdown passes at Cincinnati and threw two the next week against the Los Angeles Raiders. Also threw three touchdowns against Phoenix and the New England Patriots on weeks two and three. Had a season-high 311 yards, including the game-winning 21-yard touchdown pass with 40 seconds left, in the second San Diego game. Played in his third AFC-NFC Pro Bowl after the season.

CAREER: Enters the 1990 season as the National Football League's fourth-ranked quarterback of all-time based on a minimum of 1,500 career attempts. His 83.7 rating ranks behind Joe Montana (94.0), Dan Marino (89.3), and Boomer Esiason (87.3). Has finished second in the AFC in quarterback rating three times, with a team record 95.0 in 1983, 91.0 in 1986 and 94.6 in 1988. Holds team records for completions (1,644), yards (20,858), and touchdowns (169). Threw his 100th touchdown pass in his 65th game, only two other quarterbacks in NFL history, Marino (44) and Johnny Unitas (53), did it quicker. Has thrown more touchdown passes in his last seven seasons, 160, than any other NFL quarterback, except Marino (220)

and Montana (164). Finished second to Marino with a club record 32 in 1984, the seventh-highest figure in league history. Has 20 or more in five-of-the-last-six seasons, missing only in an injury-shortened 1988. Has three games with five, four with four, 17 with three, and 28 with two. Had the league's second-longest streak with at least one touchdown pass, 28 games, 1983-85, trailing Johnny Unitas' 47 from 1956-60. Marino passed it with a 29-game streak in 1987. Holds the team record with 3,671 passing yards in 1984. Has four games with over 400 yards passing and has a record-equalling nine games with over 300. Passed for a club record 418 yards at Denver in 1983. Set the team single-season completion record in 1987 at 60.5 (178-of-294) and for a single-game 86.4% (19-of-22) against Denver in 1988. Has added 916 yards and 10 touchdowns rushing. Took over as the starter nine games into the 1983 season after not seeing action the first seven games. Came off the bench trailing 24-0 versus Pittsburgh at halftime and completed 13-of-20 passes for 214 yards and a pair of scores in a 27-21 loss, earning the start the next week. Has compiled a 55-35 regular season record. Returned from a shoulder injury in 1988 to lead Seattle to their first-ever AFC Western Division title. Had a rating of 106.7 completing 96-of-158 passes for 1,325 yards, with 15 TDs and five interceptions in the last six weeks. Completed a team record 86.4% (19-of-22) of his passes in a 42-14 win over Denver, and threw for 410 yards and four touchdowns in a 43-37 win over the Raiders in Los Angeles to clinch the title. Signed with the Seahawks as a free agent after the 1980 draft. Became the starter with three games left in the 1981 season and completed 20-of-26, for 264 yards and two touchdowns in his first start, a 27-23 win over the New York Jets.

HONORS: 1984, AFC Pro Bowl squad; Second-team All-AFC (UPI). 1988, AFC Pro Bowl squad. 1989, AFC Pro Bowl Squad.

COLLEGE: Four-year starter at now defunct Milton College. Finished seventh among NAIA passers in 1979 by completing 134-of-242 passes for 1,818 yards with 17 touchdowns and 10 interceptions. Also ranked eighth in total offense with 1,867 yards. Named Player of the Year in the Illini-Badger Conference and Wisconsin Independent Collegiate Athletic Conference as both a junior and a senior. Lettered three years in baseball as a pitcher. Graduated as a Marketing Management major.

PERSONAL: Attended Everest High in Schofield, Wisconsin, where he lettered in football, basketball and baseball. Active with the Bellevue Boys and Girls Club, March of Dimes, United Way, Special Olympics, Muscular Dystrophy and United Cerebral Palsy. Traveled to Europe as a member of an NFL-USO tour to U.S. Military bases in 1986. Dave and his wife, Sue, have two boys, Matthew and Michael.

KRIEG VS. 1990 OPPONENTS

Regular Season

	G	Att	Comp	Yards	Pct.	LG	TD	Int	Lost/Att
Chicago	2	42	23	360	54.8	75	3	0	7/66
Cincinnati	4	102	66	770	64.7	60	7	3	10/81
Denver	17	504	287	3525	56.9	80	28	21	33/281
Detroit	1	38	17	294	71.1	51	5	1	1/13
Green Bay	3	55	33	440	60.0	31	2	6	10/60
Houston	2	48	29	344	60.4	40	2	1	6/46
Kansas City	13	382	201	2442	52.6	49	18	17	25/172
L.A. Raiders	14	347	203	2676	58.5	75	26	11	46/341
Miami	0	0	0	0	0.0	0	0	0	0/0
Minnesota	2	44	28	370	63.6	40	4	4	2/10
New England	6	163	81	1170	49.6	67	9	5	22/181
San Diego	9	280	175	2326	62.5	72	21	8	21/168

KRIEG'S NFL RECORD

Passing

Club	G/S	Att	Cmp	Yds	Pct	TD	Int	LG	Lost/Att
1980 Seattle	1/0	2	0	0	0.0	0	0	0	1/6
1981 Seattle	7/3	112	64	843	57.1	7	5	57	11/85
1982 Seattle	3/2	78	49	501	62.8	2	2	44	16/117
1983 Seattle	9/8	243	147	2139	60.5	18	11	50	38/279
1984 Seattle	16/16	480	276	*3671	57.5	*32	24	80	40/314
1985 Seattle	16/16	*532	285	3602	53.6	27	20	54	*52/448
1986 Seattle	15/14	375	225	2921	60.0	21	11	72	35/281
1987 Seattle	12/12	294	178	2131	*60.5	23	15	75	27/247
1988 Seattle	9/9	228	134	1741	58.8	18	8	75	12/92
1989 Seattle	15/14	499	*286	3309	57.3	21	20	60	37/289

NFL TOTALS 103/94 2843 1644 20858 57.8 169 116 80 269/2158

Rushing

Club	G/S	Att	Yds	Avg	LG	TD
1980 Seattle	1/0	0	0	0.0	0	0
1981 Seattle	7/3	11	56	5.1	29	1
1982 Seattle	3/2	6	-3	-0.5	4	0
1983 Seattle	9/8	16	55	3.3	9	2
1984 Seattle	16/16	46	186	4.0	37	3
1985 Seattle	16/16	35	121	3.5	17	1
1986 Seattle	15/14	35	122	3.5	19	1
1987 Seattle	12/12	36	155	4.2	17	2
1988 Seattle	9/9	24	64	2.7	17	0
1989 Seattle	15/14	40	160	4.0	18	0

NFL TOTALS 103/94 249 916 3.7 37 10

*Single-season Record

Additional Statistics: Pass Receiving, 1 for 11 yards in 1983.

SINGLE GAME HIGHS

Passing

Most Attempts: *51, vs. Atlanta 10/13/85

Most Completions: *33, vs. Atlanta 10/13/85

Most Yards: *418, vs. Denver 11/20/83

Highest Percentage: *86.4, vs. Denver 12/11/88 (19-of-22)

Longest Completion: 80, to Daryl Turner, vs. Denver 11/25/84 (TD)

Most Touchdowns: *5, 3 Times (Last: vs. L.A. Raiders 11/28/88)

Most Interceptions: 5, vs. Kansas City 12/9/84

Rushing

Most Attempts: 7, vs. Chicago 12/20/87

Most Yards: 61, vs. San Diego 9/9/84

Longest Run: 37, vs. San Diego 9/9/84

Most Touchdowns: 2, vs. San Diego 9/9/84

*Team Record

KRIEG'S PLAYOFF RECORD

Passing

Club	G/S	Att	Cmp	Yds	Pct	TD	Int	LG	Lost/Att
1983 Seattle	3/3	50	30	404	60.0	4	4	41	6/51
1984 Seattle	2/2	45	24	304	53.3	2	0	56	4/42
1987 Seattle	1/1	38	16	237	42.1	2	0	33	2/16
1988 Seattle	1/1	50	24	297	48.0	2	1	37	2/21

TOTALS 7/7 183 94 1242 51.4 10 5 56 14/130

Additional Statistics: Rushing, 7 carries for 4 yards, 6 long in 1983; 4 carries for 12 yards, 13 long in 1984; 1 carry for 1 yard and a touchdown in 1988; 12 carries for 17 yards, 1.4 average, 13 long, 1 touchdown, career.



70 RON MATTES T

Height: 6-6

Weight: 302

College: Virginia

NFL Experience: 5th Year

How Acquired: Draft (7th round 1985)

1989 Games Played/Started: 16/8

Career Games Played/Started: 60/52

Birthdate: 8/8/63

Birthplace: Shenandoah, PA

Residence: Redmond, WA

1989: Played in all 16 games, starting eight, weeks three through nine and 14, at left tackle. Will move to right tackle in 1990.

CAREER: Had started all 44 games of his career prior to 1989. Missed the 1985 season on injured reserve with a preseason back injury after being converted from a college defensive lineman.

COLLEGE: First-team All-Atlantic Coast Conference selection as a senior by the Atlantic Coast Sportswriters Association and Associated Press. Selected to play in the Senior Bowl. Played defensive tackle in college. Top tackler on the Virginia defensive line in 1984 with 68. Led the team in sacks with nine and also had a team-leading three fumble recoveries. Also forced a fumble and blocked a punt. Named the ACC's Defensive Lineman of the Week three times as a senior. Led the team in sacks as a junior with six. Graduated with a degree in Psychology.

PERSONAL: Attended North Schuylkill High, lettering in football, basketball, and track. Native of Ringtown, PA. Ron, and his wife, Susan, have a daughter, Nicole, and a son, R.J.

Career Games Played/Started: 1986-16/16; 1987-12/12; 1988-16/16; 1989-16/8; Career-60/52.

Career Playoff Games Played/Started: 1987-1/1; 1988-1/1.



40 CHRIS McLEMORE FB

Height: 6-1

Weight: 230

College: Arizona

NFL Experience: 3rd Year

How Acquired: Free Agent (1989)

1989 Games Played/Started: 0/0

Career Games Played/Started: 12/2

Birthdate: 12/31/63

Birthplace: Las Vegas, NV

Residence: Las Vegas, NV

1989: Signed as a free agent on March 20. Went to camp in 1989 with the Seahawks after signing as an unrestricted free agent on March 23, 1989.

CAREER: Drafted on the 11th round in 1987 by the Los Angeles Raiders and released during the preseason. Played in two games with the Indianapolis Colts before being waived. Returned to the Raiders with seven weeks left in the season. Played in three games, was inactive for three, and missed the season finale on injured reserve. Has rushed 17 times for 58 yards and caught two passes for nine yards, all with Indianapolis, in his career. Missed the first eight weeks of the 1988 season on injured reserve, played the next seven games, and missed the season finale on injured reserve. Did not have any rushing attempts or pass receptions.

COLLEGE: Played two seasons at Arizona after transferring from the University of Colorado. Rushed for 238 yards and three touchdowns as a senior. Member of the Big Eight All-Freshman Team at Colorado after establishing a school record for a running back with 39 receptions. Had a career-high 499 yards rushing and seven touchdowns as a sophomore, including 160 yards and three scores against Kansas.

PERSONAL: Lettered in football, basketball, and track at Valley High School in Las Vegas, Nevada.

McLEMORE'S NFL RECORD

Club	Rushing					
	G/S	Att	Yds	Avg	LG	TD
1987 Indianapolis	2/2	17	58	3.4	9	0
L.A. Raiders	3/0	0	0	0.0	0	0
1988 L.A. Raiders	7/0	0	0	0.0	0	0
1989	Did Not Play					
NFL TOTALS	12/2	17	58	3.4	9	0

Club	Receiving					
	G/S	No	Yds	Avg	LG	TD
1987 Indianapolis	2/2	2	9	4.5	5	0
L.A. Raiders	3/0	0	0	0.0	0	0
1988 L.A. Raiders	7/0	0	0	0.0	0	0
1989	Did Not Play					
NFL TOTALS	12/2	2	9	4.5	5	0



86 TRAVIS McNEAL TE

Height: 6-3
Weight: 248
College: Tennessee-Chattanooga
NFL Experience: 2nd Year
How Acquired: Draft (4th round 1989)
1989 Games Played/Started: 16/6
Career Games Played/Started: 16/6
Birthdate: 1/10/67
Birthplace: Birmingham, AL
Residence: Birmingham, AL

1989: Played in all 16 games, starting five-of-the-last-six, and caught nine passes for 147 yards. Had all of his receptions in five games, weeks 11 through 15, including a single-game high of three in the second Los Angeles Raiders game. His 48-yard reception against Buffalo is the longest by a tight end in team history.

COLLEGE: Selected to participate in the Blue-Gray Game, East-West Shrine Game, and the Senior Bowl. Earned Division I-AA All-America honors and All-Southern Conference honors as a senior. Second-team All-Southern Conference as a junior. Had 29 pass receptions for 397 yards, a 13.7 average and one touchdown in 1988. Finished his career with 90 catches for 1,266 yards, a 14.1 average and four touchdowns. Originally attended Tennessee-Chattanooga as a quarterback. Majored in Engineering Management.

PERSONAL: Attended West End High in Birmingham, Alabama, where he lettered in football and basketball.

McNEAL'S NFL RECORD

Club	Receiving					
	G/S	No	Yds	Avg	LG	TD
1989 Seattle	16/6	9	147	16.3	48	0
NFL TOTALS	16/6	9	147	16.3	48	0

TAKEAWAYS

Since 1983, the Seahawks led the NFL in total takeaways with 276 and in fumble recoveries with 127. The Seahawks rank second in interceptions with 149 and in turnover/takeaway ratio at a plus 50. San Francisco leads in interceptions with 153 and in +/- at a plus 72.



71 BRYAN MILLARD G

Height: 6-5
Weight: 282
College: Texas
NFL Experience: 7th Year
How Acquired: Free Agent (1984)
1989 Games Played/Started: 16/16
Career Games Played/Started: 89/67
Birthdate: 12/2/60
Birthplace: Sioux City, IA
Residence: Bellevue, WA

1989: Started all 16 games at right guard.

CAREER: Signed with the Seahawks as a free agent prior to the 1984 season after two years in the United States Football League. Took over as the starter at right guard in 1986. Started at three different offensive line positions in 1985, four games at left tackle, four at right guard and one at right tackle. Played the first 14 games of the 1984 season as a reserve and missed the last two games on injured reserve with a back injury. Earned first-team All-NFL honors after the 1987 and 1988 seasons, the only offensive lineman in team history so honored. Played 25 games in the 1983 and 1984 USFL seasons with the New Jersey Generals. Played seven games in 1983 and 18 games in 1984.


HONORS: 1987, *First-team All-NFL (NFL Films)*. 1988, *AFC Pro Bowl first alternate; First-team All-NFL (Sports Illustrated); Second-team All-AFC (UPI, College and Pro Football Newsweekly)*.

COLLEGE: A two-year starter and first-team All-Southwest Conference selection. Team co-captain as a senior. Played in the 1983 Hula Bowl, the 1982 Cotton Bowl, 1980 Bluebonnet Bowl, and 1979 Sun Bowl while a member of the Longhorns. Majored in Education.

PERSONAL: Lettered in football at Dumas High in Dumas, Texas. Has three sisters, including one who is a concert pianist. Bench presses over 560 pounds. Hobbies include playing country and western guitar, having performed in the Seattle area, and training cutting horses. Also has guest deejayed on a local C&W station. Hosted a bass tournament to benefit Easter Seals the past two offseasons. Bryan and his wife, Connie, have a daughter, Allissa LeShea.

Career Games Played/Started: 1984-14/0; 1985-16/9; 1986-16/16; 1987-12/12; 1988-15/14; 1989-16/16; Career-89/67.

Career Playoff Games Played/Started: 1984-IR; 1987-1/1; 1988-1/1.



91 DARRIN MILLER LB

Height: 6-2
Weight: 236
College: Tennessee
NFL Experience: 3rd Year
How Acquired: Free Agent (1988)
1989 Games Played/Started: 16/0
Career Games Played/Started: 32/0
Birthdate: 3/24/65
Birthplace: Altoona, PA
Residence: Manchester, TN

1989: Played in all 16 games as a reserve inside linebacker and special teams performer. Finished second on the team with 10 special teams tackles, according to unofficial press box statistics. Had two each in the second Kansas City and Los Angeles Raiders games.

CAREER: Has played in all 32 games since signing as a free agent in 1988. Recorded an interception at Cleveland. Has 30 tackles, including 21 on special teams, according to unofficial press box statistics, and a forced fumble.

COLLEGE: Four-year letterman and starter. Began his career in 1984 as the starting nose guard. Was moved to inside linebacker in 1985 and to outside linebacker in 1987. Finished his career with 266 tackles, seven sacks, 13 tackles for loss, and two interceptions. Had 94 tackles in 1985, 85 in 1986 and 54 tackles, four sacks, and an interception as a senior. His 96-yard interception return for a touchdown helped clinch a 23-22 win over the University of Iowa in the Kickoff Classic. Majored in Business.

PERSONAL: Attended Hunterdon Central High School in Flemington, New Jersey, lettering in football and track.

Career Playoff Games Played/Started: 1988-1/0.

MILLER'S NFL RECORD

Defensive

Club	G/S	Int	Tackles	Sacks	FF	FR
1988 Seattle	16/0	1	20	0.0	1	0
1989 Seattle	16/0	0	10	0.0	0	0
NFL TOTALS	32/0	1	30	0.0	1	0



72 JOE NASH DT

Height: 6-3

Weight: 269

College: Boston College

NFL Experience: 9th Year

How Acquired: Free Agent (1982)

1989 Games Played/Started: 16/16

Career Games Played/Started: 114/95

Birthdate: 10/11/60

Birthplace: Boston, MA

Residence: Natick, MA

1989: Started all 16 games at nose tackle. Set a career high with 92 tackles, a total bettered by only one defensive lineman in team history. Also set new single-game highs in tackles (12), sacks (2.5), and forced fumbles (2) at Cincinnati. Had nine tackles in the second Kansas City and Denver games and had at least five in 11 games. Finished second on the team with eight sacks and had four-and-a-half in three consecutive games. Blocked a team record three field goals, including one with 2:21 left at San Diego to preserve a 17-16 win.

CAREER: Has missed only one game in his career due to injury, that in 1988, breaking a streak of 85 consecutive games played. Ranks first in blocked kicks with nine and in blocked field goals with seven. Blocked three of the field goals in 1989 to set a one-season record. Ranks ninth all-time, and second among defensive linemen, with 495 tackles. Had a career-high 92 in 1989. Ranks third in sacks with 38, had a single-season high nine in 1985, and totals five games with at least two. Recovered a pair of fumbles versus Cleveland in 1984 to tie a team record and scored his only career touchdown with an end zone fumble recovery against Chicago, also in 1984.

HONORS: 1984, First-team All-NFL (AP, NFL Films, College and Pro Football Newsweekly, Pro Football Weekly); Second-team All-NFL (NEA); All-AFC (Pro Football Weekly, UPI); Gino Cappelletti Award by the New England 1776 Club (NFL player who has achieved the most after entering the league with the least fanfare); AFC Pro Bowl starter. 1985, Second-team All-NFL (NEA); AFC Pro Bowl first alternate.

COLLEGE: Four-year letterman. Second-team All-New England selection as a senior. Had 88 tackles, one fumble recovery and five sacks in 1981. Sociology major.

PERSONAL: Attended Boston College High, where he lettered in football and track. Joe, his wife, Nancy, daughter, Alissa, and son Robbie, spent the offseason in Natick, Massachusetts, where Joe works with the Robert Marcus Real Estate Company.


NASH'S NFL RECORD

Defensive

Club	G/S	Int	Tackles	Sacks	FF	FR
1982 Seattle	7/1	0	31	1.0	0	0
1983 Seattle	16/8	0	42	3.0	2	0
1984 Seattle	16/16	0	82	7.0	2	3
1985 Seattle	16/16	0	87	9.0	2	0
1986 Seattle	16/11	0	51	5.0	1	2
1987 Seattle	12/12	0	44	3.5	1	0
1988 Seattle	15/15	0	66	2.0	1	1
1989 Seattle	16/16	0	92	8.0	3	0
NFL TOTALS	114/95	0	495	38.5	12	6

Additional Statistics: Scoring, 1 FR-TD in 1984. **Blocked Kicks,** 2 FGs in 1984; 1 FG in 1985; 1 PAT in 1985; 1 PAT in 1987; 1 FG in 1988; 3 FGs in 1989; 9, career: 7 FGs, 2 PATs.

Playoff Games Played/Started: 1983-3/3; 1984-2/2; 1987-1/1; 1988-1/1; Career-7/7.



97 RUFUS PORTER LB

Height: 6-1

Weight: 231

College: Southern

NFL Experience: 3rd Year

How Acquired: Free Agent (1988)

1989 Games Played/Started: 16/3

Career Games Played/Started: 32/3

Birthdate: 5/18/65

Birthplace: Amite, LA

Residence: Baton Rouge, LA

1989: Played in all 16 games and started three-of-the-first-four at left outside linebacker. Earned his second consecutive trip to the Pro Bowl as the AFC's top special teams player and added a new dimension: designated pass rusher. First-team All-NFL pick by *Sports Illustrated* as a designated pass rusher. Led the team in sacks (10.5), forced fumbles (4), special teams tackles (13), tackles inside the 20 on kickoff coverage (4), and special teams forced fumbles (1), according to unofficial press box statistics. Began the season as the starter, but was replaced after four games so he could concentrate on pass-rushing and special teams duties. Collected three sacks, two forced fumbles, and drew a key holding penalty, along with two special teams tackles, in a 17-16 win at San Diego. Came back the next week against Denver to collect two sacks. Had one sack in each of the next two games before recording two against Cleveland. In all had nine sacks and three forced fumbles in five consecutive games, weeks six through ten. Ranked tied for fifth in the AFC in sacks. Constantly double-teamed on special teams, but recorded four games with two tackles. Had a season-high nine total tackles at San Diego, including two on special teams, and eight at New England, including two on special teams and a forced fumble. Registered six tackles and downed a punt inside the five against Phoenix.

CAREER: Has played in all 32 games since signing as a free agent in 1988. Has gone to the Pro Bowl in each of his two seasons as the AFC's top special teams player. Has led Seattle the last two years with 16 and 13 special teams tackles, respectively. Had four in his first NFL game, at Denver, earning a game ball. Has eight tackles inside the opposition's 20 and a forced fumble. Is credited with 62 total tackles, 10.5 sacks, and six forced fumbles, according to unofficial press box statistics.

HONORS: 1988, AFC Pro Bowl squad; First-team All-NFL (*College and Pro Football Newsweekly*); First-team All-Rookie (*Pro Football Weekly and College and Pro Football Newsweekly*). 1989, AFC Pro Bowl squad; First-team All-NFL (*Sports Illustrated, Pro Football*

Weekly); First-team All-AFC (Pro Football Weekly); Seattle Post-Intelligencer Sports Star of the Year nominee.

COLLEGE: Second-Team All-Southwestern Athletic Conference as both a junior and a senior. Totaled 104 tackles, five-and-a-half sacks, two fumble recoveries and two interceptions as a junior. Had 107 tackles and eight sacks as a senior. Finished career with 312 tackles, 18 sacks, four interceptions and two fumble recoveries. Physical Education major.

PERSONAL: Attended Capitol High in Baton Rouge, Louisiana, where he lettered in football, basketball and baseball.

PORTER'S NFL RECORD

Defensive

Club	G/S	Int	Tackles	Sacks	FF	FR
1988 Seattle	16/0	0	13	0.0	1	1
1989 Seattle	16/3	0	49	10.5	5	0
NFL TOTALS	32/3	0	62	10.5	6	1

Career Playoff Games Played/Started: 1988-1/0.



98 ELSTON RIDGLE DE

Height: 6-5

Weight: 270

College: Nevada-Reno

NFL Experience: 3rd Year

How Acquired: Free Agent (1989)

1989 Games Played/Started: 2/0

Career Games Played/Started: 6/2

Birthdate: 8/24/63

Birthplace: Westlake Village, CA

Residence: Palmdale, CA

1989: Signed as a free agent by the Seahawks on November 11 and played the next day against the Cleveland Browns. Also saw action two weeks later at Denver. Was inactive the last four weeks of the season. Active the first seven weeks of the season with the Buffalo Bills, playing against the Denver Broncos. Was on the inactive list for weeks one and three through seven, with the Bills before being released on October 26.

CAREER: Signed originally as a free agent by the Los Angeles Rams on June 6, 1986, and was waived on August 18. Signed as a free agent with the San Francisco 49ers in 1987 and played in three games, starting two. Was credited with nine tackles. Signed with the Buffalo Bills as a free agent on April 4, 1988, and spent that entire season on injured reserve with an ankle injury.


COLLEGE: Played three seasons, 1983-85, at Nevada-Reno after transferring from Northern Arizona University. First-team All-Big Sky selection as a senior. Credited with 105 career tackles and 12 sacks.

PERSONAL: Attended El Camino Real High School in Woodland Hills, California.

Career Games Played/Started: 1987-3/2; 1988-Injured Reserve; 1989-3/0; Career-6/2

SUNDAY NIGHT FOOTBALL

Seattle will appear twice on ESPN's Sunday Night Football series in 1990, as they travel to the San Diego Chargers on November 25, and host the Denver Broncos on December 23. The Seahawks are 3-0 on previous Sunday night games.



41 EUGENE ROBINSON S

Height: 6-0

Weight: 186

College: Colgate

NFL Experience: 6th Year

How Acquired: Free Agent (1985)

1989 Games Played/Started: 16/14

Career Games Played/Started: 76/58

Birthdate: 5/28/63

Birthplace: Hartford, CT

Residence: Redmond, WA

1989: Played in all 16 games and started the last 14 at free safety. Led the team in tackles for the second consecutive season with 102, according to unofficial press box statistics. Added five more on special teams. Had 10-or-more in four games, topped by 12 against Washington. Also led the team in interceptions with a career high five and had two forced fumbles.

CAREER: Has played in all 60 games since being signed as a free agent after the 1985 draft. Took over as the starter in 1986 and has finished no lower than third in tackles over the past four seasons. Finished first in 1988 and 1989 with 114 and 102, respectively, according to unofficial press box statistics. Is the only defensive back to lead the team in tackles two consecutive seasons and was the first defensive back since Dave Brown in 1976 to lead in tackles. Has 11 games with 10-or-more tackles, topped by a 15-tackle outing at New England in 1988. Totals 418 career tackles, according to unofficial press box statistics. Ranks sixth with 14 career interceptions including two at Chicago in 1987. Returned a blocked punt eight yards for his only touchdown versus Green Bay in 1987. Served as a defensive co-captain, along with Jacob Green, in 1988.

COLLEGE: Three-year letterman and two-year starter. Registered 52 tackles and two interceptions as a senior. Had 34 tackles and one interception in both his junior and sophomore seasons. Graduated with a degree in Computer Science.

PERSONAL: Attended Weaver High in Hartford, Connecticut, lettering in football and wrestling. Eugene and his wife, Gia, have a daughter, Brittany, and a son, Brandon. Eugene has worked for TECON, a Redmond-based computer research and development company during the offseason.

ROBINSON'S NFL RECORD

Interceptions

Club	G/S	No	Yds	Avg	LG	TD
1985 Seattle	16/0	2	47	23.5	47	0
1986 Seattle	16/16	3	39	13.0	25	0
1987 Seattle	12/12	3	75	25.0	44	0
1988 Seattle	16/16	1	0	0.0	0	0
1989 Seattle	16/14	5	24	4.8	20	0
NFL TOTALS	76/58	14	185	13.2	47	0

Defensive

Club	G/S	Int	Tackles	Sacks	FF	FR
1985 Seattle	16/0	2	28	0.0	0	0
1986 Seattle	16/16	3	99	0.0	0	3
1987 Seattle	12/12	3	69	0.0	0	1
1988 Seattle	16/16	1	115	1.0	1	0
1989 Seattle	16/14	5	107	0.0	2	0
NFL TOTALS	76/58	14	418	1.0	3	4

Additional Statistics: Kickoff Returns, 1 for 10 yards in 1985. Scoring, 1 TD (blocked punt return) in 1987.



5 RUBEN RODRIGUEZ P

Height: 6-2

Weight: 217

College: Arizona

NFL Experience: 4th Year

How Acquired: Draft (5th round 1987)

1989 Games Played/Started: 16/0

Career Games Played/Started: 44/0

Birthdate: 3/3/65

Birthplace: Visalia, CA

Residence: Everett, WA

1989: Ranked tenth in the AFC in gross punting average and tied for ninth in net average. Punted 75 times for 39.9 gross and 32.9 net averages. Ranked fifth in the AFC and equalled his own single-season best with 17 punts downed inside the 20. Downed four punts inside the San Diego Chargers' 20 in the first meeting. Had his first punt of the season blocked, breaking a franchise string of 612 punts without a block. Completed a pass for four yards at Philadelphia.

CAREER: Ranks first all-time with a 40.28 yard gross average on 192 punts. Had a Seattle-record 36.8 net punting average in 1988 as the Seahawks led the NFL by allowing only 5.6 yards per punt return. Finished second in the NFL in net punting. His 40.83 gross average was the second highest for a single season in team history and his 47.55 gross average on nine punts at Denver set a single-game record. His 68-yarder in that game is a team record and his 63-yarder in the second Los Angeles Raiders game in 1987 is second. Has downed 48 punts inside the 20 in his career. Finished second in the AFC with 17 punts downed inside the opponents' 20 yard line in 1987. Has two games (Buffalo in 1988 and San Diego in 1989) with four inside the 20 and 13 with two or more.

COLLEGE: Second-team All-Pac-10 as a senior when he averaged 39.3 on 48 punts. Averaged 40.4 on 59 punts as a junior. In his two seasons as Arizona's punter, he had 44 punts downed inside the 20 and only four touchbacks. He had eight punts downed inside the eight-yard line as a senior. Sociology major.

PERSONAL: Originally attended the College of Sequoias as a quarterback back-punter, where he was also a pitcher on the baseball team. Averaged 44.5 on 116 punts in junior college. Lettered in football, baseball and wrestling at Woodlake High in Woodlake, California.

RODRIGUEZ'S NFL RECORD

Punting

Club	G/S	No	Yds	Avg	LG	TB	In20	Blk
1987 Seattle	12/0	47	1880	40.0	63	5	17	0
1988 Seattle	16/0	70	2858	40.8	68	4	14	0
1989 Seattle	16/0	75	2997	40.0	59	8	17	1
NFL TOTALS	44/0	192	7735	40.3	68	17	48	1

Additional Statistics: Rushing, 1 attempt, no yards, in 1987; 1 attempt, no yards, in 1988. Passing, 1 attempt for 4 yards in 1989.

SINGLE GAME HIGHS

Punting

Most Punts: 9, vs. Denver 9/4/88

Most Yards: 428, vs. Denver 9/4/88

Highest Average (Min 3 punts): *47.8, vs. Green Bay 11/15/87 (5-239)

Longest Punt: *68, vs. Denver 9/4/88

Most In 20: 4, 2 Times (Last: vs. San Diego 10/15/89)

Most Touchbacks: 3, vs. San Diego 10/29/89

*Team Record



83 JIM SANDUSKY WR

Height: 5-9
Weight: 180
College: San Diego State
NFL Experience: 1st Year
How Acquired: Free Agent (1989)
1989 Games Played/Started: 0/0
Career Games Played/Started: 0/0
Birthdate: 9/9/61
Birthplace: Othello, WA
Residence: Mill Creek, WA


1989: Missed the entire season on the physically unable to perform list after breaking his foot in May minicamp. Signed with the Seahawks as a free agent on March 10.

CAREER: Five-year veteran of the Canadian Football League. Played his first four seasons with the British Columbia Lions, 1984-87, after signing as a free agent. Acquired by the Edmonton Eskimos from the Lions on June 14, 1988. In five seasons caught 280 passes for 4,863 yards, a 17.4 average, and 30 touchdowns. Best season came in 1987 with 80 receptions for 1,437 yards, an 18.0 average, and 12 scores. Named both a first-team All-Western Conference All-Star and a first-team All-CFL selection. Returned 58 punts for an 8.5 average and one score, and nine kickoffs for a 13.9 yard average that season. Recorded three seasons with over 1,000 yards (1985, 1987-88) receiving and four (1985-88) with more than 50 receptions.

COLLEGE: Played one season (1981) at the University of Nevada-Las Vegas after transferring from junior college. Caught 68 passes for 1,346 yards, a 19.8 average, and six touchdowns. Set school records for receptions and yards. Redshirted in 1982 after transferring to San Diego State. Caught 69 passes for 1,171 yards, a 17.0 average, and six scores in 12 games for the Aztecs in 1983. Led the nation in punt return average with a 19.0 mark on 20 returns, including a touchdown. First-team All-Western Athletic Conference choice. Played in the Hula Bowl and the Japan Bowl after his senior season. Named Most Valuable Player of the Hula Bowl.

PERSONAL: Attended Walla Walla Community College in Walla Walla, Washington, after graduating from Othello High School in Othello, Washington. Jim, and his wife, Teri, have a son, Rocki.

CFL Statistics: Receiving, 1984, 27-406, 12.6 avg., 62 LG, 2 TDs; 1985, 58-1,073, 18.5 avg., 68 LG, 7 TDs; 1986, 60-858, 14.3 avg., 50 LG, 1 TD; 1987, 80-1,437, 18.0 avg., 75 LG, 12 TDs; 1988, 58-1,089, 19.8 avg., 59 LG, 8 TDs; **Career,** 280-4,863, 17.4 avg., 75 LG, 30 TDs. **Punt Returns,** 1984, 13-137, 10.5 avg., 42 LG, 0 TDs; 1985, 21-210, 10.0 avg., 33 LG, 0 TDs; 1986, 42-459, 10.9 avg., 62 LG, 0 TDs; 1987, 58-492, 8.5 avg., 55 LG, 1 TD; 1988, 9-81, 9.1 avg., 38 LG, 0 TDs; **Career,** 143-1,380, 9.7 avg., 62 LG, 1 TD. **Kickoff Returns,** 1985, 2-41, 20.5, 25 LG, 0 TDs; 1986, 1-23; 1987, 9-125, 13.9, 29 LG, 0 TDs; **Career,** 12-189, 15.8, 29 LG, 0 TDs.



82 PAUL SKANSI WR

Height: 5-11
Weight: 186
College: Washington
NFL Experience: 8th Year
How Acquired: Free Agent (1985)
1989 Games Played/Started: 16/1
Career Games Played/Started: 94/2
Birthdate: 1/11/61
Birthplace: Tacoma, WA
Residence: Mukilteo, WA

1989: Played in all 16 games and started at New York against the Giants. Set single season highs in receptions (39), yards (488), and touchdowns (5). Established single game highs with six receptions,

80 yards, and two touchdowns against Phoenix. His first reception against the Cardinals, a three-yard touchdown, was the 100th of his career. Bettered his single-game yardage high with 81 in the first Denver game, including a 24-yard touchdown reception. Converted 14-of-19 third down receptions into first downs and scored four touchdowns.

CAREER: Has set new single season highs in receptions in each of the last two seasons. Has been used primarily in four wide receiver sets and of his 132 Seattle receptions, 68 have come on third downs. Has converted 54 of those into first downs. Was 9-of-10 in 1985, 12-of-14 in 1986, 8-of-10 in 1987, 11-of-12 in 1988, and 14-of-19 in 1989. Ranks seventh in team history in receptions and is eighth in yards with 1,558. His first NFL touchdown provided the game-winning points against Atlanta in 1985. Originally drafted by the Pittsburgh Steelers on the fifth round in 1983. Released during the 1984 preseason by the Steelers and signed with the Seahawks for the last seven games of 1984. Was waived by the Seahawks on the cutdown to 45 players in 1985 and re-signed after four games.

COLLEGE: Four-year starter and finished his career as Washington's all-time leading receiver with 138 for 1,723 yards, a 12.5 average, and 15 touchdowns. Was the team's leading receiver in three-of-his-four seasons. Had 50 receptions in 1982, the second most in Washington history, and capped his senior season with 10 receptions for 87 yards in a 21-20 win over Maryland in the 1982 Aloha Bowl. Named Most Valuable Offensive Player as a freshman in a 1979 Sun Bowl win over Texas, 14-7. Caught five passes for 52 yards, including the game-winning touchdown. Played in four bowl games (Sun, two Rose, and Aloha) while at Washington. First-team All-Pac-10 as a senior and a team captain. Played in the East-West Shrine Game. Majored in Sociology and Elementary Education.

PERSONAL: Five-sport letter-winner in football, basketball, soccer, water polo and track at Peninsula High in Gig Harbor, Washington. His team won the state AA football title and he was named Player of the Day in the first Kingbowl, the Washington State High School Championships. Paul and his wife, Stephanie, live in Mukilteo.

SKANSI'S NFL RECORD

Receiving

Club	G/S	No	Yds	Avg	LG	TD
1983 Pittsburgh	15/0	3	39	13.0	21	0
1984 Seattle	7/0	7	85	12.1	27	0
1985 Seattle	12/0	21	269	12.8	32	1
1986 Seattle	16/0	22	271	12.3	30	0
1987 Seattle	12/0	19	207	10.9	25	1
1988 Seattle	16/1	24	238	9.9	21	1
1989 Seattle	16/1	39	488	12.5	26	5
NFL TOTALS	94/2	135	1597	11.8	32	8

Additional Statistics: Punt Returns, 43 for 363 yards, 8.4 avg., 57 LG, 9 fair catches, in 1983; 16 for 145 yards, 9.1 avg., 16 LG, 2 FC, in 1984; 31 for 312 yds., 10.1 avg., 32 LG, 7 FC, in 1985; 5 for 38 yds., 7.6 avg., 14 LG, 0 FC in 1986; 95 for 858 yds., 9.0 avg., 57 LG, 18 FC, no TDs, career. **Kickoff Returns,** 19 for 358 yds., 18.8 avg., 35 LG, in 1985; 1 for 21 yds., in 1986; 20 for 379, 18.9 avg., 35 LG, 0 TDs, career.

Playoff Games Played/Started: 1983-0/0; 1984-2/0; 1987-1/0; 1988-1/0; Career-4/0.

SKANSI'S PLAYOFF RECORD

Receiving

Club	G/S	No	Yds	Avg	LG	TD
1983 Pittsburgh	0/0	0	0	0.0	0	0
1984 Seattle	2/0	2	31	15.5	24	0
1987 Seattle	1/0	2	13	6.5	7	0
1988 Seattle	1/0	1	11	11.0	11	0
PLAYOFF TOTALS	4/0	5	55	11.0	24	0

SINGLE GAME HIGHS

Receiving

Most Receptions: 6, vs. Kansas City 12/1/85

6, vs. Phoenix 9/17/89

Most Yards: 81, vs. Denver 10/15/89

Longest Reception: 32, vs. New Orleans 11/10/85

Most Touchdowns: 2, vs. Phoenix 9/17/89


Punt Returns

Most Returns: 8, vs. Tampa Bay 10/30/83

Most Yards: 100, vs. Tampa Bay 10/30/83

Longest Return: 57, vs. Tampa Bay 10/30/83

Most Fair Catches: 2, 2 Times (Last: vs. Denver 12/20/85)



11 KELLY STOUFFER QB

Height: 6-3

Weight: 207

College: Colorado State

NFL Experience: 3rd Year

How Acquired: Trade (Phoenix 1988)

1989 Games Played/Started: 3/2

Career Games Played/Started: 11/8

Birthdate: 7/6/64

Birthplace: St. Cloud, NE

Residence: Redmond, WA

1989: Started at New York against the Giants and at Denver. Completed 16-of-29 passes for 155 yards and two interceptions. Played the first half the following week at Denver completing 11-of-24 for 107 yards. Also saw action at Philadelphia and was inactive weeks two through five.

CAREER: Has started eight games since being acquired by the Seahawks from the Phoenix Cardinals in exchange for a fifth-round 1988 draft choice and first and fifth-round 1989 draft choices. Started six games as a rookie after a shoulder injury to Dave Krieg. Led Seattle to a 3-3 record, including road wins against Atlanta and Cleveland. Set an NFL rookie record with 370 yards passing, the sixth-highest total in team history, against the New Orleans Saints completing 27-of-46 passes. Threw for 133 yards and a touchdown in one half against San Francisco in his first game.

COLLEGE: Started three years at Colorado State, 1984-86, after transferring. Finished his career as Colorado State's all-time leader in passing yardage (7,142), completing 577-of-1,016 passes (56.8%) with 36 touchdowns and 38 interceptions. Also ranks first in total offense with 6,680 net yards, and holds three-of-the-top-six single-season passing yardage performances. First-team All-Western Athletic Conference choice as a senior, completing 205-of-374 passes for 2,604 yards, seven TDs and 14 interceptions. Voted Player of the Game in East-West Shrine Game after his senior year completing 11-of-15 passes for 179 yards and two scores. Graduated with a degree in Biology.

PERSONAL: Attended Garden City Community College in Garden City, Kansas, and holds the National Junior College single-game record with 74 pass attempts in 1982. Lettered in football, basketball and track at Rushville High School in Rushville, Nebraska. Last name is pronounced STOFF-er. Kelly, and his wife, Barb, live in Redmond.

STOUFFER'S NFL RECORD

Passing

Club	G/S	Att	Cmp	Yds	Pct	TD	Int	LG	Lost/Att
1988 Seattle	8/6	173	98	1106	56.6	4	6	53	13/110
1989 Seattle	3/2	59	29	270	49.2	0	3	29	9/90
NFL TOTALS	11/8	232	127	1376	54.7	4	9	53	22/200

SINGLE GAME HIGHS

Passing

- Most Attempts:** 46, vs. New Orleans 10/16/88
- Most Completions:** 27, vs. New Orleans 10/16/88
- Most Yards:** 370, vs. New Orleans 10/16/88
- Highest Percentage:** 73.3, vs. San Francisco 9/25/88 (11-of-15)
- Longest Completion:** 53, to Brian Blades, vs. Atlanta 10/2/88
- Most Touchdowns:** 2, vs. San Diego 10/30/88
- Most Interceptions:** 3, vs. L.A. Rams 10/23/88



56 JOE TOFFLEMIRE C

Height: 6-2
Weight: 274
College: Arizona
NFL Experience: 2nd Year
How Acquired: Draft (2nd round 1989)
1989 Games Played/Started: 0/0
Career Games Played/Started: 0/0
Birthdate: 7/7/65
Birthplace: Los Angeles, CA
Residence: Issaquah, WA

1989: Active for all 16 games, but did not see any action. "Joe is the kind of player who will play well for 12 years in this league," said Seahawks head coach Chuck Knox after the season.

COLLEGE: Winner of the 1988 Morris Trophy as the top offensive lineman in the Pac-10, as selected by the conference's defensive linemen. Three-time first-team All-Pac-10 selection. Second-team All-Pac-10 as a freshman. Four-year starter. Second-team All-America as a senior as selected by College & Pro Football Newsweekly. Entered college as an outside linebacker but redshirted in 1984 and converted to center during spring practice. Graduated with a degree in Real Estate.

PERSONAL: Lettered in football and track at Post Falls High in Post Falls, Idaho. Younger brother, Paul, is an offensive lineman at Arizona. Joe, and his wife, Michelle, were married this offseason.



87 ROBERT TYLER TE

Height: 6-5
Weight: 259
College: South Carolina State
NFL Experience: 2nd Year
How Acquired: Draft (8th round 1988)
1989 Games Played/Started: 9/9
Career Games Played/Started: 9/9
Birthdate: 10/12/65
Birthplace: Savannah, GA
Residence: Salley, SC

1989: Started the first nine games before injuring an ankle at Kansas City. Missed the last seven games on injured reserve. Had three receptions for 61 yards, including a 27-yarder, at Philadelphia in his first game. Also caught three at Los Angeles against the Raiders.

CAREER: Originally drafted by the Seahawks on the eighth round in 1989. Missed that entire season on injured reserve with a calf injury.

COLLEGE: Three-year starter and four-year letterman. Selected to play in the Freedom Bowl following his senior season. Had 76 catches for 1,272 yards and a 16.7 average and six touchdowns during his career. Caught 18 passes for 308 yards, a 17.1 average and three touchdowns as a senior. Earned second-team All-Mid-Eastern Athletic Conference honors in 1987. Mechanical Engineering major.

PERSONAL: Attended Wagener-Salley High in Wagener, South Carolina, lettering in football, basketball and baseball.

TYLER'S NFL RECORD

Receiving

Club	G/S	No	Yds	Avg	LG	TD
1988 Seattle			Injured Reserve			
1989 Seattle	9/9	14	148	10.6	27	0
NFL TOTALS	9/9	14	148	10.6	27	0



74 WARREN WHEAT G

Height: 6-6

Weight: 274

College: Brigham Young

NFL Experience: 1st Year

How Acquired: Waivers (L.A. Rams 1989)

1989 Games Played/Started: 2/0

Career Games Played/Started: 2/0

Birthdate: 5/13/67

Birthplace: Phoenix, AZ

Residence: Phoenix, AZ

1989: Claimed on waivers by the Seahawks from the Los Angeles Rams on September 5, following the cutdown to 47 players. Played in four preseason games with the Rams after being their eighth-round draft choice. Played in two games as a reserve with Seattle and missed the last 14 weeks of the season on injured reserve after suffering a knee injury during practice.

COLLEGE: Three-year letterman and two-year starter at both guard and tackle. Second-team All-Western Athletic Conference at guard as selected by the media as a senior after starting at tackle as a junior. Lettered in baseball as a first baseman and was a .361 hitter in 1988. Majored in Business.

PERSONAL: Attended Camelback High School in Phoenix, Arizona, where he lettered in football, basketball, and baseball.



4 DOKIE WILLIAMS WR

Height: 5-11

Weight: 180

College: UCLA

NFL Experience: 6th Year

How Acquired: Free Agent (1990)

1989 Games Played/Started: 0/0

Career Games Played/Started: 74/37

Birthdate: 8/25/60

Birthplace: Oceanside, CA

Residence: San Diego, CA

1990: Signed by the Seahawks as a free agent on April 23.

CAREER: Originally drafted on the third round by the Los Angeles Raiders in 1983. Played 74 games, starting 37, with the Raiders over the next five seasons. Caught 148 passes for 2,866 yards, a 19.4 average, and 25 touchdowns. Also returned 44 kickoffs for a 21.6 yard average. Had 48 receptions for 925 yards and five touchdowns in 1985 and 43 for 843 yards and eight scores in 1986. Traded to the San Francisco 49ers on April 24, 1988, and waived by the 49ers on August 26. Went to camp in 1989 with the San Diego Chargers after signing as a free agent on May 17. Was waived by the Chargers on the cutdown to 47 players on September 5.

COLLEGE: Football and track letterman. Averaged 25.0 yards on each of his 16 career receptions. Had five touchdowns. Went to the 1980 Olympic Trials as a triple jumper.


PERSONAL: Attended El Camino High School in Oceanside, California, lettering in football and track. Team won California Interscholastic Federation football championship and state track championship.

WILLIAMS' NFL RECORD

Receiving

Club	G/S	No	Yds	Avg	LG	TD
1983 L.A. Raiders	16/0	14	259	18.5	50	3
1984 L.A. Raiders	16/1	22	509	23.7	75	4
1985 L.A. Raiders	16/16	48	925	19.3	55	5
1986 L.A. Raiders	15/15	43	843	19.6	53	8
1987 L.A. Raiders	11/5	21	330	15.7	33	5
1988			Did Not Play			
1989			Did Not Play			
NFL TOTALS	74/37	148	2866	19.3	75	25

Additional Statistics: Kickoff Returns, 5 for 88 yards, 19 long, in 1983; 24 for 621 yards, 62 long, in 1984; 1 for 19 yards in 1985; 44 for 949 yards, 21.6 avg., 62 long, career.



32 JOHN L. WILLIAMS FB

Height: 5-11

Weight: 226

College: Florida

NFL Experience: 5th Year

How Acquired: Draft (1st round 1986)

1989 Games Played/Started: 15/15

Career Games Played/Started: 59/57

Birthdate: 11/23/64

Birthplace: Palatka, FL

Residence: Palatka, FL

1989: Established a new single-season record for a running back with 76 receptions, 657 yards, and six touchdowns. Broke his own marks for receptions and yards set in 1988. Led all NFL backs in receptions and finished second in yards. First running back in team history to lead in receiving touchdowns. Set personal highs with 12 receptions and 129 yards in a 23-17 win over the Los Angeles Raiders. Caught the game-winning 51-yard touchdown pass against Buffalo. Had at least five receptions in 10-of-15 games. Caught 30 passes in last four December games for 320 yards and two scores, earning AFC Offensive Player of the Month honors. Rushed for 499 yards and one score. Did not play at Denver.

CAREER: Has caught more passes (172) over the last three seasons than any other NFL running back except San Francisco's Roger Craig (191). Ranks as the Seahawks fourth all-time leading receiver with 205. Established new one-season records for receptions and receiving yards by a running back in each of the past two seasons. Has three 100-yard receiving games, one in each of the last three seasons, and four 100-yard rushing games. Was the only player in the NFL to record both a 100-yard rushing game and a 100-yard receiving game in 1987 and 1988 and is the only player in team history to have both a 100-yard rushing game and a 100-yard receiving game in the same season. Of his four 100-yard rushing games, three came in 1988. Finished second in the AFC in total yards from scrimmage that year with 1,528. Accounted for 239 yards, including 180 receiving, at Los Angeles against the Raiders. His receiving yardage was the most by a back in the NFL in 1988 (fourth among all players) and ranks second in team history. Has a pair of 75-yard touchdown receptions, at Chicago in 1987 and against the Raiders in 1988. Recorded Seattle's longest rushing and receiving play in 1988 with a 44-yard touchdown run against Houston and a 75-yard pass reception score in the second Raiders game. Top rushing performance was a 112-yarder against Kansas City in 1987, which included a career-best 48-yard run. Was the only rookie running back to start all 16 games in 1986 and was the youngest offensive starter in the NFL. Ranked as the leading rookie rusher in the AFC with 538 yards. Had the second-most receptions (33) of any rookie back. Ranks as Seattle's third all-time leading rusher with 2,414 yards on 577 carries, and is fourth in receiving touchdowns. Handled the ball 782 times in his career and has fumbled only five times. Equalled the

third-best postseason receiving performance in NFL history with 11 receptions for 137 yards and a touchdown at Cincinnati in the 1988 AFC Divisional Playoff Game. Selected with the fifteenth pick on the first round in 1986.

HONORS: 1986, *First-team All-Rookie (Pro Football Writers)*. 1988, *Marcus Nalley Trophy (Seahawks' MVP as voted by teammates)*; *Seattle Post-Intelligencer Sports Star of the Year*.

COLLEGE: Finished his career as Florida's third all-time leading rusher with 2,409 yards. Was third on the all-purpose yardage list with 3,444 and in rushing attempts with 468. First player in school history to total 2,000 yards rushing and over 800 yards receiving. Was the all-time leading receiver among running backs with 92 receptions for 863 yards and seven touchdowns. Rushed for 659 yards and caught 44 passes as a senior. Had a career high 793 yards rushing as a junior. Selected to play in the Blue-Gray Classic and Senior Bowl. Had a career high 12 catches for 103 yards against Georgia as a senior. Rushed for 153 yards against Virginia Tech, including 140 in the second half. Second-team All-Southeastern Conference pick by Associated Press as a junior. Had a career high 179 yards, including an 86-yard touchdown run against West Texas State as a freshman. Totaled seven 100-yard rushing games in his career. Management major.

PERSONAL: Attended Palatka High in Palatka, Florida, where he was a Scholastic Coach, Parade Magazine and Carnation All-America selection. Lettered in football, basketball, and track. Teammate of fellow Seahawks fullback James Jones in college.

WILLIAMS' NFL RECORD

Rushing

Club	G/S	Att	Yds	Avg	LG	TD
1986 Seattle	16/16	129	538	4.2	36	0
1987 Seattle	12/10	113	500	4.4	48	1
1988 Seattle	16/16	189	877	4.6	44	4
1989 Seattle	15/15	146	499	3.4	21	1
NFL TOTALS	59/57	577	2414	4.2	48	6

Receiving

Club	G/S	No	Yds	Avg	LG	TD
1986 Seattle	16/16	33	219	6.6	23	0
1987 Seattle	12/10	38	420	11.1	75	3
1988 Seattle	16/16	58	651	11.2	75	3
1989 Seattle	15/15	76	657	8.6	51	6
NFL TOTALS	59/57	205	1947	9.5	75	12

SINGLE GAME HIGHS

Rushing

Most Attempts: 20, vs. Denver 12/11/88

Most Yards: 112, vs. Kansas City 9/20/87

Longest Run: 48, vs. Kansas City 9/20/87

Most Touchdowns: 3, vs. Atlanta 10/2/88

Receiving

Most Receptions: 12, vs. L.A. Raiders 12/17/89

Most Yards: 180, vs. L.A. Raiders 12/18/88

Longest Reception: 75, vs. Chicago 12/13/87 (TD)

75, vs. L.A. Raiders 12/18/88 (TD)

Most Touchdowns: 1, 12 Times (Last: vs. L.A. Raiders 12/17/89)

TWIN 70'S

For the first time in their history, the Seahawks had two receivers with at least 70 receptions in the same season, Brian Blades with 77 and John L. Williams with 76. Both just missed Steve Largent's team record of 79 set in 1985.

WILLIAMS VS. 1989 OPPONENTS

Regular Season

	G	Att	Rushing				Receiving				
			Yds	Avg	LG	TD	No	Yds	Avg	LG	TD
Chicago	1	5	26	5.2	1	0	8	117	14.6	75	1
Cincinnati	2	19	105	5.5	24	0	10	67	6.7	14	0
Denver	7	86	401	4.7	36	1	29	259	8.9	30	1
Detroit	0	0	0	0.0	0	0	0	0	0.0	0	0
Green Bay	1	13	57	4.0	12	0	0	0	0.0	0	0
Houston	1	13	102	7.8	44	1	2	10	5.0	5	0
Kansas City	8	75	348	4.6	48	1	21	185	8.8	16	0
L.A. Raiders	7	82	307	3.7	24	0	34	419	12.3	75	3
Miami	0	0	0	0.0	0	0	0	0	0.0	0	0
Minnesota	1	10	30	3.0	5	0	3	34	11.3	13	0
New England	3	36	130	3.6	17	0	11	111	10.1	25	1
San Diego	7	80	331	4.1	17	0	28	264	9.4	30	3



57 TONY WOODS DE

Height: 6-4

Weight: 264

College: Pittsburgh

NFL Experience: 4th Year

How Acquired: Draft (1st round 1987)

1989 Games Played/Started: 16/12

Career Games Played/Started: 44/35

Birthdate: 9/11/65

Birthplace: Newark, NJ

Residence: Kirkland, WA

1989: Played in all 16 games, starting the last 12 at left outside linebacker. Also used as a down end in pass rush situations. Credited with 60 tackles, according to unofficial press box statistics, and three sacks. Had nine tackles in the first Kansas City game. Will move to right defensive end in 1990 in the Seahawks' 4-3 defense.

CAREER: Has played in 44 games, with 35 starts, since being the Seahawks first-round draft choice in 1987. Was the eighteenth player chosen. Has 188 tackles, according to unofficial press box statistics, and eight sacks. Had his single-game high of 12 tackles in his first start, against the New York Jets in 1987. Recorded a career-high 82 tackles and five sacks in 1988. Has started both at left (17 games) and right (18) outside linebacker during his career.

COLLEGE: First-team All-America selection by the Football Writers Association, The Sporting News, and United Press International as a senior. Second-team All-America pick by Associated Press and the Football News. Four-year letterman who ended his career with 242 tackles, including 76 for loss and 31 sacks. Had 13 sacks as a senior and 15 as a junior. Finished third on the team in tackles with 109 as a senior, including a season-high 18 tackles against Rutgers. Recorded three sacks against Purdue and West Virginia. Selected to play in the Blue-Gray and Senior Bowl games. Was second on the team in tackles as a junior with 93. Played the last three games of his junior season with a broken wrist. Suffered a broken ankle as a freshman in 1983. Communications major.

PERSONAL: Lettered in football and basketball in high school at Seton Hall Prep in Newark, New Jersey. Brother Darrel also played linebacker at Pittsburgh. Tony, and his wife, Jill, have a daughter, Courtney.

100TH WIN

The Seahawks recorded the 100th win in franchise history with a 10-7 decision over the San Diego Chargers on October 29, 1989. Dave Krieg threw a 21-yard touchdown pass to Brian Blades with 40 seconds left for the win. Seattle enters the 1990 season with a 103-109 overall record.

WOODS' NFL RECORD

Defensive

Club	G/S	Int	Tackles	Sacks	FF	FR
1987 Seattle	12/7	0	45	0.0	1	1
1988 Seattle	16/16	0	82	5.0	0	2
1989 Seattle	16/12	0	61	3.0	1	0
NFL TOTALS	44/35	0	188	8.0	2	3

Additional Statistics: Own Fumbles Recovered, 1 in 1988.

Playoff Games Played/Started: 1987-1/0; 1988-1/1.



92 DAVID WYMAN LB

Height: 6-2

Weight: 242

College: Stanford

NFL Experience: 4th Year

How Acquired: Draft (2nd round 1987)

1989 Games Played/Started: 16/16

Career Games Played/Started: 36/32

Birthdate: 3/31/64

Birthplace: San Diego, CA

Residence: Kirkland, WA

1989: Only Seahawks linebacker to start all 16 games. Finished second on the team in tackles with 98, according to unofficial press box statistics, and added six on special teams. Had 11 tackles against Washington and 10 at San Diego. Forced two fumbles.

CAREER: Has finished second on the team in tackles in each of the past two seasons. Totals 210 tackles, according to unofficial press box statistics. Has seven career games with at least 10 tackles, topped by 14 against San Francisco in 1988. Has added 12 special teams tackles during this period. Has two-and-a-half sacks, with two of those against the Los Angeles Raiders in 1988. Was traded to the San Francisco 49ers on November 3, 1987, but trade was nullified because of a shoulder injury.

COLLEGE: Earned first-team All-America selection by The Sporting News and first-team All-Pac-10 choice as a senior. Led the team in tackles as a senior with 169, intercepted three passes and recovered a fumble. Had a season-high 27 tackles against the University of Southern California. Had 11 tackles in Stanford's 27-21 loss to Clemson in the Gator Bowl. Played in the East-West Shrine Game. Redshirted in 1985 after suffering a severe knee injury in 1984. Spent four months in a cast. Was a second-team All-Pac-10 pick and Stanford's Most Valuable Player in 1984. Had 128 tackles as a junior and 144 as a sophomore. Finished his career with 458 tackles, recovered seven fumbles and intercepted seven passes. Was also a second-team all-conference choice as a sophomore. Communications major.

PERSONAL: Brother, Mike, played defensive tackle at Stanford (1981-84). Nevada Player of the Year in 1981 at Wooster High in Reno, Nevada, where he also won the state shot put championship, and lettered in basketball.

WYMAN'S NFL RECORD

Defensive

Club	G/S	Int	Tackles	Sacks	FF	FR
1987 Seattle	4/0	0	3	0.0	0	0
1988 Seattle	16/16	0	103	2.5	1	2
1989 Seattle	16/16	0	104	0.0	2	0
NFL TOTALS	36/32	0	210	2.5	3	2

Playoff Games Played/Started: 1987-IR; 1988-1/1.

NUMERICAL ROSTER

1990 SEATTLE SEAHAWKS VETERAN ROSTER

(As of July 1, 1990)

No.	Name	Pos.	Ht.	Wt.	Birthdate	NFL	College	How Acquired	1989 GP/GS	No. Name	Pos.	No. Name	Pos.
50	Alvord, Dave	DT	6-4	245	10/5/54	51	Washington	FA-89	11/8 %	54	Grant Fessell	C
55	Bailey, Edwin	DT	6-4	273	10/2/64	0	Washington	FA-90	0 &	56	Joe Tofflemire	C
18	Bain, Mark	WR	6-4	272	5/15/59	10	South Carolina State	D5-81	16/16	57	Tony Woods	DE
89	Blades, Brian	WR	5-11	184	11/6/64	3	Bingham Young	FA-90	0 &	58	James Kimmel	LB
8	Bouyer, Willie	WR	6-3	207	7/24/65	3	Miami	D2-90	0 &	59	Joe Cain	LB
6	Briz, Darold	WR	6-3	200	9/24/66	4	Michigan State	FA-89	15/14	60	John Farris	G
57	Cain, Jeff	DE	6-5	277	9/24/66	4	Michigan State	FA-89	14/0	61	Blaine Reinhart	G
58	Chadwick, Jeff	LB	6-1	228	6/11/65	2	Oregon Tech	D1-82	15/15	62	Bob Kula	T
84	Clemens, Darren	WR	6-3	190	12/16/60	8	Grand Valley State	FA-89	9/0	63	Ray Hart	DT
53	Cornelius, Rick	WR	6-0	199	7/3/64	4	Mississippi State	D10-83	12/0 %	64	Derrick Britz	G
3	Donnelly, Robert	WR	6-1	238	4/15/60	9	Wisconsin State	FA-89	16/15	65	Edwin Bailey	G
33	Edwards, Bobby Joe	WR	6-1	226	10/2/64	6	Arkansas	PRM40-90 #	0 *	66	Andy Hook	C
54	Fessell, Grant	WR	6-7	279	6/28/60	6	Aztlene Christian	FA-87	7/0 %	67	Mike Lindsay	T
44	Fenner, Derrick	RB	6-3	229	4/6/67	2	North Carolina	D10-89	5/1	68	Jerry Brown	G
90	Franklin, Jethro	DE	6-1	258	10/25/65	2	Fresno State	FA-89	5/1	69	Randy Gray	DE
2	Garcia, Teddy	K	5-10	187	6/4/66	3	Northwest Louisiana	FA-89	7/1	70	Ron Matzes	T
22	Diagon, Neely	DE	6-10	271	10/1/57	11	Texas A&M	FA-88	16/16	71	Bryan Ballard	DT
29	Harper, Dwayne	CB	6-3	254	1/21/57	3	Eastern Kentucky	D1-80	15/14	72	Todd Oberdorf	T
23	Harris, Dwayne	CB	5-11	174	3/29/66	3	South Carolina State	D1-80	15/14	73	Warren Wheat	T
63	Hart, Roy	DT	6-1	279	8/18/66	2	Eastern Kentucky	D3-89	14/0	74	Robert Morris	DE
66	Heck, Andy	DT	6-6	291	7/10/65	2	South Carolina	D6-88	16/0	75	Bill Hitchcock	T
85	Hester, Ron	TE	6-5	255	1/1/67	2	Sons Dams	D6-88	16/0	76	Jeff Bryant	DT
27	Jackson, James	CB	6-1	199	10/24/64	5	Nevada-Reno	PRM45-90 #	15/13 %	77	Robert Taylor	DE
26	Jackson, James	CB	6-1	188	11/18/63	5	Texas A&M	D3-86	16/14	78	Jacob Green	DE
24	Jenkins, Melvin	CB	5-10	182	3/16/62	4	Cincinnati	FA-89	16/1	79	Tommy Karne	WR
9	Johnson, Norm	K	6-2	197	5/31/60	9	UCLA	FA-87	16/3	80	Paul Stams	WR
30	Jones, James	WR	6-2	229	3/21/61	8	Florida	FA-80	16/0	81	Jim Sencusky	WR
81	Kane, Tommy	WR	5-11	176	7/14/64	3	Dynacore	D10-89	5/0	82	Louis Clark	WR
15	Kent, Jeff	LB	6-3	235	10/2/64	10	Washington	D5-89	16/0	83	Chris Warren	WR
52	Kerr, James	LB	6-3	235	3/28/62	3	Syracuse	TSP-87	9/0	84	Travis McNeal	TE
7	Krieg, Dave	QB	6-1	192	10/20/58	11	Milton	FA-90	0 &	85	Tom McNeal	TE
70	McLemore, Chris	FB	6-6	302	8/9/63	5	Virginia	FA-90	15/14	86	Robert Tyler	TE
40	McNeal, Travis	TE	6-1	230	12/31/63	3	Arizona	D7-85	16/8	87	Jeff Chadwick	WR
86	McNeal, Bryan	TE	6-3	248	1/10/67	2	Tennessee-Chattanooga	FA-90	16/0	88	Brian Blades	WR
71	McNeal, Bryan	TE	6-3	248	1/10/67	2	Tennessee-Chattanooga	FA-90	16/0	89	John Franklin	WR
8	McNeal, Bryan	TE	6-3	248	1/10/67	2	Tennessee-Chattanooga	FA-90	16/0	90	John Franklin	WR
72	Nash, Joe	DT	6-3	269	3/24/65	3	Tennessee	FA-84	16/16	91	David Wynn	LB
97	Porter, Rufus	LB	6-1	221	10/11/60	9	Boston College	FA-88	16/0	92	David Wynn	LB
98	Rogles, Elton	DE	6-5	270	5/18/65	3	South Carolina	FA-86	16/0	93	Willie Water	LB
41	Robinson, Eugene	S	6-0	166	8/24/63	6	Nevada-Hero	FA-89	16/0	94	Willie Water	LB
5	Rodriguez, Ruben	WR	6-0	185	5/28/63	6	Coastal Community	D5-87	16/0	95	Steve Alvord	DT
82	Shawler, Kelly	WR	5-11	168	1/11/61	8	Washington	FA-85	16/1	96	Rod Olson	TE
56	Stouffer, Joe	CB	6-3	207	7/6/64	3	Colorado State	TPhy-86	3/2	97	Brian Blades	WR
87	Tyer, Robert	C	6-2	274	7/7/65	2	Arizona	D2-89	0/0	98	James Henry	TE
32	Williams, Doka	WR	6-5	257	10/12/65	2	South Carolina State	D6-88	9/9	99	Steve Alvord	DT
34	Williams, John L.	WR	6-5	180	8/25/60	6	UCLA	D1-86	0 &				
37	Wood, Terry	DE	6-11	264	9/11/64	4	Pittsburgh	D1-87	16/12				
82	Wynan, David	DE	6-2	242	3/31/64	4	Stanford	D2-87	16/16				

Head Coach: Chuck Knox
Assistants: Tom Cain, John Becker, George Dyer, Chick Harms, Ken Meyer, Paul Moyer, Rod Perry, Rufus Purcell, Frank Rames, Kent Stephenson, Rusty Timman, Joe Vit
Legend: D — Draft; C — Free Agent; FA — Free Agent; SD — Supplemental Draft; T — Trade (from); W — Waivers (from); PB — Paid Free Agent (from)

* Donnelly (Miami) missed entire 1989 season on injured reserve list.
 # Plain B unconditional free agent.
 % Alvord played in 11 games with Miami; Chadwick played in 1 game with Detroit Lions; Edmonds played in 7 with the Los Angeles Raiders; the Detroit Lions; Edmonds played in 7 with the Minnesota Vikings; Hester played in 15 with Atlanta; Hodge played in 1 with Buffalo.
 & Alvord, Kimmel, McLemore and D. Williams did play in 1989.

TRAINING CAMP IN KIRKLAND

The Seattle Seahawks training camp will be conducted at their headquarters located in Kirkland. All players will report and take physicals on July 19, and practice for the first time on July 20. The players will be housed in Guy Hall and Crowder Hall on the Northwest College Campus and all personnel will dine in the Northwest College cafeteria. All requests for admission to practice for the Seahawks must be made through the Public Relations Department (206) 827-9777.

1990 SEATTLE SEAHAWKS FIRST-YEAR AND ROOKIE ROSTER

(As of July 1, 1990)

DEPTH CHART

OFFENSE

- WR — 89 BRIAN BLADES, 84 LOUIS CLARK, 83 JIM SANDUSKY, 4 DOCKE WILLIAMS, 16 TERRY COBE, 31 BOBBY JOE EDMONDS
- LT — 66 ANDY HECK, 62 BOB KULA, 73 TERRY OBERDORF
- LG — 65 EDWIN BAILEY, 74 WARREN WHEAT, 69 JERRY BROWN
- C — 54 GRANT FEASEL, 56 JOE TOFFLEMIRE, 60 MICHAEL TANKS, 67 BOBBY GARCIA
- RG — 71 BRYAN MILLARD, 64 DARRICK BRILZ, 61 BLAKE BLEDMER
- RT — 70 RON MATTES, 76 BILL HITCHCOCK, 66 MIKE LINDSAY
- TE — 76 TRAVIS MICHAEL, 65 RON HELLER, 87 ROBERT JOHNSON
- WR — 81 TOMMY KANE, 88 JEFF CHADWICK, 82 PAUL SKANSI, 8 WILLIE BOUYER, 18 MARK BELLINI, 6 ALVIN LEE
- QB — 17 DAVE KRIEG, 11 KELLY STOUFFER, 15 JEFF KEMP, 14 JOHN GROMOS
- RB — 33 ELROY HARRIS, 44 DERRICK FENNER, 42 CHRIS WARREN, 43 DEREK LOVILLE
- FB — 32 JOHN L. WILLIAMS, 30 JAMES JONES, 40 CHRIS McLEMORE, 34 FELTON PARQUET

DEFENSE

- LE — 76 JACOB GREEN, 90 JETHRO FRANKLIN, 98 ELSTON RIDGLE, 75 ROBERT MORRIS
- LT — 72 JOE NASH, 78 ERIC HAYES
- RE — 96 CORSE KENNEDY, 63 ROY HART, 95 STEVE ALVORD
- LLB — 57 JEFF BRYANT, 57 TONY WOODS, 69 RANDY GRAY
- ILB — 51 TERRY WOODSON, 52 FRED GREEN, 50 DAVE AHERNS, 63 WALTER WATSON, 63 DARRIN FORBES
- MLB — 52 DAVID WYMAN, 91 DARRIN MILLER, 47 NED BOLCAR
- RLB — 97 RUFUS PORTER, 59 JOE CAIN, 99 DONALD MILLER, 94 XAVIER JORDAN
- LCB — 29 DWAYNE HARPER, 24 MELVIN JENKINS, 19 DEWAYNE FLETCHER, 48 JAMES HENRY
- RCB — 27 PATRICK HUNTER, 20 JAMES JEFFERSON, 36 DARYL REED, 39 LAVENT BLAYLOCK
- SS — 22 NESSBY GLASGOW, 23 THOM KAUMMEYER, 20 R.J. KORS, 46 DAVE MURPHY, 45 ART HUNTER
- FS — 41 EUGENE ROBINSON, 25 ROBERT BLACKMON, 37 DERRICK DODDIE, 35 DEREK HORTON

SPECIALISTS

- K — 9 NORM JOHNSON, 7 CHARLIE BAUMANN, 1 TEDDY GUNN
- P — 5 RUBEN RODRIGUEZ, 3 RICK DONNELLY, 2 PAUL McJULIEN
- KR — 33 ELROY HARRIS, 31 BOBBY JOE EDMONDS
- PR — 83 JIM SANDUSKY, 31 BOBBY JOE EDMONDS
- KC — 54 GRANT FEASEL
- PC — 54 GRANT FEASEL
- H — 15 JEFF KEMP, 17 DAVE KREG

NFL Veterans in ALL CAPS

No.	Name	Pos.	HL	WL	Birthdate	NFL Exp.	College	How Acq.
52	Andrews, Rocky	LB	6-2	236	4/14/66	1	Washington	FA-'90
7	Baumann, Charlie	K	6-1	203	8/25/67		West Virginia	FA-'90
61	Bednarek, Blake	G	6-3	303	9/17/68	R	Syracuse	FA-'90
25	Blackmon, Robert	S	6-0	196	5/12/67	R	Baylor	Draft-'90
39	Blaylock, Lavent	CB	5-10	180	7/28/66	R	Indiana State	FA-'90
47	Bolcar, Ned	LB	6-1	235	1/12/67	R	North Dakota	Draft-'90
69	Brown, Jerry	G	6-4	277	10/8/65	1	Utah State	FA-'90
37	Dodge, Dedeck	S	6-2	180	6/14/67	R	Florida State	FA-'90
19	Fletcher, Dewayne	CB	6-2	191	9/2/67	R	Texas	FA-'90
67	Garcia, Bobby	C	6-3	253	5/3/67	R	Miami	FA-'90
69	Gray, Randy	DE	6-6	270	4/3/67	R	Washington State	FA-'90
14	Gromos, John	QB	6-5	210	12/9/66	R	Vanderbilt	Draft-'90
78	Hayes, Eric	DT	6-3	285	1/17/67	R	Florida State	FA-'90
76	Hitchcock, Bill	T	6-8	308	8/26/65	R	Purdue	Draft-'90
35	Horton, Derek	S	5-11	184	1/18/67	R	Oregon	FA-'90
94	Hunter, Art	LB	5-11	193	1/24/67	R	Central State, Ohio	FA-'90
23	Kaumeyer, Thom	LB	6-1	236	8/18/67	R	Western Kentucky	FA-'90
96	Kennedy, Cortez	DT	6-3	187	3/17/67	R	Oregon	FA-'90
20	Kors, R.J.	S	6-0	195	8/23/68	R	Miami	Draft-'90
62	Kula, Bob	T	6-3	282	6/27/66	R	Long Beach State	FA-'90
6	Lee, Alvin	WR	5-10	188	8/24/67	R	Michigan State	Draft-'90
68	Lindsay, Mike	T	6-7	290	12/6/67	R	Louisiana State	FA-'90
43	Loville, Derek	RB	5-9	199	10/20/66	R	Gardner-Webb	FA-'90
2	McJullen, Paul	P	5-10	190	7/4/68	R	Oregon	FA-'90
99	Miller, Donald	LB	6-2	223	2/24/65	1	Jackson State	FA-'90
75	Morris, Robert	DE	6-6	265	4/9/64	R	Idaho State	FA-'90
46	Murphy, Dave	S	6-0	190	5/12/68	R	Victoria State	Draft-'90
16	Obee, Terry	WR	5-10	182	2/16/68	R	Holy Cross	FA-'90
73	Oberdorf, Todd	T	6-6	290	6/15/68	R	Oregon	FA-'90
95	Olson, Boad	TE	6-4	224	1/27/66	R	Washington State	FA-'90
64	Parquet, Felton	FB	6-0	228	1/12/66	R	Southwestern Louisiana	FA-'90
36	Reed, Daryl	CB	6-1	186	10/27/67	R	Oregon	Draft-'90
60	Sandusky, Jim	WR	5-10	162	9/7/61	1	San Diego State	FA-'90
60	Tanks, Michael	C	6-1	254	8/4/67	R	Florida State	FA-'90
83	Walker, Willie	LB	6-1	243	4/9/67	R	North Carolina	FA-'90
42	Warren, Chris	RB	6-2	225	1/24/67	R	Ferrum	Draft-'90
74	Wheat, Warren	G	6-6	274	5/13/67	R	Bingham Young	WR(draft-'89)
51	Wooden, Terry	LB	6-3	232	1/14/67	R	Syracuse	Draft-'90

Head Coach: Chuck Knox

Assistants: Tom Cullin, John Becker, George Dyer, Chick Harris, Ken Meyer, Paul Meyer, Rod Perry, Russ Purnell, Frank Raines, Kent Stephenson, Ruffy Tillman, Joe Vit


Legend: D — Draft Choice; FA — Free Agent; SD — Supplemental Draft; T — Trade (front); W — Waiver (front); PB — Pan B Free Agent (front)

* Sandusky missed entire 1989 season on injured reserve list.

† Andrews, Baumann, and Kors did play in 1989.

‡ Kaumeyer played in 1 game with Seattle. Wheat played in 2.

DRAFT CHOICES



96 CORTEZ KENNEDY

DT Miami D1
Ht: 6-3 Wt: 293 Born: 8/23/68

COLLEGE: First-team All-America choice by The Sporting News in 1989 and a second-team selection by Associated Press. Took over as the starter and finished the season with 92 tackles (45 solo), 22 tackles for loss, seven-and-a-half sacks, 16

quarterback pressures, and one fumble recovery as Miami captured the national championship with an 11-1 record. Led the team in tackles for loss, ranked second in sacks, and led all defensive linemen in tackles. Had a season-high 13 tackles (9 solo), including a sack, two tackles for loss, and two quarterback pressures in a 27-10 win over Notre Dame. Also had 13 tackles (6 solo) with a sack and two tackles for loss against Pittsburgh. Totaled 10 tackles with two for loss at Michigan State. Had five tackles and a sack as the Hurricanes held Alabama to 38 rushing yards on 29 attempts in a 33-25 win in the Sugar Bowl. Had a sack-and-a-half versus San Diego State and one sack each against California, Missouri, San Jose State, and East Carolina. Recorded four quarterback pressures at Wisconsin and against San Diego State. Saw action in all 12 games with the Hurricanes in 1988 after transferring from Northwest Mississippi Junior College. Credited with 27 tackles, six tackles for loss, seven pressures, and two sacks. Totaled 114 tackles, 28 tackles for loss, and nine-and-a-half sacks at Miami. Teams had a 22-2 record. Had 129 tackles in two junior college seasons, 22 tackles for loss, and 15 sacks. Majored in Criminology.

PERSONAL: Attended Rivercrest High School in Rivercrest, Arkansas. Born in Osceola, Arkansas.



51 TERRY WOODEN

LB Syracuse D2(a)
Ht: 6-3 Wt: 232 Born: 1/14/67


COLLEGE: Three-time Eastern Collegiate Athletic Conference pick. Starter since the fifth game of his freshman season. Ended his career with 278 tackles, 23 sacks, seven interceptions, and five fumble recoveries. Ranks second in sacks and ninth

in tackles in school history. Posted career highs in 1989 in tackles with 83, including 35 solo, and in sacks with nine. Team co-captain as a senior. Had 12 tackles and one-and-a-half sacks against Penn State and two sacks against Rutgers. Totaled 74 tackles, seven sacks, and four interceptions in 1988. Graduated with a degree in Sociology.

PERSONAL: Attended Farmington High School in Farmington, Connecticut. His brother, Jo Jo, plays linebacker at Syracuse. Born in Hartford, Connecticut.

OVERTIME

The Seahawks have a 1-3 record in regular season overtime games. Seattle defeated the Kansas City Chiefs, 51-48 in 1983, and lost to the Denver Broncos, 20-17 in 1978, and 24-21 in 1989 in the Kingdome, and 13-10 at Denver in 1985.




25 ROBERT BLACKMON

S Baylor D2(b)

Ht: 6-0 Wt: 198 Born: 5/12/67

COLLEGE: Football News first-team All-America in 1989. Three-time first-team All-Southwest Conference choice. Four-year letterman. Had 80 tackles and eight interceptions in 1989. Tied for sixth in the country in interceptions. Intercepted four passes and returned two for touchdowns in a 50-7 win against Texas as a senior. Interception and touchdown totals both rank as the second-most in SWC history. Finished his career with 227 tackles, 17 tackles for loss, and 14 interceptions. Also had four sacks. Co-led the team with five interceptions as a sophomore. Majored in Therapy Recreation.

PERSONAL: Played defensive back and quarterback at Van Vleck High School in Van Vleck, Texas. First-team all-state choice as a senior at defensive back and a second-team choice at quarterback by the Texas State Sportswriters. Lettered in football, basketball, and track. State high school 100-meter high hurdles champion. Born in Bay City, Texas.




42 CHRIS WARREN

RB Ferrum D4

Ht: 6-2 Wt: 225 Born: 1/24/67

COLLEGE: School's all-time leader with 4,583 all-purpose yards, despite playing only two seasons. Originally attended the University of Virginia as a defensive back and switched to running back as a sophomore. Transferred prior to his junior season. First-team All-Eastern Collegiate Athletic Conference as a senior. Football News first-team All-America in 1988. Roanoke Times & World-News State College Division Offensive Player of the Year in 1988 and 1989. Finished his career with 3,121 rushing yards, averaged 13.0 yards on 81 punt returns, and 23.3 yards on 54 kickoff returns. Added 60 receptions for a 14.9 yard average and five scores. Had 1,265 yards on 163 carries with 15 touchdowns in 1989 after setting a school record with 1,443 yards on 166 carries and 17 touchdowns as a junior. Led the nation averaging 23.4 yards on 18 punt returns in 1989 and tied an NCAA Division III record with four punt return touchdowns. Had eight total touchdowns of over 50 yards as a senior, including an 80-yard punt return and 92-yard kickoff return for scores against Guilford. Also threw a 66-yard scoring pass. Had 12 career 100-yard games with seven as a junior. Set the school record with 235 yards, including an 85-yard scoring run, against Rhodes College in the 1988 playoffs. Gained 207 yards, aided by a school record 90-yard touchdown run, against Emory and Henry in 1989. Started four-of-seven games at running back for Virginia in 1986. Rushed for 380 yards and accounted for 131.5 all-purpose yards per game. Second in voting for the Atlantic Coast Conference Rookie of the Year in 1985 after recording 38 tackles and one interception. Switched to running back after spring practice. Majored in Psychology.

PERSONAL: Lettered in football, basketball, baseball, and track at Robinson High School in Burke, Virginia. Born in Silver Springs, Maryland.



78 ERIC HAYES
DT Florida State D5
Ht: 6-3 Wt: 285 Born: 11/12/67

COLLEGE: First-team All-Southern Independent choice as a senior and sophomore. Four-year letterman and three-year starter. Had 74 tackles and a career-high six sacks as a senior. Recorded three sacks against Auburn. Had five tackles, including one for a loss, in a 24-10 win over Miami. Recorded a career-high 79 tackles in 1988 and had six tackles for loss and four sacks. Had 22 tackles against Furman. Credited with 235 career tackles, including 17 for loss and 12 sacks. Also caused six fumbles and recovered six. Redshirted in 1985. Majored in Political Science and English.

PERSONAL: Attended King High School in Tampa, Florida. A cousin, Felton Hayes, played linebacker at Florida State, 1984-88. Born in Tampa.



47 NED BOLCAR
LB Notre Dame D6
Ht: 6-1 Wt: 235 Born 1/12/67

COLLEGE: Eleventh player in Notre Dame history to be named a team captain two consecutive seasons. Second-team All-America choice by The Sporting News and United Press International as a senior. Led team in tackles in two-of-his-three seasons. Had a career-high 109 tackles as a senior, including eight for loss and two sacks. Had 19 tackles against Michigan, 15 versus Southern California, 13 against Miami, and 12 versus Michigan State. Butkus Award nominee as a junior, despite not being a starter. Had 57 tackles and six tackles for loss. Had 106 tackles in 1987 and was National Defensive Player of the Week with 13 tackles against Southern California. Captained Fighting Irish special teams as a freshman. Redshirted in 1985. Graduated from college with a degree in Liberal Arts and pursued an MBA during the 1990 season.

PERSONAL: Columbus (Ohio) Touchdown Club National High School Defensive Player of the Year as a senior at Phillipsburg High in Phillipsburg, New Jersey. Lettered three seasons playing both fullback and linebacker along with lettering four years in basketball and three in baseball. Compiled a 3.9 grade point average and was president of the National Honor Society. Football team won three consecutive conference titles. Born in Phillipsburg.



62 BOB KULA
T Michigan State D7
Ht: 6-3 Wt: 282 Born: 8/24/67

COLLEGE: First-team All-Big Ten selection by Associated Press as a senior after earning second-team honors as a junior from AP and United Press International. Four-year letterman and three-year starter. Started in 1986 and 1987 at left guard before moving to left tackle in 1989. Voted Michigan State's Outstanding Underclassman in 1988. Redshirted in 1985. Majored in Food Systems Management.

PERSONAL: Football and track letterman at Brother Rice High School in Birmingham, Michigan. Born in Lincoln Park, Michigan.

**76 BILL HITCHCOCK****T** Purdue **D8****Ht: 6-6 Wt: 308 Born: 8/26/65****COLLEGE:** Four-year letterman who played his first three seasons on the defensive line. Moved over to the offensive line during spring drills. One of two freshmen to start on defensive line. First college start was against Notre Dame. Had 43 tackles,

four tackles for loss, and one sack in 1986. Posted a career-high 49 tackles in 1988, with three tackles for loss. Finished his career with 116 tackles, 11 tackles for loss, and five sacks. Majored in Humanities.

PERSONAL: Attended Lindsay Place High in Quebec, Canada. Played football and hockey and was named Most Valuable Player in school and Most Valuable Defensive Player for the North Shore Broncos. Holds a black belt in karate. Born in Kirkland, Quebec.**75 ROBERT MORRIS****DE** Morris Brown **D10****Ht: 6-6 Wt: 265 Born: 5/12/68****COLLEGE:** Two-time first-team All-Gulf South Conference choice. Second-team as a sophomore. Holds school records for quarterback sacks with 32 and tackles for loss with 31 and finished his career with 154 tackles and six fumble recoveries. Set

a single-season record with 12 sacks in 1988, including four against North Alabama. Also had 12 tackles for loss. Had a career-high 57 tackles and 11 sacks in 1989.

PERSONAL: Attended Glynn Academy in Brunswick, Georgia, lettering in football and basketball. Born in Brunswick.**36 DARYL REED****CB** Oregon **D11****Ht: 6-1 Wt: 186 Born: 10/27/67****COLLEGE:** Two-year letterman. Red-shirted in 1987. Finished his career with 88 tackles, three tackles for loss, and two interceptions. Had 61 tackles as a senior and three tackles for loss. Originally started his career at Harbor Junior College

in Los Angeles. Transferred to Pasadena City College where he was an All-South Coast Conference choice. Majored in Sociology.

PERSONAL: Lettered in football and track at Narbonne High School in Harbor City, California. Born in Los Angeles.**12 JOHN GROMOS****QB** Vanderbilt **D12****Ht: 6-5 Wt: 210 Born: 12/9/66****COLLEGE:** Two-year (1985 and 1989) starter. Completed 154-of-330 passes for 1,744 yards, with nine touchdowns and 12 interceptions as a senior. Set a school record with 64 attempts against Alabama, completing 30 for 324 yards and two

touchdowns. Threw three touchdowns against Ohio University. Took over as the starter three games into his freshman season and

connected on 124-of-244 passes for 1,483 yards, six touchdowns and 10 interceptions. Played as a reserve in 1987 and 1988. Finished his career 297-of-610 for 3,514 yards, 17 touchdowns and 23 interceptions. Played in the Blue-Gray Game and completed 13-of-19 passes for 163 yards. Redshirted in 1986. Majored in Business.

PERSONAL: Football, basketball, and baseball letterman at Joliet Catholic High School in Joliet, Illinois. Born in Crest Hill, Illinois.

FREE AGENTS

52 RICKY ANDREWS (1)

LB

Ht: 6-2 Wt: 236

Washington

PRO: Signed as a free agent on March 3, 1990. Was drafted by the San Diego Chargers on the tenth round in 1989. Waived by San Diego on the cutdown to 47 players on September 4. Re-signed to the developmental squad on September 7. Waived by San Diego on November 8.

COLLEGE: Four-year letterman and three-year starter. Led team in tackles as a senior with 170. Finished his career with 284 tackles, three fumble recoveries, four forced fumbles, and two interceptions. Played outside linebacker and rover his first three years before moving to inside linebacker as a senior. Majored in General Studies.

PERSONAL: Lettered in football and basketball at University High in Mililani, Hawaii. Born 4/14/66 in Western Samoa.

7 CHARLIE BAUMANN (1)

K

Ht: 6-1 Wt: 203

West Virginia

PRO: Signed as a free agent on April 25. Originally signed with the Buffalo Bills as a free agent on May 24, 1989, and was waived on August 29. Signed by Minnesota to their developmental roster on September 6 and was waived on September 12.

COLLEGE: Four-year letterman. Ranked second in the country in scoring as a senior with 119 points. Established school records with 59 PATs and 61 PAT attempts along with 20-of-27 field goals. Finished his career with 291 points on 52-of-70 field goals and 135-of-137 PATs. Led West Virginia in scoring as a freshman, junior, and senior. Majored in Communications.

PERSONAL: Attended Cathedral Prep High School in Erie, Pennsylvania. Born 8/25/67 in Erie.

61 BLAKE BEDNARZ

G

Ht: 6-3 Wt: 303

Syracuse

COLLEGE: Four-year letterman and three-year starter at guard. First-team All-East choice and All-Eastern Athletic Conference selection in 1989. Team co-captain as a senior. Played in three bowl games for the Orangemen: Peach, Hall of Fame, and Sugar. Also played in the Japan Bowl after his senior season. Graduated with a degree in Marketing.

PERSONAL: Football and track letterman at Frontier High School in Hamburg, New York. Member of the National Honor Society. Born 9/17/68 in Buffalo, New York.

39 LAVENT BLAYLOCK

Ht: 5-10 Wt: 180

CB
Indiana State

COLLEGE: Three-year starter after redshirting in 1985. Finished his career with 143 tackles, 5 interceptions, 4 fumble recoveries, and two tackles for loss. Had 58 tackles and a team-leading three interceptions in 1988. Majored in Physical Education.

PERSONAL: Lettered in football at East St. Louis Senior High School in East St. Louis, Illinois. Born 7/28/66 in Centreville, Illinois.

69 JERRY BROWN (1)

Ht: 6-4 Wt: 277

G
Utah State

PRO: Signed as a free agent on May 3, 1990. Signed with the Miami Dolphins as a free agent on May 2, 1989, and was waived on the cutdown to 60 players on August 29.

COLLEGE: Four-year letterman and three-year starter. First-team All-Big West as a senior. Redshirted in 1984. Graduated with a degree in Sociology.

PERSONAL: Attended Cardinal Newman High School in Santa Rosa, California. Prep teams were undefeated in both his junior and senior seasons (24-0). Born 10/8/65 in Santa Rosa.

37 DEDRICK DODGE

Ht: 6-2 Wt: 180

S
Florida State

COLLEGE: Four-year letterman and two-year starter. Finished his career with 171 tackles and 10 interceptions. Had 85 tackles and one interception as a senior. Co-led the team (along with Deion Sanders) in interceptions as a junior with five. Redshirted in 1985. Graduated with a degree in Criminology.

PERSONAL: Lettered in football, basketball, and baseball at Mulberry High School in Mulberry, Florida. Born 6/14/67 in Neptune, New Jersey.

19 DEWAYNE FLETCHER

Ht: 6-2 Wt: 191

CB
Toledo

COLLEGE: Four-year letterman. Second-team All-Mid America Conference as a sophomore. Missed most of his junior season with a knee injury. Finished his career with 127 tackles and one interception. Had 57 tackles in 1989. Graduated with a degree in Organizational Services.

PERSONAL: Attended Flint Northern High School in Flint, Michigan, lettering in football and basketball. Has six brothers and six sisters. Born 9/2/67 in Flint.

67 BOBBY GARCIA

Ht: 6-3 Wt: 253

C
Miami

COLLEGE: Four-year letterman who started at both guard and center during his career. Started the last 24 games of his career, the first two of the 1988 season at right guard, and the last 22 at center. Redshirted in 1985 and lettered in 1986 as a reserve. Started two games at center in 1987 and opened the Orange Bowl against Oklahoma at guard. Started all 12 games at center as a senior. Miami won a pair of national championships in his last three years. Graduated with a degree in Marketing in May 1989, and attended graduate school during the 1990 season.

PERSONAL: Attended Cooper City High School in Cooper City, Florida, and lettered in football and baseball. Born 5/3/67 in Cooper City.

69 RANDY GRAY**Ht: 6-6 Wt: 270****DE****Washington State**

COLLEGE: Three-year letterman and two-year starter. Credited with a career-high 12 tackles for loss and six-and-a-half sacks among 64 tackles as a senior. Had a single-season best 76 tackles in 1988, including four sacks and four tackles for loss. Finished his career with 177 tackles, 19 tackles for loss, and 11 sacks. Also caused six fumbles, recovered five and had an interception. Graduated with a degree in English/Business.

PERSONAL: Football and basketball letterman at Monte Vista High School in Danville, California. Honor roll student with a 3.31 grade point average. Born 9/3/67 in Orange, California.

35 DEREK HORTON**Ht: 5-11 Wt: 184****CB****Oregon**

COLLEGE: Four-year letterman who started at both strong and free safety during his career. Finished second on the team in interceptions in 1989 with a career-high five. Also had a career-best 76 tackles and two fumble recoveries. Finished his career with 156 tackles, eight interceptions, and four tackles for loss. Majored in American Studies.

PERSONAL: Football team at Skyline High School in Oakland, California, was undefeated his senior season. Born 11/8/67 in Chicago, Illinois.

45 ART HUNTER**Ht: 5-11 Wt: 193****S****Central State**

COLLEGE: Four-year letterman as an outside linebacker. Ended his career with 248 tackles, nine interceptions, 20 tackles for loss, 10 sacks and 55 quarterback pressures. Had 53 tackles, eight tackles for loss, five sacks and three interceptions in 1989 as Central State posted an NAIA record seven shutouts in 11 games. Had a career-high 80 tackles in 1987. Totaled 77 tackles and four interceptions in 1988. Redshirted in 1985. Majored in Business Management.

PERSONAL: Lettered in football, basketball and baseball at Withrow High School in Cincinnati, Ohio. Born 1/24/67 in Cincinnati.

94 XAVIER JORDAN**Ht: 6-1 Wt: 226****LB****Western Kentucky**

COLLEGE: Four-year letterman and two-year starter. Finished his career with 174 tackles, 20 tackles for loss, 14 sacks, three forced fumbles and three fumble recoveries. Had a single-season best 50 tackles in 1988. Credited with 38 tackles, nine tackles for loss, and seven sacks in 1987. Returned his only career interception 51 yards for a touchdown in 1985. Majored in Sociology.

PERSONAL: Lettered in football, basketball, and track at Brown High School in Atlanta, Georgia. Born 3/18/67 in Atlanta.

20 R.J. KORS (1)**Ht: 6-0 Wt: 195****S****Long Beach State**

PRO: Signed as a free agent on April 2, 1990. Originally drafted by the Seahawks on the twelfth round in 1989 and was released on the cutdown to 60 players on August 29.

COLLEGE: Two-year starter as a safety at Long Beach State. Had 48 tackles as a senior and 53 as a junior. Had two interceptions as a junior. Played at the University of Southern California and Taft (CA) Junior College before transferring to Long Beach. Graduated with a degree in Speech Communications.

PERSONAL: Played at El Camino Real High in Woodland Hills, California, lettering in football and track. Born 6/27/66 in Santa Monica, California.

6 ALVIN LEE
Ht: 5-10 Wt: 188

WR
Louisiana State

COLLEGE: Four-year letterman. Finished his career with 69 receptions for 973 yards, a 14.1 yard average, and four touchdowns. Finished fourth in the Southeastern Conference in receiving as a junior with 40 for 537 yards and three touchdowns. Caught 10 passes for 128 yards and two touchdowns against Tennessee. Majored in Social Work.

PERSONAL: Attended West Brook High School in Beaumont, Texas. Born 12/6/67 in Beaumont.

68 MIKE LINDSAY
Ht: 6-7 Wt: 290

T
Gardner-Webb

COLLEGE: Played three seasons at Gardner-Webb after transferring from South Carolina. Majored in Physical Education.

PERSONAL: Lettered in football and track at Boiling Springs High School in Spartanburg, South Carolina. Born 10/20/66 in Spartanburg.

43 DEREK LOVILLE
Ht: 5-9 Wt: 199

RB
Oregon

COLLEGE: Four-year letterman who finished his career as the school's all-time leader in both rushing yards (3,214) and points scored (272). Broke the previous marks of 2,306 and 226 set by Bobby Moore (Ahmad Rashad 1969-71). Led the team in rushing in each of his four seasons and had a career-high 1,202 yards on 265 carries in 1988. Had 794 career carries for 3,214 yards, a 4.0 average, and 41 touchdowns. Added 89 receptions for 722 yards and four scores. Ranks tenth in Pac-10 history in rushing yards, fifth in all-purpose yards (5,126), and fourth in touchdowns (45). Had 10 career 100-yard games, with a school record-equalling six of those in 1988. Majored in American Studies.

PERSONAL: Attended Riordan High School in San Francisco, California. Born 7/4/68 in San Francisco.

2 PAUL McJULIEN (1)
Ht: 5-10 Wt: 190

P
Jackson State

PRO: Signed with the San Diego Chargers as a free agent on July 7, 1988, and was waived on August 21.

COLLEGE: Lettered three seasons. Finished his career with a 37.5 average on 152 punts with a long of 67. Averaged 39.4 in 1985 and 37.4 in 1986. Kicked 25-of-32 PATs and 1-of-8 field goals for 31 points.

PERSONAL: Attended Baker High School in Baker, Louisiana, lettering in football. Born 2/24/65 in Chicago, Illinois.

99 DONALD MILLER
Ht: 6-2 Wt: 223

LB
Idaho State

COLLEGE: Played his senior season at Idaho State after transferring from Utah State. Played in eight games and was credited with 84 tackles, nine tackles for loss and three sacks while playing inside linebacker. Redshirted in 1988. Led Utah State in tackles in 1987 with 148, the second-highest total in school history. Also had four tackles for loss and two sacks as an inside linebacker. Had eight games with at least 11 tackles, topped by a 21-tackle outing against Pacific. Began his career at the College of Eastern Utah in 1985 as a strong safety and had 124 tackles in two seasons before transferring to Utah State. Majored in Sociology.

PERSONAL: Attended Fenger High School in Chicago, Illinois, lettering in football and wrestling. Born 4/6/64 in Chicago.

46 DAVE MURPHY**S****Ht: 6-0 Wt: 190****Holy Cross**

COLLEGE: Four-year starter. First player to be a four-time first-team All-Colonial Conference pick. First player in school history to lead in interceptions four straight seasons. Finished his career with a school record 28 thefts and ranked as the NCAA Division II career leader. Had nine as a sophomore, seven as a freshman and junior, and five as a senior. Totaled 318 career tackles, with nine tackles for loss, seven fumble recoveries, and eight blocked punts. Graduated with a degree in Economics.

PERSONAL: Lettered in football and baseball at Walpole High School in Walpole, Massachusetts. National Honor Society member. An uncle, James A. Burke, was a United States Congressman. Born 2/16/68 in Norwood, Massachusetts.

16 TERRY OBEE**WR****Ht: 5-10 Wt: 182****Oregon**

COLLEGE: Four-year letterman and second-team All-Pac-10 in 1989. Holds school record with 123 punts returns and 1,178 punt return yards. Finished his career with a 9.6 punt return average. Finished second in the conference in punt return average in both 1987 (12.1) and 1988 (9.7). Led team in receiving his last three seasons. Caught 119 career passes for 2,200 yards, an 18.5 average, with 14 touchdowns. Had a single-season best 43 receptions for 708 yards as a senior. Caught six touchdown passes as a junior. Had four career 100-yard games. Caught six passes for 137 yards, including touchdowns of 54, 16, and 17 yards, against Arizona in 1988. His three touchdown receptions tied the school record set by Bobby Moore (Ahmad Rashad) in 1969 against Utah and Idaho. Had an 89-yard touchdown reception against Washington State in 1987, the second-longest in school history. Played in the Japan Bowl. Graduated with a degree in Marketing/Management.

PERSONAL: Football letterman at Kennedy High School in Richmond, California. Scored all three touchdowns in an 18-16 win in the North Coast 3A title game as a junior. Born 6/15/68 in Vallejo, California.

73 TODD OBERDORF**T****Ht: 6-6 Wt: 290****Indiana**

COLLEGE: Associated Press second-team All-Big Ten as a senior. Lettered two seasons and started one after transferring from Northeast Mississippi Junior College in 1987. Redshirted that season. Voted Most Valuable Offensive Lineman and was an all-state pick while in junior college. Majored in General Studies.

PERSONAL: Attended Fairfield High School in Fairfield, Ohio, lettering in football and track. His father, Jerry, played tackle at Northwestern from 1962-65. Born 1/21/67 in Hamilton, Ohio.

95 RODD OLSON**TE****Ht: 6-4 Wt: 224****Washington State**

COLLEGE: Four-year letterman. Equalled his three-year reception totals as a senior with 21 for 269 yards, a 12.8 average, and three touchdowns. Finished his career with 42 receptions for 555 yards, a 13.2 average, and four touchdowns. Graduated with a degree in Social Science.

PERSONAL: Football, wrestling, hockey, and track letterman at Las Lomas High School in Walnut Creek, California. Born 11/27/66 in Oak Park, Illinois.

34 FELTON PARQUET**FB****Ht: 6-0 Wt: 228****Southwestern Louisiana**

COLLEGE: Four-year letterman who finished his career as the school's 14th all-time leading rusher with 1,121 yards. Played at the same time as Southwestern's all-time leading rusher Brian Mitchell. Started all 11 games as a senior and rushed for a single-season best 366 yards on 116 carries and scored two touchdowns. Finished his career with 1,121 yards on 316 carries, a 3.5 average, and five touchdowns in 42 games. Added 11 receptions for 38 yards and one score. Majored in General Studies.

PERSONAL: Lettered in football at Destrehan High School in Destrehan, Louisiana. Born 11/12/66 in New Orleans, Louisiana.

60 MICHAEL TANKS**C****Ht: 6-1 Wt: 254****Florida State**

COLLEGE: Associated Press first-team All-America as a senior and a second-team choice by United Press International and College and Pro Football Newsweekly. Outland Trophy Award finalist in 1989. Lettered four seasons and started the last two after redshirting in 1985. Began his career as an offensive tackle before moving to center in 1987. Majored in Social Science.

PERSONAL: Lettered in football at Southwest DeKalb High School in Decatur, Georgia. Born 8/4/67 in Macon, Georgia.


93 WILLIE WALKER**LB****Ht: 6-1 Wt: 243****North Carolina**

COLLEGE: Two-year letterman after transferring from junior college. Led the team in sacks with four as a junior and finished second as a senior with three-and-a-half. Had 45 total tackles in 1989 while playing outside linebacker, with five tackles for loss, three forced fumbles, two fumble recoveries, and one blocked kick. Started at both nose guard and defensive tackle in 1988 and had 40 tackles and five tackles for loss. Played two seasons at Garden City Community College in Garden City, Kansas. Had 67 tackles and 22 quarterback sacks in 1987. Graduated with a degree in Sociology.

PERSONAL: Attended Bayshore High School in Bradenton, Florida, where he played quarterback, and also lettered in basketball and track. Born 4/8/67 in Bradenton.

SEAHAWKS ROAD HOTELS

Tokyo	New Otani	03/265-1111
Phoenix	The Pointe at South Mtn.	602/438-9000
San Francisco	Westin/Airport	415/692-3500
Chicago	Westin Hotel	312/943-7200
Denver	The Westin Tabor Center ...	303/572-9100
New England	Hilton at Dedham Place	617/329-7900
Los Angeles		
Raiders	Westin Century Plaza	213/227-2000
Kansas City	Allis Plaza Hotel	816/421-6800
San Diego	Hyatt Islandia	619/224-1234
Green Bay @		
Milwaukee	Hyatt Regency	414/276-1234
Miami	Sheraton Design Center	305/920-3500



OPPONENTS

DENVER BRONCOS

Sat., Aug. 4, Tokyo Dome,
Tokyo, Japan, 7:00 p.m.
(Preseason)

Sun., Sept. 23, Mile High
Stadium, 1:00 p.m.

Sun., Dec. 23, Kingdome
5:00 p.m.



ADDRESS: 13655 E. Dove Valley Parkway
Englewood, CO 80112

PHONE: (303) 649-9000

PRESIDENT/CEO: Pat Bowlen

GENERAL MANAGER: John Beake

VICE PRESIDENT/HEAD COACH (CAREER RECORD): Dan Reeves
(85-50-1)

ASSISTANT COACHES: Marvin Bass, Barney Chavous, Mo Forte,
Chan Gailey, George Henshaw, Earl Leggett, Pete Mangurian,
Al Miller, Mike Nolan, Wade Phillips, Harold Richardson, Mike
Shanahan, Charlie Waters

MEDIA RELATIONS DIRECTOR: Jim Saccomano

STADIUM (CAPACITY): Mile High Stadium (76,273)

TEAM COLORS: Orange, Royal Blue, and White

1989 RECORD (FINISH): 11-5-0 (1st, AFC West). Lost Super Bowl
XXIV to San Francisco, 55-10.

'89 SCORING LEADER: David Treadwell, 120 points.

'89 RUSHING LEADER: Bobby Humphrey, 294 att., 1,151 yds., 3.9
avg., 7 TDs.

'89 PASSING LEADER: John Elway, 223-of-416, 53.6%, 3,051 yds.,
18 TDs, 18 ints., 73.7 rating.

'89 RECEIVING LEADER: Vance Johnson, 76 for 1,095 yds., 14.4
avg., 7 TDs.

'89 INTERCEPTION LEADER: Tyrone Braxton, 6.

'89 SACK LEADER: Simon Fletcher, 12.

SERIES RESULTS: Denver 15, Seattle 10

1977 — Denver 24, at Seattle 13

1978 — at Denver 28, Seattle 7

Denver 20, at Seattle 17 (OT)

1979 — at Denver 37, Seattle 34

at Seattle 28, Denver 23

1980 — at Denver 36, Seattle 20

Denver 25, at Seattle 17

1981 — at Seattle 13, Denver 10

at Denver 23, Seattle 13

1982 — Seattle 17, at Denver 10

at Seattle 13, Denver 11

1983 — at Seattle 27, Denver 19

at Denver 38, Seattle 27

PHOENIX CARDINALS

Sat., Aug. 11, Sun Devil
Stadium, 7:30 p.m.
(Preseason)

ADDRESS: P.O. Box 888
Phoenix, AZ 85001

PHONE: (602) 967-1010

OWNER: William V. Bidwell

VICE PRESIDENT/GENERAL MANAGER: Larry Wilson

HEAD COACH (CAREER RECORD): Joe Bugel (1st Season)

ASSISTANT COACHES: Ted Cottrell, Bobby Hammond, Jim John-
son, Tom Lovat, Mike Murphy, Joe Pascale, Ted Plumb, Jerry
Rhome, Pete Rodriguez, Bob Rogucki

DIRECTOR OF PUBLIC RELATIONS: Paul Jensen

STADIUM (CAPACITY): Sun Devil Stadium (72,000)

TEAM COLORS: Cardinal Red, Black, and White



1989 RECORD (FINISH): 5-11-0 (4th, NFC East)
'89 SCORING LEADER: Al Del Greco, 82 points.
'89 RUSHING LEADER: Earl Ferrell, 149 att., 502 yds., 3.4 avg., 6 TDs.
'89 PASSING LEADER: Gary Hogeboom, 204-of-364, 56.0%, 2,591 yds., 14 TDs, 19 ints., 69.5 rating.
'89 RECEIVING LEADER: J. T. Smith, 62 for 778 yds., 12.5 avg., 5 TDs.
'89 INTERCEPTION LEADER: Tim McDonald, 7.
'89 SACK LEADER: Ken Harvey, 7.

INDIANAPOLIS COLTS

Fri., Aug. 17, Kingdome
7:30 p.m. (Preseason)

ADDRESS: P.O. Box 535000

Indianapolis, IN 46253

PHONE: (317) 297-2658

OWNER/PRESIDENT: Robert Irsay

VICE PRESIDENT/GENERAL MANAGER: Jimmy Irsay

HEAD COACH (CAREER RECORD): Ron Meyer (47-36-0)

ASSISTANT COACHES: Leon Burtnett, George Catavolos, Milt Jackson, Larry Kennan, Bill Muir, Dante Scarnecchia, Brad Seely, Rick Venturi, Tom Zupancic

DIRECTOR OF PUBLIC RELATIONS: Craig Kelley

STADIUM (CAPACITY): Hoosier Dome (60,127)

TEAM COLORS: Royal Blue, and White

1989 RECORD (FINISH): 8-8-0 (T2nd, AFC East)

'89 SCORING LEADER: Dean Biasucci, 94 points.


'89 RUSHING LEADER: Eric Dickerson, 314 att., 1,311 yds., 4.2 avg., 7 TDs.

'89 PASSING LEADER: Jack Trudeau, 190-of-362, 52.5%, 2,317 yds., 15 TDs, 13 ints., 71.3 rating.

'89 RECEIVING LEADER: Bill Brooks, 63 for 929 yds., 14.6 avg., 4 TDs.

'89 INTERCEPTION LEADER: Keith Taylor, 7.

'89 SACK LEADER: Jon Hand, 10.



TAMPA BAY BUCCANEERS

Fri., Aug. 24, Kingdome
6:00 p.m. (Preseason)

ADDRESS: One Buccaneer Place

Tampa, FL 33607

PHONE: (813) 870-2700

OWNER/PRESIDENT: Hugh Culverhouse

VICE PRESIDENT/HEAD COACH (CAREER RECORD): Ray Perkins (37-67-0)

ASSISTANT COACHES: John Bobo, Tommy Brasher, Fred Bruney, Joel Collier, Sylvester Croom, Jeff Fitzgerald, Kent Johnston, Joe Kines, Mike Shula, Rodney Stokes

DIRECTOR OF PUBLIC RELATIONS: Rick Odioso

STADIUM (CAPACITY): Tampa Stadium (74,315)

TEAM COLORS: Florida Orange, White, and Red

1989 RECORD (FINISH): 5-11-0 (5th, NFC Central)

'89 SCORING LEADER: Donald Igwebuikwe, 99 points.

'89 RUSHING LEADER: Lars Tate, 167 att., 589 yds., 3.5 avg., 8 TDs.

'89 PASSING LEADER: Vinny Testaverde, 258-of-480, 53.8%, 3,133 yds., 20 TDs, 22 ints., 68.9 rating.

'89 RECEIVING LEADER: Mark Carrier, 86 for 1,422 yds., 16.5 avg., 9 TDs.

'89 INTERCEPTION LEADER: Harry Hamilton, Mark Robinson, 6.

'89 SACK LEADER: Kevin Murphy, 6.



SAN FRANCISCO 49ERS

Fri., Aug. 31, Candlestick Park

6:00 p.m. (Preseason)

ADDRESS: 4949 Centennial Blvd.

Santa Clara, CA 95054

PHONE: (408) 562-4949

OWNER/PRESIDENT: Edward J. DeBartolo, Jr.

VICE PRESIDENT/FOOTBALL ADMINISTRATION: John McVay

HEAD COACH (CAREER RECORD): George Seifert (14-2-0)

ASSISTANT COACHES: Jerry Attaway, Tommy Hart, Mike Holmgren, Al Lavan, Sherman Lewis, John Marshall, Bobb McKittrick, Bill McPherson, Ray Rhodes, Lynn Stiles, Bob Zeman

DIRECTOR OF PUBLIC RELATIONS: Jerry Walker

STADIUM (CAPACITY): Candlestick Park (64,252)

TEAM COLORS: 49ers Gold and Scarlet

1989 RECORD (FINISH): 14-2-0 (1st, NFC West). Won Super Bowl XXIV over Denver, 55-10.

'89 SCORING LEADER: Mike Cofer, 136 points.


'89 RUSHING LEADER: Roger Craig, 271 att., 1,054 yds., 3.9 avg., 6 TDs.

'89 PASSING LEADER: Joe Montana, 271-of-386, 70.2%, 3,521 yds., 26 TDs, 8 ints., 112.4 rating.

'89 RECEIVING LEADER: Jerry Rice, 82 for 1,483 yds., 18.1 avg., 17 TDs.

'89 INTERCEPTION LEADER: Ronnie Lott, 5.

'89 SACK LEADER: Charles Haley, 10.5.



CHICAGO BEARS

Sun., Sept. 9, Soldier Field

10:00 a.m.

ADDRESS: Halas Hall

250 N. Washington Road

Lake Forest, IL 60045

PHONE: (708) 295-6600

CHAIRMAN OF THE BOARD: Edward W. McCaskey

PRESIDENT AND CEO: Michael B. McCaskey

HEAD COACH (CAREER RECORD): Mike Ditka (79-41-0)

ASSISTANT COACHES: Steve Kazor, Greg Landry, John Levra, Dave McGinnis, Johnny Roland, Dick Stanfel, Vince Tobin, Zaven Yaralian

DIRECTOR OF PUBLIC RELATIONS: Bryan Harlan

STADIUM (CAPACITY): Soldier Field (66,949)

TEAM COLORS: Navy Blue, Orange, and White

1989 RECORD (FINISH): 6-10-0 (4th, NFC Central)

'89 SCORING LEADER: Neil Anderson, 90 points.

'89 RUSHING LEADER: Neil Anderson, 274 att., 1,275 yds., 4.7 avg., 11 TDs.

'89 PASSING LEADER: Mike Tomczak, 156-of-306, 51.0%, 2,058 yds., 16 TDs, 16 ints., 68.2 rating.

'89 RECEIVING LEADER: Neil Anderson, 50 for 434 yds., 8.7 avg., 4 TDs.

'89 INTERCEPTION LEADER: Lemuel Stimson, 4.

'89 SACK LEADER: Richard Dent, 9.

SERIES RESULTS: Seattle 4, Chicago 1

1976 — Chicago 34, at Seattle 7

1984 — at Seattle 38, Chicago 9

1978 — Seattle 31, at Chicago 29

1987 — Seattle 34, at Chicago 21

1982 — at Seattle 20, Chicago 14



LOS ANGELES RAIDERS

Sun., Sept. 16, Kingdome

1:00 p.m.

Sun., Oct. 14, Los Angeles

Memorial Coliseum

1:00 p.m.

ADDRESS: 332 Center Street

El Segundo, CA 90245

PHONE: (213) 322-3451

MANAGING GENERAL PARTNER: Al Davis

HEAD COACH (CAREER RECORD): Art Shell (7-5-0)

ASSISTANT COACHES: Dave Adolph, Fred Biletnikoff, Sam Grunisen, Kim Helton, Odis McKinney, Steve Ortmyer, Terry Robiskie, Joe Scannella, Jack Stanton, Bill Urbanik, Tom Walsh, Mike White

PUBLICATIONS: Mike Taylor

STADIUM (CAPACITY): Los Angeles Memorial Coliseum (92,488)

TEAM COLORS: Silver and Black

1989 RECORD (FINISH): 8-8-0 (3rd, AFC West)

'89 SCORING LEADER: Jeff Jaeger, 103 points.

'89 RUSHING LEADER: Bo Jackson, 173 att., 950 yds., 5.5 avg., 4 TDs.

'89 PASSING LEADER: Steve Beuerlein, 108-of-217, 49.8%, 1,677 yds., 13 TDs, 9 ints., 78.4 rating.

'89 RECEIVING LEADER: Mervyn Fernandez, 57 for 1,069 yds., 18.8 avg., 9 TDs.

'89 INTERCEPTION LEADER: Eddie Anderson, 5.

'89 SACK LEADER: Greg Townsend, 10.5.

SERIES RESULTS: Seattle 14, L.A. Raiders 10

1977 — at Oakland 44, Seattle 7

1978 — at Seattle 27, Oakland 7

Seattle 17, at Oakland 16

1979 — at Seattle 27, Oakland 10

Seattle 29, at Oakland 24

1980 — at Oakland 33, Seattle 14

Oakland 19, at Seattle 17

1981 — at Oakland 20, Seattle 10

Oakland 32, at Seattle 31

1982 — at L.A. Raiders 28, Seattle 23

1983 — at Seattle 38, L.A. Raiders 36

Seattle 34, at L.A. Raiders 21



1984 — at L.A. Raiders 28, Seattle 14

at Seattle 17, L.A. Raiders 14

1985 — at Seattle 33, L.A. Raiders 3

at L.A. Raiders 13, Seattle 3

1986 — at L.A. Raiders 14, Seattle 10

at Seattle 37, L.A. Raiders 0

1987 — Seattle 35, at L.A. Raiders 13

L.A. Raiders 37, at Seattle 14

1988 — at Seattle 35, L.A. Raiders 27

Seattle 43, at L.A. Raiders 37

1989 — Seattle 24, at L.A. Raiders 20

at Seattle 23, L.A. Raiders 17

CINCINNATI BENGALS

Mon., Oct. 1, Kingdome

6:00 p.m.

ADDRESS: 200 Riverfront Stadium

Cincinnati, OH 45202

PHONE: (513) 621-3500

CHAIRMAN OF THE BOARD: Austin E. Knowlton

VICE PRESIDENT/GENERAL MANAGER: Paul Brown

HEAD COACH (CAREER RECORD): Sam Wyche (49-46-0)

ASSISTANT COACHES: Jim Anderson, Marv Baden, Dana Bible, Bill Johnson, Dick Lebeau, Jim McNally, Dick Selcer, Mike Stock, Chuck Studley, Kim Wood

PUBLIC RELATIONS DIRECTOR: Al Heim

STADIUM (CAPACITY): Riverfront Stadium (59,755)

TEAM COLORS: Orange, Black, and White

1989 RECORD (FINISH): 8-8-0 (4th, AFC Central)

'89 SCORING LEADER: Jim Breech, 73 points.

'89 RUSHING LEADER: James Brooks, 221 att., 1,239 yds., 5.6 avg., 7 TDs.

'89 PASSING LEADER: Boomer Esiason, 258-of-455, 56.7%, 3,525 yds., 28 TDs, 11 ints., 92.1 rating.



'89 RECEIVING LEADER: Tim McGee, 65 for 1,211 yds., 24.0 avg., 8 TDs.

'89 INTERCEPTION LEADER: David Fulcher, 8.

'89 SACK LEADER: Jason Buck, 6.

SERIES RESULTS: Cincinnati 5, Seattle 3

1977 — at Cincinnati 42, Seattle 20

1981 — at Cincinnati 27, Seattle 21

1982 — at Cincinnati 24, Seattle 10

1984 — Seattle 26, at Cincinnati 6

1985 — Seattle 28, at Cincinnati 24

1986 — at Cincinnati 34, Seattle 7

1987 — Cincinnati 17, at Seattle 10

1989 — Seattle 24, at Cincinnati 17

NEW ENGLAND PATRIOTS

Sun., Oct. 7, Foxboro Stadium

10:00 a.m.

ADDRESS: Foxboro Stadium

Route 1

Foxboro, MA 02035

PHONE: (508) 543-7911

CHAIRMAN: Victor K. Kiam II

GENERAL MANAGER: Pat Sullivan

HEAD COACH (CAREER RECORD): Rod Rust (1st Season)

ASSISTANT COACHES: Don Blackmon, Steve Crosby, Bobby Grier, Rod Humenuik, Dale Lindsey, Steve Nelson, John Polonchek, Jimmy Raye, Jerry Simmons, Charlie Sumner, Richard Wood

DIRECTOR OF PUBLICITY: Jim Oldham

STADIUM (CAPACITY): Foxboro Stadium (60,890)

TEAM COLORS: Red, White, and Blue

1989 RECORD (FINISH): 5-11-0 (4th, AFC East)

'89 SCORING LEADER: Greg Davis, 61 points.

'89 RUSHING LEADER: John Stephens, 244 att., 833 yds., 3.4 avg., 7 TDs.

'89 PASSING LEADER: Steve Grogan, 133-of-261, 51.0%, 1,697 yds., 9 TDs, 14 ints., 60.8 rating.

'89 RECEIVING LEADER: Eric Sievers, 54 for 615 yds., 11.4 avg., 0 TDs.

'89 INTERCEPTION LEADER: Maurice Hurst, 5.

'89 SACK LEADER: Brent Williams, 8.

SERIES RESULTS: New England 6, Seattle 3

1977 — at New England 31, Seattle 0

1980 — New England 37, at Seattle 31

1982 — New England 16, at Seattle 0

1983 — at Seattle 24, New England 6


1984 — at New England 38, Seattle 23

1985 — New England 20, at Seattle 13

1986 — Seattle 38, at New England 31

1988 — at New England 13, Seattle 7

1989 — Seattle 24, at New England 3



KANSAS CITY CHIEFS

Sun., Oct. 21, Kingdome

1:00 p.m.

Sun., Nov. 11, Arrowhead

Stadium, 10:00 a.m.

ADDRESS: One Arrowhead Drive

Kansas City, MO 64129

PHONE: (816) 924-9300

PRESIDENT/GENERAL MANAGER & COO: Carl Peterson

HEAD COACH (CAREER RECORD): Marty Schottenheimer (52-34-1)


ASSISTANT COACHES: Bruce Arians, Russ Ball, Bill Cowher, Tony Dungy, Jim Erkenbeck, Howard Mudd, Joe Pendry, Tom Pratt, Dave Redding, Al Saunders, Kurt Schottenheimer, Darvin Wallis

PUBLIC RELATIONS DIRECTOR: Bob Moore

STADIUM (CAPACITY): Arrowhead Stadium (78,067)

TEAM COLORS: Red, Gold, and White

1989 RECORD (FINISH): 8-7-1 (2nd, AFC West)



'89 SCORING LEADER: Nick Lowery, 106 points.

'89 RUSHING LEADER: Christian Okoye, 370 att., 1,480 yds., 4.0 avg., 12 TDs.

'89 PASSING LEADER: Steve DeBerg, 196-of-324, 60.5%, 2,529 yds., 11 TDs, 16 ints., 75.8 rating.

'89 RECEIVING LEADER: Stephone Paige, 44 for 759 yds., 17.3 avg., 2 TDs.

'89 INTERCEPTION LEADER: Albert Lewis, Kevin Ross, 4.

'89 SACK LEADER: Derrick Thomas, 10.

SERIES RESULTS: Kansas City 13, Seattle 10

1977 — Seattle 34, at Kansas City 31	1984 — at Seattle 45, Kansas City 0
1978 — Seattle 13, at Kansas City 10	at Kansas City 34, Seattle 7
at Seattle 23, Kansas City 19	1985 — at Kansas City 28, Seattle 7
1979 — Kansas City 24, at Seattle 6	at Seattle 24, Kansas City 6
at Kansas City 37, Seattle 21	1986 — at Seattle 23, Kansas City 17
1980 — Seattle 17, at Kansas City 16	at Kansas City 27, Seattle 7
Kansas City 31, at Seattle 30	1987 — at Seattle 43, Kansas City 14
1981 — Kansas City 20, at Seattle 14	at Kansas City 41, Seattle 20
at Kansas City 40, Seattle 13	1988 — at Seattle 31, Kansas City 10
1983 — at Kansas City 17, Seattle 13	at Kansas City 27, Seattle 24
(OT) at Seattle 51, Kansas City 48	1989 — Kansas City 20, at Seattle 16
	at Kansas City 20, Seattle 10

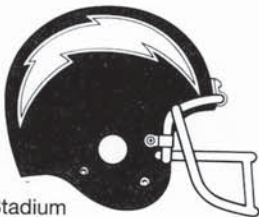
SAN DIEGO CHARGERS

Sun., Nov. 4, Kingdome

1:00 p.m.

Sun., Nov. 25, Jack Murphy

Stadium, 5:00 p.m.



ADDRESS: San Diego Jack Murphy Stadium

P.O. Box 20666

San Diego, CA 92120

PHONE: (619) 280-2111

CHAIRMAN OF THE BOARD/PRESIDENT: Alex G. Spanos

GENERAL MANAGER: Bobby Beathard

HEAD COACH (CAREER RECORD): Dan Henning (28-51-1)

ASSISTANT COACHES: Gunther Cunningham, Alex Gibbs, Mike Haluchak, Bobby Jackson, Charlie Joiner, Ron Lynn, Joe Mad-den, LeCharls McDaniel, Jim Mora, Larry Pasquale, Ted Tollner, Ed White

PUBLIC RELATIONS DIRECTOR: Bill Johnston

STADIUM (CAPACITY): San Diego Jack Murphy Stadium (60,750)

TEAM COLORS: Navy Blue, White, and Gold

1989 RECORD (FINISH): 6-10-0 (5th, AFC West)

'89 SCORING LEADER: Chris Bahr, 80 points.

'89 RUSHING LEADER: Marion Butts, 170 att., 683 yds., 4.0 avg., 9 TDs.

'89 PASSING LEADER: Jim McMahon, 176-of-318, 55.3%, 2,132 yds., 10 TDs, 10 ints., 73.5 rating.

'89 RECEIVING LEADER: Anthony Miller, 75 for 1,252 yds., 16.7 avg., 10 TDs.

'89 INTERCEPTION LEADER: Gill Byrd, 7.

'89 SACK LEADER: Lee Williams, 14.

SERIES RESULTS: Seattle 12, San Diego 10

1977 — San Diego 30, at Seattle 28	1984 — at Seattle 31, San Diego 17
1978 — San Diego 24, at Seattle 20	Seattle 24, at San Diego 0
at San Diego 37, Seattle 10	1985 — Seattle 49, at San Diego 35
1979 — San Diego 33, at Seattle 16	at Seattle 26, San Diego 21
at San Diego 20, Seattle 10	1986 — at Seattle 33, San Diego 7
1980 — San Diego 34, at Seattle 13	Seattle 34, at San Diego 24
at San Diego 21, Seattle 14	1987 — at Seattle 34, San Diego 3
1981 — at San Diego 24, Seattle 10	1988 — at San Diego 17, Seattle 6
at Seattle 44, San Diego 23	at Seattle 17, San Diego 14
1983 — at Seattle 34, San Diego 31	1989 — Seattle 17, at San Diego 16
at San Diego 28, Seattle 21	at Seattle 10, San Diego 7

MINNESOTA VIKINGS

Sun., Nov. 18, Kingdome

1:00 p.m.

ADDRESS: 9520 Viking Drive

Eden Prairie, MN 55344

PHONE: (612) 828-6500

CHAIRMAN OF THE BOARD: John Skoglund

GENERAL MANAGER: Mike Lynn

HEAD COACH (CAREER RECORD): Jerry Burns (38-25-0)

ASSISTANT COACHES: Tom Batta, Maxie Baughan, Jerry Brown, John Brunner, John Michels, Tom Moore, Floyd Peters, Dick Rehbein, Bob Schnelker, Marc Trestman, Paul Wiggin

DIRECTOR OF PUBLIC RELATIONS: Merrill Swanson

STADIUM (CAPACITY): Hubert H. Humphrey Metrodome (63,000)

TEAM COLORS: Purple, Gold, and White

1989 RECORD (FINISH): 10-6-0 (1st, NFC Central). Lost NFC Divisional Playoffs to San Francisco, 41-13.

'89 SCORING LEADER: Rich Karlis, 120 points.

'89 RUSHING LEADER: Herschel Walker, 169 att., 669 yds., 4.0 avg., 5 TDs.

'89 PASSING LEADER: Wade Wilson, 194-of-362, 53.6%, 2,543 yds., 9 TDs, 12 ints., 70.5 rating.

'89 RECEIVING LEADER: Anthony Carter, 65 for 1,066 yds., 16.4 avg., 4 TDs.

'89 INTERCEPTION LEADER: Joey Browner, 5.

'89 SACK LEADER: Chris Doleman, 21.

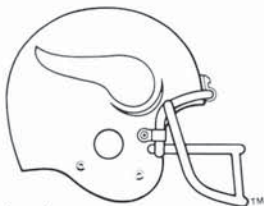
SERIES RESULTS: Seattle 3, Minnesota 1

1976 — at Minnesota 27, Seattle 21

1984 — Seattle 20, at Minnesota 12

1978 — at Seattle 29, Minnesota 28

1987 — at Seattle 28, Minnesota 17



HOUSTON OILERS

Sun., Dec. 2, Kingdome

1:00 p.m.

ADDRESS: 6910 Fannin Street

3rd Floor

Houston, TX 77030

PHONE: (713) 797-9111

OWNER/PRESIDENT: Bud Adams

EXECUTIVE VICE PRESIDENT/GENERAL MANAGER: Mike Holovak

HEAD COACH (CAREER RECORD): Jack Pardee (44-46-0)

ASSISTANT COACHES: Jim Eddy, Kevin Gilbride, Frank Novak, Chris Palmer, Richard Smith, Jim Stanley, Pat Thomas, Steve Watterson, Bob Young

DIRECTOR OF MEDIA SERVICES: Chip Namias

STADIUM (CAPACITY): The Astrodome (61,000)

TEAM COLORS: Columbia Blue, Scarlet, and White

1989 RECORD (FINISH): 9-7-0 (T2nd, AFC Central). Lost AFC First-Round Playoff Game to Pittsburgh, 26-23 (OT).

'89 SCORING LEADER: Tony Zendejas, 115 points.

'89 RUSHING LEADER: Alonzo Highsmith, 128 att., 531 yds., 4.1 avg., 4 TDs.

'89 PASSING LEADER: Warren Moon, 280-of-464, 60.3%, 3,631 yds., 23 TDs, 14 ints., 88.9 rating.

'89 RECEIVING LEADER: Drew Hill, 66 for 938 yds., 14.2 avg., 8 TDs.

'89 INTERCEPTION LEADER: Steve Brown, 5.

'89 SACK LEADER: Ray Childress, 8.5.

SERIES RESULTS: Seattle 3, Houston 3

1977 — Houston 22, at Seattle 10


1981 — at Houston 35, Seattle 17

1979 — at Seattle 34, Houston 14

1982 — at Houston 23, Seattle 21

1980 — Seattle 26, at Houston 7

1988 — at Seattle 27, Houston 24



GREEN BAY PACKERS

Sun., Dec. 9, Milwaukee

County Stadium, 10:00 a.m.

ADDRESS: 1265 Lombardi Avenue

Green Bay, WI 54307

PHONE: (414) 494-2351

CHAIRMAN OF THE BOARD: Robert J. Parins

PRESIDENT/CEO: Robert Harlan

HEAD COACH (CAREER RECORD): Lindy Infante (14-18-0)

ASSISTANT COACHES: Greg Blache, Hank Bullough, Joe Clark, Charlie Davis, Wayne Geis, Dick Jauron, Virgil Knight, Richard Moseley, Willie Peete, Howard Tippet

DIRECTOR OF PUBLIC RELATIONS: Lee Rempel

STADIUM (CAPACITY): Lambeau Field (57,095)

Milwaukee County Stadium (56,051)

TEAM COLORS: Dark Green, Gold, and White

1989 RECORD (FINISH): 10-6-0 (T1st, NFC Central). Lost playoff berth on tie-breaker.

'89 SCORING LEADER: Chris Jacke, 108 points.

'89 RUSHING LEADER: Brent Fullwood, 204 att., 821 yds., 4.0 avg., 5 TDs.

'89 PASSING LEADER: Don Majkowski, 353-of-599, 58.9%, 4,318 yds., 27 TDs, 20 ints., 82.3 rating.

'89 RECEIVING LEADER: Sterling Sharpe, 90 for 1,423 yds., 15.8 avg., 12 TDs.

'89 INTERCEPTION LEADER: Dave Brown, 6.

'89 SACK LEADER: Tim Harris, 19.5.

SERIES RESULTS: Green Bay 3, Seattle 2

1976 — Green Bay 27, Seattle 20*

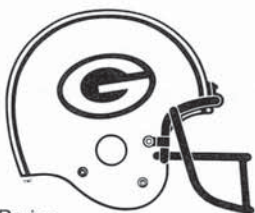
1984 — Seattle 30, Green Bay 24*

1978 — Green Bay 45, Seattle 28*

1987 — at Seattle 24, Green Bay 13

1981 — at Green Bay 34, Seattle 24

*at Milwaukee



MIAMI DOLPHINS

Sun., Dec. 16, Joe Robbie

Stadium, 10:00 a.m.

ADDRESS: Joe Robbie Stadium

2269 N.W. 199th St.

Miami, FL 33056

PHONE: (305) 620-5000

PRESIDENT: Timothy J. Robbie

EXECUTIVE VP/GENERAL MANAGER: Eddie J. Jones

HEAD COACH (CAREER RECORD): Don Shula (269-119-6)

ASSISTANT COACHES: George Hill, Tony Nathan, Tom Olivadotti, Mel Phillips, John Sandusky, Larry Seiple, Dan Sekanovich, Gary Stevens, Carl Taseff, Junior Wade, Mike Westhoff

DIRECTOR OF PUBLIC RELATIONS: Harvey Greene

STADIUM (CAPACITY): Joe Robbie Stadium (73,000)

TEAM COLORS: Aqua, Coral, and White

1989 RECORD (FINISH): 8-8-0 (T3rd, AFC East)

'89 SCORING LEADER: Pete Stoyanovich, 95 points.

'89 RUSHING LEADER: Sammy Smith, 200 att., 659 yds., 3.3 avg., 6 TDs.

'89 PASSING LEADER: Dan Marino, 308-of-550, 56.0%, 3,997 yds., 24 TDs, 22 ints., 76.9 rating.

'89 RECEIVING LEADER: Mark Clayton, 64 for 1,011 yds., 15.8 avg., 9 TDs.

'89 INTERCEPTION LEADER: Louis Oliver, 4.

'89 SACK LEADER: Jeff Cross, 10.

SERIES RESULTS: Miami 2, Seattle 1

1977 — at Miami 31, Seattle 13

1987 — at Seattle 24, Miami 20

1979 — at Miami 19, Seattle 10



DETROIT LIONS

Sun., Dec. 30, Kingdome
1:00 p.m.



ADDRESS: 1200 Featherstone Road
Pontiac, MI 48342

PHONE: (313) 335-4131

OWNER/PRESIDENT: William Clay Ford

EXECUTIVE VICE PRESIDENT/COO: Chuck Schmidt

HEAD COACH (CAREER RECORD): Wayne Fontes (9-12-0)

ASSISTANT COACHES: Mouse Davis, Len Fontes, Frank Gansz, June Jones, Lamar Leachman, Dave Levy, Billie Matthews, Herb Paterra, Charlie Sanders, Jerry Wampfler, Woody Widenhofer

PUBLIC RELATIONS DIRECTOR: Bill Keenist

STADIUM (CAPACITY): Silverdome (80,500)

TEAM COLORS: Honolulu Blue, and Silver

1989 RECORD (FINISH): 7-9-0 (3rd, NFC Central)

'89 SCORING LEADER: Ed Murray, 96 points.

'89 RUSHING LEADER: Barry Sanders, 280 att., 1,470 yds., 5.3 avg., 14 TDs.

'89 PASSING LEADER: Bob Gagliano, 117-of-232, 50.4%, 1,671 yds., 6 TDs, 12 ints., 61.1 rating.

'89 RECEIVING LEADER: Richard Johnson, 70 for 1,091 yds., 15.6 avg., 8 TDs.

'89 INTERCEPTION LEADER: Jerry Holmes, 6.

'89 SACK LEADER: Mike Cofer, 9.5.

SERIES RESULTS: Seattle 3, Detroit 1

1976 — Detroit 41, at Seattle 14

1984 — at Seattle 38, Detroit 17

1978 — at Seattle 28, Detroit 16

1987 — Seattle 37, at Detroit 14

RADIO NETWORK


KIRO Newsradio 71 with Pete Gross, Steve Raible and Wayne Cody handling commentary begin their 15th season as the Seahawks flagship station.

The following radio stations comprise the Seahawks 1990 Radio Network as of July 15: KBRC, Mt. Vernon; KONA, Tri-Cities; KONP, Port Angeles; KXLY, Spokane; KIT, Yakima; KPUG, Bellingham; KUJ, Walla Walla; KVAC, Forks; KQQQ, Pullman; KXRO, Aberdeen; KXLE, Ellensburg; KGY, Olympia; KBSN, Moses Lake; KITI, Chehalis; KLOG, Kelso; KCVL, Colville; KVAN, Vancouver; KAPA, Raymond; KEYG, Grand Coulee; KOMW, Omak; KPQ, Wenatchee; KMAS, Shelton.

KFXX, Portland, OR; KSHR, Coquille, OR; KAST, Astoria, OR; KIHR, Hood River, OR; KPRB, Bend, OR; KRKT, Albany, OR; KTDO, Toledo, OR; KUIK, Hillsboro, OR; KZAM, Eugene, OR; KCMX, Medford, OR; KYKN, Salem, OR; KRLC, Lewiston, ID; KGEM, Boise, ID; KERR, Polson, MT; KGRZ, Missoula, MT; KATL, Miles City, MT; KVOK, Kodiak, AK; KYAK, Anchorage, AK; KTKN, Ketchikan, AK; KIFW, Sitka, AK; KRSA, Petersburg, AK; KINY, Juneau, AK; KIAK, Fairbanks, AK; KICY, Nome, AK.

PRONUNCIATION GUIDE

Ahrens	AIR-ns	Mattes	MATT-ess
Bednarz	bed-NARZ	Millard	MILL-ard
Comeaux	COMO	Obee	O-bee
Feasel	FEE-zel	Parquet	Par-KAY
Gromos	GROW-mose	Ridgle	RI-gell
Krieg	CRAIG	Stouffer	STOFF-er
Luville	Lu-VILLE		



1989 STATISTICS

1989 FINAL STATISTICS

Regular Season 7-9

Sept. 10	L	7	at Philadelphia	31	64,287
Sept. 17	L	24	Phoenix	34	60,444
Sept. 24	W	24	at New England	3	48,025
Oct. 1	W	24	at L.A. Raiders	20	44,319
Oct. 8	L	16	Kansas City	20	60,715
Oct. 15	W	17	at San Diego	16	50,079
Oct. 22	L	21	Denver (OT)	24	62,353
Oct. 29	W	10	San Diego	7	59,691
Nov. 5	L	10	at Kansas City	20	54,489
Nov. 12	L	7	Cleveland	17	58,978
Nov. 19	L	3	at N.Y. Giants	15	75,014
Nov. 26	L	14	at Denver	41	75,117
Dec. 4	W	17	Buffalo	16	57,682
Dec. 10	W	24	at Cincinnati	17	54,744
Dec. 17	W	23	L.A. Raiders	17	61,076
Dec. 23	L	0	Washington	29	60,294

Team Statistics

	Seahawks	Opponents
TOTAL FIRST DOWNS	290	293
Rushing	86	119
Passing	180	158
Penalty	24	16
3rd Down: Made/Att.	85/211 40.3%	89/213 41.8%
4th Down: Made/Att.	8/17 47.1%	5/16 31.3%
TOTAL NET YARDS	4596	5215
Avg. Per Game	287.3	325.9
Total Plays	1010	997
Avg. Per Play	4.6	5.2
NET YARDS RUSHING	1392	2118
Avg. Per Game	87.0	132.4
Total Rushes	405	520
NET YARDS PASSING	3204	3097
Avg. Per Game	200.3	193.6
Tackled/Yards Lost	46/379	32/235
Gross Yards	3583	3332
Attempts/Completions	559/316	445/252
Pct. of Completion	56.5	56.6
Had Intercepted	23	9
PUNTS/AVERAGE	76/39.4	74/39.2
NET PUNTING AVERAGE	32.9	33.9
PENALTIES/YARDS	79/738	118/809
FUMBLES/BALL LOST	43/14	26/13
TOUCHDOWNS	28	37
Rushing	5	11
Passing	21	23
Returns	2	3
TIME OF POSSESSION (AVG.)	29:20	30:40

Score by Periods	1	2	3	4	OT	Total
Seahawks Total	72	60	41	68	0	241
Opponents Total	81	80	86	77	3	327

Punting	No.	Yds.	Avg.	TB	In 20	LG	Blk.
Rodriguez	75	2995	39.9	8	17	59	1
Seahawks Total	76	2995	39.4	8	17	59	1
Opponents Total	74	2902	39.2	7	21	60	0

Passing	Att.	Comp.	Yards	Pct.	Avg./Att.
Krieg	499	286	3309	57.3	6.63
Stouffer	59	29	270	49.2	4.58
Rodriguez	1	1	4	100.0	4.00
Seahawks Total	559	316	3583	56.5	6.41
Opponents Total	445	252	3332	56.6	7.49

Rushing	Att.	Yds.	Avg.	LG	TD
Warner	194	631	3.3	34	3
Williams	146	499	3.4	21	1
Krieg	40	160	4.0	18	0
Fenner	11	41	3.7	9	1
Harmon	1	24	24.0	24	0
Harris	8	23	2.9	8	0
Stouffer	2	11	5.5	9	0
Blades	1	3	3.0	3	0
Kemp	1	0	0.0	0	0
Rodriguez	1	0	0.0	0	0
Seahawks Total	405	1392	3.4	34	5
Opponents Total	520	2118	4.1	38	11

Receiving	No.	Yds.	Avg.	LG	TD
Blades	77	1063	13.8	t60	5
Williams	76	657	8.6	t51	6
Skansi	39	488	12.5	26	5
Largent	28	403	14.4	33	3
Clark	25	260	10.4	28	1
Warner	23	153	6.7	24	1
Tyler	14	148	10.6	27	0
McNeal	9	147	16.3	48	0
Chadwick	8	95	11.9	19	0
Kane	7	94	13.4	20	0
Harris	3	26	8.7	11	0
Fenner	3	23	7.7	9	0
Bouyer	1	9	9.0	9	0
J. Jones	1	8	8.0	8	0
Feasel	1	5	5.0	5	0
Glasgow	1	4	4.0	4	0
Seahawks Total	316	3583	11.3	t60	21
Opponents Total	252	3332	13.2	69	23

Scoring	TDR	TDP	TDRt	PAT	FG	S	Pts.
N. Johnson	0	0	0	27-27	15-25	0	72
Williams	1	6	0	0-0	0-0	0	42
Blades	0	5	0	0-0	0-0	0	30
Skansi	0	5	0	0-0	0-0	0	30
Warner	3	1	0	0-0	0-0	0	24
Largent	0	3	0	1-1	0-0	0	19
Clark	0	1	0	0-0	0-0	0	6
Fenner	1	0	0	0-0	0-0	0	6
Glasgow	0	0	1	0-0	0-0	0	6
Jefferson	0	0	1	0-0	0-0	0	6
Seahawks Total	5	21	2	28-28	15-25	0	241
Opponents Total	11	23	3	35-37	22-32	2	327

Interceptions	No.	Yds.	Avg.	LG	TD
Robinson	5	24	4.8	20	0
Harper	2	15	7.5	15	0
J. Johnson	1	18	18.0	18	0
Comeaux	1	0	0.0	0	0
Seahawks Total	9	57	6.3	20	0
Opponents Total	23	248	10.8	t30	2

TD	Pct. TD	Int.	Pct. Int.	LG	Lost/Att.	Rating
21	4.2	20	4.0	t60	37/289	74.8
0	0.0	3	5.1	29	9/90	40.9
0	0.0	0	0.0	4	0/0	83.3
21	3.8	23	4.1	t60	46/379	71.3
23	5.2	9	2.0	69	32/235	89.3

Kickoff Returns	No.	Yds.	Avg.	LG	TD
Jefferson	22	511	23.2	t97	1
Harris	18	334	18.6	25	0
Hollis	15	247	16.5	30	0
Harmon	6	84	14.0	19	0
Clark	1	31	31.0	31	0
McNeal	1	17	17.0	17	0
Woods	1	13	13.0	13	0
Comeaux	1	9	9.0	9	0
Seahawks Total	65	1246	19.2	t97	1
Opponents Total	44	814	18.5	37	0

Punt Returns	No.	FC	Yds.	Avg.	LG	TD
Hollis	18	7	164	9.1	21	0
Jefferson	12	10	87	7.3	19	0
Seahawks Total	30	17	251	8.4	21	0
Opponents Total	41	12	334	8.1	49	0

Field Goals	1-19	20-29	30-39	40-49	50+	Total
N. Johnson	1-1	6-7	3-4	4-8	1-5	15-25
Seahawks Total	1-1	6-7	3-4	4-8	1-5	15-25
Opponents Total	1-1	10-13	8-10	3-7	0-1	22-32

N. Johnson FGs: () (48N, 39G) (23G) (24N, 48G) (37G, 26G, 37G) (50G) (40N) (27G, 53N, 49N, 52N) (18G) () (35N, 42G) () (29G, 50N, 53N) (41N, 48G) (29G, 25G, 43G) ()

Opponents FGs: (23G, 33N) () (35G) (45G, 28G, 23N) (39G, 25G) (29G, 51N) (46N, 46N, 27N, 27G) () (34G, 32N, 33G) (29G) (27N, 32G, 32G) (30G, 25G) (32G, 40G, 43G, 48N) (24G) (19G) (29G, 27G, 42N)

DEFENSIVE STATISTICS

(according to unofficial press box statistics)

Tackles — Robinson 102, Wyman 98, Glasgow 97, Nash 92, Comeaux 88, Bryant 68, Woods 57, Green 47, Hunter 47, Jenkins 46, Harper 45, Porter 37, M.L. Johnson 26, Jefferson 24, Hart 18, Maxwell 18, Moyer 15, Franklin 13, Bosworth 12, J. Johnson 7, Mitz 7, Cain 6, Hollis 4.

Sacks — Porter 10.5, Nash 8.0, Bryant 3.5, Green 3.0, Woods 3.0, Hart 2.0, Hunter 1.0, Mitz 1.0.

Fumble Recoveries — Glasgow 4, M.L. Johnson 2, Comeaux 1, Green 1, Harper 1, Jefferson 1.

Forced Fumbles — Porter 4, Nash 3, Bryant 2, Jenkins 2, Robinson 2, Wyman 2, Hunter 1, Maxwell 1, Moyer 1, Woods 1.

Blocked Field Goals — Nash 3.

PATs — Bryant 1, Green 1.

Special Teams Tackles — Porter 13, Stephens 10, Miller 9, Glasgow 7, Hollis 6, Hunter 6, M.L. Johnson 6, Wyman 6, Robinson 5, Cain 4, Harper 4, Jenkins 4, Mitz 4, Comeaux 3, Harris 2, N. Johnson 2, Le Bel 2, McNeal 2, Moyer 2, Jefferson 1, Maxwell 1, Woods 1.

Special Teams Fumble Recoveries — Glasgow 1, Jenkins 1.

Special Teams Forced Fumbles — Porter 1.

Average Drive Starting Position: Seattle 27.4
Opponents 33.2

1989 ATTENDANCE SUMMARY

Total Preseason Attendance:	205,252	(51,313 avg.)
2 Home Games:	114,470	(57,235 avg.)
2 Road Games:	90,782	(45,391 avg.)
Total Regular Season Attendance:	947,307	(59,207 avg.)
8 Home Games:	481,233	(60,154 avg.)
8 Road Games:	466,074	(58,259 avg.)
1989 Total Attendance (20 Games):	1,152,559	(57,628 avg.)
1989 Total Home Attendance (10 Games):	595,703	(59,570 avg.)
1989 Total Road Attendance (10 Games):	556,856	(55,686 avg.)

1989 INDIVIDUAL HONORS

BRIAN BLADES

AFC Pro Bowl Squad
Marcus Nalley Trophy (Seahawks Most Valuable Player)
UPI Second-Team All-AFC

JACOB GREEN

Defensive Captain

ANDY HECK

Pro Football Weekly First-Team All-Rookie (Unanimous Selection)
Football Digest First-Team All-Rookie
College and Pro Football Newsweekly First-Team All-Rookie
UPI First-Team All-Rookie
Pro Football Writers Association First-Team All-Rookie

DAVE KRIEG

AFC Pro Bowl Squad

STEVE LARGENT

Offensive Captain
NFL All-Decade Of The 80's First-Team
Pro Football Weekly First-Team All-1980's
AFC Offensive Player of Week 14 (at Cincinnati)
First Steve Largent Award winner
First Seahawks Ring of Honor inductee

TRAVIS McNEAL

Pro Football Weekly First-Team All-Rookie
Pro Football Writers Association First-Team All-Rookie

RUFUS PORTER

AFC Pro Bowl Squad
Sports Illustrated First-Team All-NFL
Pro Football Weekly First-Team All-NFL
Pro Football Weekly First-Team All-AFC
Seattle P-I Sports Star of the Year Nominee

JOHN L. WILLIAMS

AFC Offensive Player for the Month of December



PRESEASON

Seattle 16, Phoenix 10 (OT) August 11, Sun Devil Stadium

Seattle	0	3	7	0	6 — 16
Phoenix	3	0	0	7	0 — 10

PHX — Del Greco 26 FG

SEA — Howfield 39 FG

SEA — Fenner 1 run (Howfield kick)

PHX — Langley 10 pass from Tupa (Del Greco kick)

SEA — Clark 50 pass from Kemp (No PAT attempted)

Att. — 37,158

TEAM STATISTICS

	SEA	PHX
First Downs	12	17
Third Down Efficiency	4-17 23.5%	2-16 12.5%
Total Net Yards	254	229
Net Yards Rushing	75	59
Net Yards Passing	179	170
Att-Comp-Int	37-16-1	47-20-4
Punts-Average	11-37.0	8-45.8
Penalties-Yards	10-80	7-70
Fumbles-Lost	1-0	1-0
Field Goals-Attempts	1-3	1-2
Time of Possession	31:05	30:01

INDIVIDUAL LEADERS

Rushing

SEA — Harmon 8 for 26; Harris 6 for 25; Fenner 7 for 14, 1 TD.

PHX — Jordan 8 for 16; Ferrell 4 for 15; Tupa 2 for 12.

Passing

SEA — Kemp 7 of 16 for 143, 1 TD, 1 int.; Stouffer 9 of 21 for 66, 0 TDs, 0 ints.

PHX — Tupa 12 of 27 for 108, 1 TD, 1 int.; Hogeboom 8 of 20 for 70, 0 TDs, 3 ints.

Receiving

SEA — Harmon 6 for 59; Kane 4 for 37; Clark 3 for 96, 1 TD.

PHX — Jordan 4 for 47; Jones 3 for 31; Holmes 2 for 25; Smith 2 for 20.

New England 17, Seattle 12 August 19, Busch Stadium, St. Louis, Missouri

Seattle	0	6	6	0 — 12
New England	0	7	10	0 — 17

NE — Morgan 14 pass from Eason (Staurovsky kick)

SEA — Harmon 7 pass from Krieg (bad snap)

NE — Staurovsky 52 FG

SEA — Harper 58 interception return (bad snap)

NE — Bowman 21 fumble return (Staurovsky kick)

Att. — 48,746

TEAM STATISTICS

	SEA	NE
First Downs	12	17
Third Down Efficiency	7-15 46.7%	8-17 47.1%
Total Net Yards	197	283
Net Yards Rushing	46	80
Net Yards Passing	151	203
Att-Comp-Int	36-19-2	33-22-2
Punts-Average	5-43.2	6-41.0
Penalties-Yards	5-26	8-75
Fumbles-Lost	5-3	2-1
Field Goals-Attempts	0-0	1-1
Time of Possession	22:30	37:30

INDIVIDUAL LEADERS

Rushing

SEA — Harris 4 for 22; Kane 1 for 11; Harmon 5 for 8.

NE — Perryman 15 for 33; Mitchell 5 for 18; Eason 2 for 15.

Passing

SEA — Krieg 9 of 13 for 90, 1 TD, 2 ints.; Stouffer 1 of 5 for -4, 0 TDs, 0 ints.; Kemp 9 of 18 for 93, 0 TDs, 0 ints.

NE — Eason 17 of 26 for 166, 1 TD, 2 ints.; Grogan 5 of 7 for 55, 0 TDs, 0 ints.

Receiving

SEA — Clark 4 for 39; Harmon 3 for 21, 1 TD; Pattison 2 for 32; Bouyer 2 for 25; Weathers 2 for 13.

NE — Martin 4 for 54; Morgan 4 for 43, 1 TD; Mitchell 3 for 41; C. Jones 3 for 36; Sievers 3 for 26.

Seattle 13, Detroit 7

August 25, Kingdome

Detroit	0	0	0	7 — 7
Seattle	3	3	7	0 — 13

SEA — N. Johnson 44 FG

SEA — Howfield 36 FG

SEA — Harris 1 run (N. Johnson kick)

DET — Painter 1 run (Murray kick)

Att. — 55, 829

TEAM STATISTICS

	DET	SEA
First Downs	9	18
Third Down Efficiency	1-11 9.1%	8-18 44.4%
Total Net Yards	151	255
Net Yards Rushing	72	64
Net Yards Passing	79	191
Att-Comp-Int	29-12-0	33-22-1
Punts-Average	8-38.0	5-38.0
Penalties-Yards	11-93	6-63
Fumbles-Lost	0-0	4-2
Field Goals-Attempts	0-1	2-2
Time of Possession	23:47	36:13

INDIVIDUAL LEADERS

Rushing

DET — James 8 for 29; Painter 6 for 27, 1 TD; Gagliano 1 for 8.

SEA — Fenner 12 for 40; Harmon 7 for 27; Williams 6 for 12.

Passing

DET — Peete 7 of 20 for 48, 0 TDs, 0 ints.; Gagliano 5 of 9 for 47, 0 TDs, 0 ints.

SEA — Krieg 14 of 20 for 126, 0 TDs, 1 int.; Stouffer 7 of 11 for 84, 0 TDs, 0 ints.; Kemp 1 of 2 for 5, 0 TDs, 0 ints.

Receiving

DET — Painter 4 for 33; eight with 1.

SEA — Skansi 4 for 64; Blades 4 for 38; Largent 4 for 32.

Seattle 28, San Francisco 17

September 1, Kingdome

San Francisco 0 10 7 0 — 17

Seattle 7 0 14 7 — 28

SEA — Warner 1 run (N. Johnson kick)

SF — Cofer 35 FG

SF — Rice 30 pass from Montana (Cofer kick)

SEA — Glasgow 71 blocked FG return (N. Johnson kick)

SF — Sydney 1 run (Cofer kick)

SEA — Clark 6 pass from Stouffer (N. Johnson kick)

SEA — Fenner 15 run (N. Johnson kick)

Att. — 58,641

TEAM STATISTICS

	SF	SEA
First Downs	24	20
Third Down Efficiency	3-9 33.3%	6-12 50.0%
Total Net Yards	365	354
Net Yards Rushing	175	229
Net Yards Passing	190	125
Att-Comp-Int	31-21-1	19-12-1
Punts-Average	4-35.3	4-37.0
Penalties-Yards	6-32	9-54
Fumbles-Lost	1-0	0-0
Field Goals-Attempts	1-3	0-0
Time of Possession	29:44	30:16

INDIVIDUAL LEADERS

Rushing

SF — Sydney 14 for 90, 1 TD; Young 4 for 29; Flagler 2 for 19.

SEA — Harris 5 for 82; Fenner 9 for 75, 1 TD; Williams 7 for 37.

Passing

SF — Montana 14 of 17 for 146, 1 TD, 0 ints.; Young 7 of 13 for 67, 0 TDs, 0 ints.; Bono 0 of 1 for 0, 0 TDs, 0 ints.

SEA — Krieg 10 of 14 for 121, 0 TDs, 1 int.; Stouffer 2 of 5 for 10, 1 TD, 0 ints.

Receiving

SF — Rathman 6 for 44; Rice 3 for 59, 1 TD; five with 2.

SEA — Clark 4 for 25, 1 TD; Williams 3 for 30; Largent 2 for 46.

JERSEY RETIREMENT

The Seahawks became the first team in pro sports to retire a uniform number in honor of their fans. The Seahawks retired jersey number 12 prior to the final game of the 1984 regular season in appreciation of the support provided by their fans, the Twelfth Man. The jersey was presented to Mr. and Mrs. Randy Ford of Tukwila who originated the idea to retire a number in honor of the fans.

REGULAR SEASON

Philadelphia 31, Seattle 7

September 10, Veterans Stadium

Seattle	7	0	0	0 — 7
Philadelphia	7	10	7	7 — 31

PHL — Toney 1 run (Zendejas kick)

SEA — Largent 23 pass from Krieg (N. Johnson kick)

PHL — Zendejas 23 FG

PHL — Carter 8 pass from Cunningham (Zendejas kick)

PHL — Quick 8 pass from Cunningham (Zendejas kick)

PHL — Everett 30 interception return (Zendejas kick)

Att. — 64,287

TEAM STATISTICS

	SEA	PHL
First Downs	17	18
Third Down Efficiency	2-12 16.7%	7-15 46.7%
Total Net Yards	270	365
Net Yards Rushing	77	131
Net Yards Passing	193	234
Att-Comp-Int	41-18-3	27-13-0
Punts-Average	8-38.0	6-45.3
Penalties-Yards	11-95	6-52
Fumbles-Lost	1-0	0-0
Field Goals-Attempts	0-0	1-2
Time of Possession	28:54	31:06

INDIVIDUAL LEADERS

Rushing

SEA — Warner 12 for 47; Williams 6 for 24; Harris 1 for 6.

PHL — Higgs 13 for 44; Sherman 6 for 37; Toney 10 for 30, 1 TD.

Passing

SEA — Krieg 15 of 34 for 210, 1 TD, 2 ints.; Stouffer 2 of 6 for 8, 0 TDs, 1 int.; Rodriguez 1 of 1 for 4, 0 TDs, 0 ints.

PHL — Cunningham 13 of 27 for 240, 2 TDs, 0 ints.

Receiving

SEA — Williams 4 for 30; Clark 3 for 63; Tyler 3 for 61; Skansi 3 for 24.

PHL — Quick 6 for 140, 1 TD; Carter 3 for 63, 1 TD; Byars 1 for 16.

Phoenix 34, Seattle 24

September 17, Kingdome

Phoenix	13	0	7	14 — 34
Seattle	0	7	7	10 — 24

PHX — Green 51 pass from Hogeboom (kick blocked)

PHX — Jordan 1 run (Del Greco kick)

SEA — Skansi 3 pass from Krieg (N. Johnson kick)

PHX — J.T. Smith 25 pass from Hogeboom (Del Greco kick)

SEA — Skansi 17 pass from Krieg (N. Johnson kick)

PHX — Green 6 pass from Hogeboom (Del Greco kick)

SEA — N. Johnson 39 FG

PHX — Green 59 pass from Hogeboom (Del Greco kick)

SEA — Blades 5 pass from Krieg (N. Johnson kick)

Att. — 60,144

TEAM STATISTICS

	PHX	SEA
First Downs	25	23
Third Down Efficiency	10-12 83.3%	2-11 18.2%
Total Net Yards	469	346
Net Yards Rushing	171	77
Net Yards Passing	298	269
Att-Comp-Int	24-18-1	43-25-1
Punts-Average	1-46.0	4-39.5
Penalties-Yards	13-90	7-64
Fumbles-Lost	2-1	2-0
Field Goals-Attempts	0-0	1-2
Time of Possession	32:07	27:53

INDIVIDUAL LEADERS

Rushing

PHX — Mitchell 18 for 95; Clark 10 for 42; Wolfley 4 for 15.

SEA — Williams 9 for 36; Krieg 3 for 21; Warner 8 for 20.

Passing

PHX — Hogeboom 18 of 24 for 298, 4 TDs, 1 int.

SEA — Krieg 25 of 43 for 279, 3 TDs, 1 int.

Receiving

PHX — Green 8 for 166, 3 TDs; J.T. Smith 7 for 104, 1 TD; Jones 1 for 14; Mitchell 1 for 10; Awalt 1 for 4.

SEA — Blades 9 for 146, 1 TD; Skansi 6 for 80, 2 TDs; Williams 3 for 4.

Seattle 24, New England 3

September 24, Sullivan Stadium

Seattle 0 21 3 0 — 24

New England 3 0 0 0 — 3

NE — Davis 35 FG

SEA — Clark 27 pass from Krieg (N. Johnson kick)

SEA — Skansi 19 pass from Krieg (N. Johnson kick)

SEA — Williams 10 pass from Krieg (N. Johnson kick)

SEA — N. Johnson 23 FG

Att. — 48,025

TEAM STATISTICS

	SEA	NE
First Downs	17	15
Third Down Efficiency	6-13 46.2%	2-12 16.7%
Total Net Yards	316	219
Net Yards Rushing	157	91
Net Yards Passing	159	128
Att-Comp-Int	24-14-0	33-17-1
Punts-Average	6-42.3	4-41.0
Penalties-Yards	5-49	2-10
Fumbles-Lost	1-0	3-2
Field Goals-Attempts	1-1	1-1
Time of Possession	33:07	26:53

INDIVIDUAL LEADERS

Rushing

SEA — Warner 16 for 65; Williams 17 for 64; Krieg 4 for 28.

NE — Perryman 11 for 46; Dupard 8 for 26; Tatupu 4 for 19.

Passing

SEA — Krieg 14 of 24 for 177, 3 TDs, 0 ints.

NE — Eason 17 of 33 for 147, 0 TDs, 1 int.

Receiving

SEA — Williams 5 for 71, 1 TD; Clark 3 for 51, 1 TD; Warner 2 for 7.

NE — Perryman 5 for 44; Sievers 4 for 43; Jones 2 for 22; Martin 2 for 16; Dawson 2 for 13; Cook 2 for 9.

Seattle 24, Los Angeles Raiders 20 October 1, L.A. Memorial Coliseum

Seattle 7 0 0 17 — 24
LA Raiders 0 10 7 3 — 20

SEA — Williams 14 pass from Krieg (N. Johnson kick)
LA — Jaeger 45 FG
LA — Washington 37 fumble return (Jaeger kick)
LA — Fernandez 36 pass from Schroeder (Jaeger kick)
SEA — Warner 6 run (N. Johnson kick)
SEA — Blades 19 pass from Krieg (N. Johnson kick)
LA — Jaeger 28 FG
SEA — N. Johnson 48 FG
Att. — 44,319

TEAM STATISTICS

	SEA	LA
First Downs	25	16
Third Down Efficiency	9-14 64.3%	1-9 11.1%
Total Net Yards	354	311
Net Yards Rushing	160	114
Net Yards Passing	194	197
Att-Comp-Int	31-22-0	30-16-1
Punts-Average	3-38.3	4-34.3
Penalties-Yards	3-49	8-64
Fumbles-Lost	5-2	2-1
Field Goals-Attempts	1-2	2-3
Time of Possession	36:02	23:58

INDIVIDUAL LEADERS

Rushing

SEA — Warner 21 for 102, 1 TD; Williams 14 for 43; Krieg 5 for 15.
LA — Allen 11 for 65; Smith 4 for 31; Schroeder 1 for 10.

Passing

SEA — Krieg 22 of 31 for 227, 2 TDs, 0 ints.
LA — Schroeder 16 of 30 for 213, 1 TD, 1 int.

Receiving

SEA — Blades 7 for 113, 1 TD; Williams 6 for 34, 1 TD; Clark 4 for 20.
LA — Fernandez 7 for 113, 1 TD; Allen 3 for 31; Dyal 2 for 35; Alexander 2 for 20.

Kansas City 20, Seattle 16 October 8, Kingdome

Kansas City 3 0 7 10 — 20
Seattle 7 9 0 0 — 16

SEA — Jefferson 97 kickoff return (N. Johnson kick)
KC — Lowery 39 FG
SEA — N. Johnson 37 FG
SEA — N. Johnson 26 FG
SEA — N. Johnson 37 FG
KC — Okoye 13 run (Lowery kick)
KC — Lowery 25 FG
KC — Roberts 2 pass from Jaworski (Lowery kick)
Att. — 60,715

TEAM STATISTICS

	KC	SEA
First Downs	17	16
Third Down Efficiency	4-11 36.4%	7-14 50.0%
Total Net Yards	303	288
Net Yards Rushing	199	52
Net Yards Passing	104	236
Att-Comp-Int	18-12-0	36-20-2
Punts-Average	5-42.2	5-37.0
Penalties-Yards	4-34	5-40
Fumbles-Lost	2-1	1-0
Field Goals-Attempts	2-2	3-3
Time of Possession	34:18	25:42

INDIVIDUAL LEADERS

Rushing

KC — Okoye 30 for 156, 1 TD; Heard 4 for 28; Saxon 4 for 15.
SEA — Krieg 3 for 29; Williams 9 for 22; Warner 7 for 1.

Passing

KC — Jaworski 12 of 18 for 104, 1 TD, 0 ints.
SEA — Krieg 20 of 36 for 252, 0 TDs, 2 ints.

Receiving

KC — Harry 3 for 41; Saxon 2 for 13; McNair 2 for 11.
SEA — Skansi 5 for 79; Williams 5 for 32; Blades 4 for 86.

Seattle 17, San Diego 16

October 15, Jack Murphy Stadium

Seattle	10	0	7	0—17
San Diego	7	3	0	6—16

SD — Cox 3 pass from McMahon (Bahr kick)

SEA — Warner 1 run (N. Johnson kick)

SEA — N. Johnson 50 FG

SD — Bahr 29 FG

SEA — Williams 6 pass from Krieg (N. Johnson kick)

SD — Butts 2 run (kick blocked)

Att. — 50,079

TEAM STATISTICS

	SEA	SD
First Downs	15	26
Third Down Efficiency	4-11 36.4%	8-15 53.3%
Total Net Yards	224	362
Net Yards Rushing	85	99
Net Yards Passing	139	263
Att-Comp-Int	24-14-2	39-25-2
Punts-Average	5-39.0	3-40.3
Penalties-Yards	9-87	7-42
Fumbles-Lost	3-1	4-2
Field Goals-Attempts	1-1	1-2
Time of Possession	25:58	34:02

INDIVIDUAL LEADERS

Rushing

SEA — Williams 11 for 54; Warner 13 for 30, 1 TD; Krieg 3 for 1.
SD — Spencer 16 for 49; Butts 6 for 19, 1 TD; McMahon 2 for 16.

Passing

SEA — Krieg 14 of 24 for 139, 1 TD, 2 ints.
SD — McMahon 25 of 39 for 286, 1 TD, 2 ints.

Receiving

SEA — Williams 6 for 53, 1 TD; Blades 3 for 37; Skansi 2 for 23; Tyler 2 for 7.
SD — Miller 7 for 116; Caravello 5 for 38; Walker 3 for 71; Holland 3 for 23; Brinson 3 for 15.

Denver 24, Seattle 21 (OT)

October 22, Kingdome

Denver	0	0	7	14	3 — 24
Seattle	7	7	0	7	0 — 21

SEA — Williams 4 run (N. Johnson kick)

SEA — Williams 6 pass from Krieg (N. Johnson kick)

DEN — Humphrey 1 run (Treadwell kick)

DEN — Kay 2 pass from Elway (Treadwell kick)

SEA — Skansi 24 pass from Krieg (N. Johnson kick)

DEN — Johnson 54 pass from Elway (Treadwell kick)

DEN — Treadwell 27 FG

Att. — 62,353

TEAM STATISTICS

	DEN	SEA
First Downs	15	23
Third Down Efficiency	5-16 31.3%	6-16 37.5%
Total Net Yards	371	363
Net Yards Rushing	55	139
Net Yards Passing	316	224
Att-Comp-Int	35-18-0	38-22-2
Punts-Average	9-35.3	7-31.7
Penalties-Yards	13-84	4-35
Fumbles-Lost	2-1	4-2
Field Goals-Attempts	1-4	0-1
Time of Possession	27:25	40:21

INDIVIDUAL LEADERS

Rushing

DEN — Humphrey 17 for 50, 1 TD; Elway 3 for 3; Alexander 1 for 2.

SEA — Warner 22 for 74; Williams 18 for 62, 1 TD; Krieg 2 for 3.

Passing

DEN — Elway 18 of 35 for 344, 2 TDs, 0 ints.

SEA — Krieg 22 of 38 for 237, 2 TDs, 2 ints.

Receiving

DEN — Young 6 for 137; Jackson 3 for 74; Johnson 3 for 67, 1 TD.

SEA — Blades 6 for 61; Skansi 5 for 81, 1 TD; Williams 5 for 28, 1 TD.

Seattle 10, San Diego 7

October 29, Kingdome

San Diego	0	0	0	7 — 7
Seattle	3	0	0	7 — 10

SEA — N. Johnson 27 FG

SD — Cox 14 pass from McMahon (Bahr kick)

SEA — Blades 21 pass from Krieg (N. Johnson kick)

Att. — 59,691

TEAM STATISTICS

	SD	SEA
First Downs	11	23
Third Down Efficiency	4-12 33.3%	10-19 52.6%
Total Net Yards	195	339
Net Yards Rushing	92	70
Net Yards Passing	103	269
Att-Comp-Int	29-15-1	49-27-2
Punts-Average	8-37.6	4-42.3
Penalties-Yards	13-76	3-25
Fumbles-Lost	2-0	1-0
Field Goals-Attempts	0-0	1-4
Time of Possession	23:38	36:22

INDIVIDUAL LEADERS

Rushing

SD — Butts 7 for 44; Nelson 3 for 31; Spencer 6 for 17.
SEA — Warner 15 for 40; Williams 11 for 27; Blades 1 for 3.

Passing

SD — McMahon 9 of 12 for 82, 1 TD, 0 ints.; Tolliver 6 of 17 for 41, 0 TDs, 1 int.
SEA — Krieg 27 of 49 for 311, 1 TD, 2 ints.

Receiving

SD — Walker 3 for 36; Holland 2 for 20; Cox 2 for 15, 1 TD; Butts 2 for 11; Spencer 2 for 8; Nelson 2 for 7.
SEA — Blades 10 for 117, 1 TD; Williams 6 for 53; Largent 2 for 32; Skansi 2 for 32; Clark 2 for 31.

Kansas City 20, Seattle 10 November 5, Arrowhead Stadium

Seattle	7	3	0	0 — 10
Kansas City	7	10	0	3 — 20

SEA — Glasgow 38 fumble return (N. Johnson kick)
KC — Okoye 8 run (Lowery kick)
KC — Pelluer 11 run (Lowery kick)
KC — Lowery 34 FG
SEA — N. Johnson 18 FG
KC — Lowery 33 FG
Att. — 54,489

TEAM STATISTICS

	SEA	KC
First Downs	10	18
Third Down Efficiency	3-12 25.0%	8-17 47.1%
Total Net Yards	129	315
Net Yards Rushing	39	246
Net Yards Passing	90	69
Att-Comp-Int	32-14-0	13-7-0
Punts-Average	6-42.3	4-34.8
Penalties-Yards	2-10	8-59
Fumbles-Lost	8-4	3-2
Field Goals-Attempts	1-1	2-3
Time of Possession	18:44	41:16

INDIVIDUAL LEADERS

Rushing

SEA — Williams 6 for 28; Warner 5 for 11; Krieg 3 for 0.
KC — Okoye 37 for 126, 1 TD; Pelluer 8 for 59, 1 TD; Heard 9 for 43.

Passing

SEA — Krieg 14 of 32 for 126, 0 TDs, 0 ints.
KC — Pelluer 7 of 13 for 80, 0 TDs, 0 ints.

Receiving

SEA — Blades 4 for 34; Largent 3 for 47; Skansi 3 for 26.
KC — Mandley 2 for 15; Hayes 1 for 20; Paige 1 for 17; McNair 1 for 12; Harry 1 for 11; Carson 1 for 5.

Cleveland 17, Seattle 7 November 12, Kingdome

Cleveland	0	7	7	3 — 17
Seattle	7	0	0	0 — 7

SEA — Blades 8 pass from Krieg (N. Johnson kick)
CLE — Manoa 1 run (Bahr kick)
CLE — Tillman 17 pass from Kosar (Bahr kick)
CLE — Bahr 29 FG
Att. — 58,978

TEAM STATISTICS

	CLE	SEA
First Downs	20	14
Third Down Efficiency	9-16 56.3%	5-13 38.5%
Total Net Yards	277	180
Net Yards Rushing	139	46
Net Yards Passing	138	134
Att-Comp-Int	27-16-0	30-17-3
Punts-Average	5-41.4	4-47.0
Penalties-Yards	11-80	4-40
Fumbles-Lost	0-0	2-0
Field Goals-Attempts	1-1	0-0
Time of Possession	33:15	26:45

INDIVIDUAL LEADERS

Rushing

CLE — Metcalf 19 for 75; Manoa 14 for 65, 1 TD; Kosar 1 for -1.
SEA — Warner 13 for 29; Williams 7 for 11; Krieg 2 for 6.

Passing

CLE — Kosar 16 of 27 for 173, 1 TD, 0 ints.
SEA — Krieg 17 of 30 for 141, 1 TD, 3 ints.

Receiving

CLE — Manoa 4 for 35; Langhorne 3 for 49; Brennan 2 for 14.
SEA — Blades 4 for 57, 1 TD; Largent 4 for 33; Williams 4 for 20.

New York Giants 15, Seattle 3

November 19, Giants Stadium

Seattle	0	0	0	3 — 3
N.Y. Giants	7	0	8	0 — 15

NY — Cross 16 pass from Simms (Nittmo kick)

NY — Nittmo 32 FG

NY — Safety, ball fumbled through end zone

NY — Nittmo 32 FG

SEA — N. Johnson 43 FG

Att. — 75,014

TEAM STATISTICS

	SEA	NYG
First Downs	12	21
Third Down Efficiency	3-11 27.3%	7-15 46.7%
Total Net Yards	195	349
Net Yards Rushing	63	162
Net Yards Passing	132	187
Att-Comp-Int	29-16-2	26-17-0
Punts-Average	4-44.3	2-37.0
Penalties-Yards	4-35	5-40
Fumbles-Lost	1-0	2-1
Field Goals-Attempts	1-2	2-3
Time of Possession	24:26	35:34

INDIVIDUAL LEADERS

Rushing

SEA — Williams 3 for 23; Warner 10 for 22; Fenner 3 for 13; Harris 3 for 3.

NYG — Tillman 13 for 68; Anderson 23 for 65; Turner 1 for 14.

Passing

SEA — Stouffer 16 of 29 for 155, 0 TDs, 2 ints.

NYG — Simms 17 of 26 for 194, 1 TD, 0 ints.

Receiving

SEA — Largent 4 for 39; Blades 3 for 36; McNeal 2 for 22; Fenner 2 for 17.

NYG — Mowatt 5 for 32; Cross 3 for 52, 1 TD; Baker 3 for 41.

Denver 41, Seattle 14

November 26, Mile High Stadium

Seattle	0	0	7	7 — 14
Denver	14	24	0	3 — 41

DEN — Johnson 4 pass from Elway (Treadwell kick)
DEN — Humphrey 4 run (Treadwell kick)
DEN — Treadwell 30 FG
DEN — Johnson 10 pass from Elway (Treadwell kick)
DEN — Sewell 32 pass from Elway (Treadwell kick)
DEN — Young 9 pass from Elway (Treadwell kick)
SEA — Fenner 5 run (N. Johnson kick)
DEN — Treadwell 25 FG
SEA — Largent 31 pass from Krieg (N. Johnson kick)
Att. — 75,117

TEAM STATISTICS

	SEA	DEN
First Downs	21	18
Third Down Efficiency	6-14 42.9%	6-14 42.9%
Total Net Yards	325	353
Net Yards Rushing	133	137
Net Yards Passing	192	216
Att-Comp-Int	46-22-2	24-11-0
Punts-Average	4-45.0	6-44.2
Penalties-Yards	6-58	2-20
Fumbles-Lost	5-2	0-0
Field Goals-Attempts	0-0	2-2
Time of Possession	28:53	31:07

INDIVIDUAL LEADERS

Rushing

SEA — Warner 6 for 51; Fenner 8 for 28, 1 TD; Harmon 1 for 24.
DEN — Humphrey 25 for 86, 1 TD; Elway 2 for 17; Winder 3 for 10;
Alexander 2 for 10; Kubiak 3 for 3.

Passing

SEA — Stouffer 11 of 24 for 107, 0 TDs, 0 ints.; Krieg 11 of 22
for 171, 1 TD, 2 ints.
DEN — Elway 10 of 19 for 217, 4 TDs, 0 ints.; Kubiak 1 of 5 for 13,
0 TDs, 0 ints.

Receiving

SEA — Blades 8 for 122; Largent 5 for 83, 1 TD; Warner 4 for 24.
DEN — Johnson 6 for 154, 2 TDs; Sewell 2 for 37, 1 TD; Nattiel
1 for 17; Mobley 1 for 13; Young 1 for 9.

Seattle 17, Buffalo 16

December 4, Kingdome

Buffalo	0	10	6	0 — 16
Seattle	10	0	0	7 — 17

SEA — N. Johnson 29 FG
SEA — Warner 1 run (Largent run)
BUF — Reed 61 pass from Kelly (Norwood kick)
BUF — Norwood 32 FG
BUF — Norwood 40 FG
BUF — Norwood 43 FG
SEA — Williams 51 pass from Krieg (N. Johnson kick)
Att. — 57,682

TEAM STATISTICS

	BUF	SEA
First Downs	11	22
Third Down Efficiency	1-11 9.1%	3-13 23.1%
Total Net Yards	232	355
Net Yards Rushing	97	78
Net Yards Passing	135	277
Att-Comp-Int	23-10-1	40-20-2
Punts-Average	6-43.1	5-38.8
Penalties-Yards	6-36	2-15
Fumbles-Lost	1-1	2-0
Field Goals-Attempts	3-4	1-3
Time of Possession	26:16	33:44

INDIVIDUAL LEADERS

Rushing

BUF — Thomas 21 for 79; Kinnebrew 6 for 14; Kelly 2 for 4.
SEA — Warner 16 for 57, 1 TD; Williams 10 for 23.

Passing

BUF — Kelly 10 of 23 for 144, 1 TD, 1 int.
SEA — Krieg 20 of 40 for 298, 1 TD, 2 ints.

Receiving

BUF — Reed 2 for 77, 1 TD; McKeller 2 for 26; Kinnebrew 2 for 21.
SEA — Williams 5 for 80, 1 TD; Blades 5 for 66; Warner 5 for 55.

Seattle 24, Cincinnati 17

December 10, Riverfront Stadium

Seattle	0	7	10	7—24
Cincinnati	7	3	0	7—17

CIN — McGee 21 pass from Esiason (Breech kick)
CIN — Breech 24 FG
SEA — Largent 10 pass from Krieg (N. Johnson kick)
SEA — N. Johnson 48 FG
SEA — Blades 60 pass from Krieg (N. Johnson kick)
CIN — Thomas 18 interception return (Breech kick)
SEA — Warner 1 pass from Krieg (N. Johnson kick)
Att. — 54,744

TEAM STATISTICS

	SEA	CIN
First Downs	15	23
Third Down Efficiency	6-15 40.0%	4-13 30.8%
Total Net Yards	361	365
Net Yards Rushing	109	150
Net Yards Passing	252	215
Att-Comp-Int	33-22-1	42-21-0
Punts-Average	6-35.7	6-33.3
Penalties-Yards	8-69	6-38
Fumbles-Lost	1-0	2-1
Field Goals-Attempts	1-2	1-1
Time of Possession	29:34	30:26

INDIVIDUAL LEADERS

Rushing


SEA — Warner 14 for 51; Williams 7 for 35; Krieg 4 for 23.
CIN — Brooks 11 for 52; Jennings 8 for 41; Ball 6 for 35.

**WH
QUEN
THE UL
THIR**



GATORADE IS THIRST AID FOR

**EAT
UNCHES
IMATE
RST?**



WHAT DEEP DOWN BODY THIRST.

Passing

SEA — Krieg 22 of 33 for 258, 3 TDs, 1 int.
 CIN — Esiason 21 of 42 for 246, 1 TD, 0 ints.

Receiving

SEA — Williams 7 for 46; Blades 6 for 107, 1 TD; Largent 5 for 68,
 1 TD.
 CIN — McGee 7 for 109, 1 TD; Hillary 5 for 49; Brown 4 for 36.

Seattle 23, L.A. Raiders 17

December 17, Kingdome

L.A. Raiders	3	0	14	0 — 17
Seattle	7	6	7	3 — 23

SEA — Skansi 5 pass from Krieg (N. Johnson kick)
 LA — Jaeger 19 FG
 SEA — N. Johnson 29 FG
 SEA — N. Johnson 25 FG
 LA — Gault 36 pass from Beuerlein (Jaeger kick)
 LA — Junkin 1 pass from Beuerlein (Jaeger kick)
 SEA — Williams 13 pass from Krieg (N. Johnson kick)
 SEA — N. Johnson 43 FG
 Att. — 61,076

TEAM STATISTICS

	LA	SEA
First Downs	15	22
Third Down Efficiency	4-9 44.4%	9-15 60.0%
Total Net Yards	273	350
Net Yards Rushing	98	82
Net Yards Passing	175	268
Att-Comp-Int	23-13-1	34-25-0
Punts-Average	3-41.3	2-34.0
Penalties-Yards	9-49	4-61
Fumbles-Lost	1-0	1-0
Field Goals-Attempts	1-1	3-3
Time of Possession	21:55	38:05

INDIVIDUAL LEADERS

Rushing

LA — Jackson 12 for 69; Smith 5 for 14; Allen 1 for 8; Beuerlein
 1 for 7.
 SEA — Williams 14 for 38; Warner 13 for 23; Krieg 6 for 21.

Passing

LA — Beuerlein 13 of 23 for 188, 2 TDs, 1 int.
 SEA — Krieg 25 of 34 for 270, 2 TDs, 0 ints.

Receiving

LA — Fernandez 6 for 73; Gault 2 for 54, 1 TD; Dyal 2 for 43.
 SEA — Williams 12 for 129, 1 TD; Skansi 4 for 44, 1 TD; McNeal
 3 for 28.

Washington 29, Seattle 0

December 23, Kingdome

Washington	10	3	16	0 — 29
Seattle	0	0	0	0 — 0

WA — Lohmiller 29 FG
 WA — Byner 2 run (Lohmiller kick)
 WA — Lohmiller 27 FG
 WA — Clark 44 pass from Rypien (Lohmiller kick)
 WA — Safety, Stokes sacked Krieg in end zone
 WA — Byner 8 run (Lohmiller kick)
 Att. — 60,294

TEAM STATISTICS

	WA	SEA
Total First Downs	26	12
Third Down Efficiency	8-15 53.3%	4-8 50.0%
Total Net Yards	456	201
Net Yards Rushing	137	25
Net Yards Passing	319	176
Att-Comp-Int	32-23-1	29-18-1
Punts-Average	2-32.5	3-40.0
Penalties-Yards	4-30	2-16
Fumbles-Lost	0-0	4-3
Field Goals-Attempts	2-3	0-0
Time of Possession	41:17	18:43

INDIVIDUAL LEADERS

Rushing

WA — Byner 19 for 63, 2 TDs; Dupard 11 for 41; Riggs 5 for 22.
SEA — Williams 4 for 9; Krieg 2 for 8; Warner 3 for 8.

Passing

WA — Rypien 22 of 31 for 290, 1 TD, 1 int.; Sanders 1 of 1 for 32, 0 TDs, 0 ints.
SEA — Krieg 18 of 29 for 213, 0 TDs, 1 int.

Receiving

WA — Clark 9 for 149, 1 TD; Monk 5 for 69; Byner 4 for 35.
SEA — Williams 6 for 65; Blades 5 for 52; Largent 2 for 41; Chadwick 2 for 21; Clark 2 for 16.

SEAHAWKS HEADQUARTERS

In June, 1986, the Seattle Seahawks moved into their new office and training headquarters on a 12-acre site adjacent to Northwest College in Kirkland.

The 37,000 square foot, two-story building is the Seahawks year-round home, containing facilities for training camp as well as offseason and regular season practices.

Downstairs contains a 105-man meeting room, six 10-man meeting rooms, a weight room, two racquetball courts, an enlarged locker room, training room with rehabilitative facilities, and equipment room.

Upstairs houses the administrative offices, coaches offices, ticket office, and conference rooms.

Outside, the Seahawks are able to practice on three fields, two of natural grass and one artificial turf field. The turf field is covered by a 55-foot high inflatable bubble top eliminating travel to the Kingdome in inclement weather.

To reach the headquarters, take the N.E. 70th Street exit off I-405 travelling either north or southbound. If arriving southbound, take a left at N.E. 72nd Place and another left at 108th Avenue N.E. Go left at N.E. 53rd Street. The headquarters' visitor's entrance is the second driveway approximately one-quarter mile up N.E. 53rd Street.

From northbound, go left at the exit stop sign and left at N.E. 72nd Place, crossing back over I-405. Take a left at 108th Avenue N.E. and a left at N.E. 53rd Street.

FINAL 1989 NFL STANDINGS

AMERICAN FOOTBALL CONFERENCE

Eastern Division

	W	L	T	Pct.	Pts.	Opp.
* Buffalo	9	7	0	.563	409	317
Indianapolis	8	8	0	.500	298	301
Miami	8	8	0	.500	331	379
New England	5	11	0	.313	297	391
N.Y. Jets	4	12	0	.250	253	411

Central Division

* Cleveland	9	6	1	.594	334	254
** Houston	9	7	0	.563	365	412
** Pittsburgh	9	7	0	.563	265	326
Cincinnati	8	8	0	.500	404	285

Western Division

* Denver	11	5	0	.688	362	226
Kansas City	8	7	1	.531	318	286
L.A. Raiders	8	8	0	.500	315	297
Seattle	7	9	0	.438	241	327
San Diego	6	10	0	.375	266	290

NATIONAL FOOTBALL CONFERENCE

Eastern Division

	W	L	T	Pct.	Pts.	Opp.
* N.Y. Giants	12	4	0	.750	348	252
** Philadelphia	11	5	0	.688	342	274
Washington	10	6	0	.625	386	308
Phoenix	5	11	0	.313	258	377
Dallas	1	15	0	.063	204	393

Central Division

* Minnesota	10	6	0	.625	351	275
Green Bay	10	6	0	.625	362	356
Detroit	7	9	0	.438	312	364
Chicago	6	10	0	.375	358	377
Tampa Bay	5	11	0	.313	320	419

Western Division

* San Francisco	14	2	0	.875	442	253
** L.A. Rams	11	5	0	.688	426	344
New Orleans	9	7	0	.563	386	301
Atlanta	3	13	0	.188	279	437

Minnesota finished ahead of Green Bay because of better division record. Houston finished ahead of Cleveland because of head-to-head sweep.

* Division Champion

** Wild Card for Playoffs

AFC First-Round Game

Pittsburgh 26, HOUSTON 23 (OT)

NFC First-Round Game

L.A. Rams 21, PHILADELPHIA 7

AFC Divisional Playoffs

CLEVELAND 34, Buffalo 30
DENVER 24, Pittsburgh 23

NFC Divisional Playoffs

SAN FRANCISCO 41, Minnesota 13
L.A. Rams 19, N.Y. GIANTS 13 (OT)

AFC Championship Game

DENVER 37, Cleveland 21

NFC Championship Game

SAN FRANCISCO 30, L.A. Rams 3

Super Bowl XXIV

San Francisco 55, DENVER 10, New Orleans, Louisiana

HOW THE 1989 SEAHAWKS WERE BUILT

TRADES (FROM) (5)

* James Jones, FB	Detroit 1989
Jeff Kemp, QB	San Francisco 1987
Steve Largent, WR	Houston 1976
Kelly Stouffer, QB	Phoenix 1988
Mike Wilson, T	Cincinnati 1986

1980 DRAFT (1)

Jacob Green, DE	1st round
-----------------	-----------

1981 DRAFT (1)

Edwin Bailey, G	5th round
-----------------	-----------

1982 DRAFT (1)

Jeff Bryant, DE	1st round
-----------------	-----------

1983 DRAFT (1)

Curt Warner, RB	1st round
-----------------	-----------

1985 DRAFT (1)

Ron Mattes, T	7th round
---------------	-----------

1986 DRAFT (2)

Patrick Hunter, CB	3rd round
John L. Williams, FB	1st round

1987 DRAFT (5)

Louis Clark, WR	10th round
M.L. Johnson, LB	9th round
Ruben Rodriguez, P	5th round (b)
Tony Woods, LB	1st round
David Wyman, LB	2nd round

1987 SUPPLEMENTAL DRAFT (1)

* Brian Bosworth, LB	1st round
----------------------	-----------

1988 DRAFT (6)

Brian Blades, WR	2nd round
* Kevin Harmon, RB	4th round
Dwayne Harper, CB	11th round (b)
Roy Hart, NT	6th round
* Tommy Kane, WR	3rd round
* Robert Tyler, TE	8th round

1989 DRAFT (5)

Derrick Fenner, RB	10th round
Elroy Harris, RB	3rd round
Andy Heck, T	1st round
Travis McNeal, TE	4th round (a)
Joe Tofflemire, C	2nd round

FREE AGENTS/WAIVERS (28)

Darrick Brilz, G	1989	Dave Krieg, QB	1980
Joe Cain, LB	1989	Harper Le Bel, TE	1989
Jeff Chadwick, WR	1989	Bryan Millard, G	1984
Darren Comeaux, LB	1988	Darrin Miller, LB	1988
* Donnie Dee, TE	1989	* Paul Moyer, S	1983
Grant Feasel, C	1987	Joe Nash, NT	1982
Jethro Franklin, DE	1989	* Pat Pearson, G	1989
Nesby Glasgow, S	1988	Rufus Porter, LB	1988
David Hollis, S	1989	Elston Ridgle, DE	1989
James Jefferson, CB	1989	Eugene Robinson, S	1985
Melvin Jenkins, CB	1987	* Jim Sandusky, WR	1989
Norm Johnson, K	1982	Paul Skansi, WR	1985
Rod Jones, TE	1989	Rod Stephens, LB	1989
Thom Kaumeyer, S	1989	* Warren Wheat, G	1989

* Ended the season on injured reserve.

1989 RUSHING LEADERS

Attempts-Yards-TDs

	Warner	Williams	Krieg
9/10 at Philadelphia	12-47-0	6-24-0	0-0-0
9/17 Phoenix	8-20-0	9-36-0	3-21-0
9/24 at New England	16-65-0	17-64-0	4-28-0
10/1 at LA Raiders	21-102-1	14-43-0	5-15-0
10/8 Kansas City	7-1-0	9-22-0	3-29-0
10/15 at San Diego	13-30-1	11-54-0	3-1-0
10/22 Denver	22-74-0	18-62-1	2-3-0
10/29 San Diego	15-40-0	11-27-0	0-0-0
11/5 at Kansas City	5-11-0	6-28-0	3-0-0
11/12 Cleveland	13-29-0	7-11-0	2-6-0
11/19 at NY Giants	10-22-0	3-23-0	DNP
11/26 at Denver	6-51-0	DNP	1-7-0
12/4 Buffalo	16-57-1	10-23-0	2-(-2)-0
12/10 at Cincinnati	14-51-0	7-35-0	4-23-0
12/17 LA Raiders	13-23-0	14-38-0	6-21-0
12/23 Washington	3-8-0	4-9-0	2-8-0
SEASON TOTALS	194-631-3	146-499-1	40-160-0

1989 RECEIVING LEADERS

No-Yards-TDs

	Blades	Williams	Skansi	Largent	Clark
9/10 at Philadelphia	2-15-0	4-30-0	3-24-0	1-23-1	3-63-0
9/17 Phoenix	9-146-1	3-4-0	6-80-2	IR	0-0-0
9/24 at New England	1-14-0	5-71-1	1-19-1	IR	3-51-1
10/1 at LA Raiders	7-113-1	6-34-1	0-0-0	IR	4-20-0
10/8 Kansas City	4-86-0	5-32-0	5-79-0	IR	2-14-0
10/15 at San Diego	3-37-0	6-53-1	2-23-0	IR	0-0-0
10/22 Denver	6-61-0	5-28-1	5-81-1	IR	3-25-0
10/29 San Diego	10-117-1	6-53-0	2-32-0	2-32-0	2-31-0
11/5 at Kansas City	4-34-0	2-12-0	3-26-0	3-47-0	0-0-0
11/12 Cleveland	4-57-1	4-20-0	3-22-0	4-33-0	2-9-0
11/19 at NY Giants	3-36-0	0-0-0	1-13-0	4-39-0	1-6-0
11/26 at Denver	8-122-0	DNP	1-8-0	5-83-1	0-0-0
12/4 Buffalo	5-66-0	5-80-1	1-11-0	1-24-0	2-14-0
12/10 at Cincinnati	6-107-1	7-46-0	1-8-0	5-68-1	0-0-0
12/17 LA Raiders	0-0-0	12-129-1	4-44-1	1-13-0	1-11-0
12/23 Washington	5-52-0	6-65-0	1-18-0	2-41-0	2-16-0
SEASON TOTALS	77-1063-5	76-657-6	39-488-5	28-403-3	25-260-1


1989 PASSING LEADERS

Att-Comp-Yds-TD-Int-Sack/Lost

	Krieg	Stouffer
9/10 at Philadelphia	34-15-210-1-2-3/20	6-2-8-0-1-1/9
9/17 Phoenix	43-25-279-3-1-3/10	INAC
9/24 at New England	24-14-177-3-0-2/18	INAC
10/1 at LA Raiders	31-22-227-2-0-4/33	INAC
10/8 Kansas City	36-20-252-0-2-2/16	INAC
10/15 at San Diego	24-14-139-1-2-0/0	DNP
10/22 Denver	38-22-237-2-2-2/13	DNP
10/29 San Diego	49-27-311-1-2-5/42	DNP
11/5 at Kansas City	32-14-126-0-0-5/36	DNP
11/12 Cleveland	30-17-141-1-3-1/7	DNP
11/19 at NY Giants	DNP	29-16-155-0-2-2/23
11/26 at Denver	22-11-171-1-2-2/28	24-11-107-0-0-6/58
12/4 Buffalo	40-20-298-1-2-2/21	DNP
12/10 at Cincinnati	33-22-258-3-1-1/6	DNP
12/17 LA Raiders	34-25-270-2-0-1/2	DNP
12/23 Washington	29-18-213-0-1-4/37	DNP
SEASON TOTALS	499-286-339-21-20-37/289	59-29-270-0-3-9/90

Fenner	Harmon	Harris	Stouffer
INAC	IR	1-6-0	INAC
INAC	IR	0-0-0	INAC
INAC	IR	0-0-0	INAC
INAC	IR	DNP	INAC
INAC	IR	0-0-0	INAC
INAC	IR	0-0-0	DNP
INAC	IR	0-0-0	DNP
INAC	IR	0-0-0	DNP
0-0-0	IR	0-0-0	DNP
DNP	IR	0-0-0	DNP
3-13-0	IR	3-3-0	1-2-0
8-28-1	1-24-0	4-14-0	1-9-0
DNP	0-0-0	DNP	DNP
0-0-0	0-0-0	0-0-0	DNP
0-0-0	0-0-0	0-0-0	DNP
DNP	IR	0-0-0	DNP
11-41-1	1-24-0	8-23-0	2-11-0

Warner	Tyler	McNeal	Chadwick	Kane	Harris	Fenner	Bouyer	J Jones
1-2-0	3-61-0	0-0-0		0-0-0	0-0-0	INAC	DEV	DNP
2-1-0	2-8-0	0-0-0		2-31-0	0-0-0	INAC	1-9-0	DNP
2-7-0	1-3-0	0-0-0		1-12-0	0-0-0	INAC	DNP	DNP
1-5-0	3-36-0	0-0-0	DNP	1-19-0	DNP	INAC	DEV	0-0-0
0-0-0	1-9-0	0-0-0	DNP	3-32-0	0-0-0	INAC	DEV	DNP
0-0-0	2-7-0	0-0-0	1-19-0	IR	0-0-0	INAC	DNP	DNP
2-30-0	1-12-0	0-0-0	0-0-0	IR	0-0-0	INAC	DNP	DNP
1-4-0	1-12-0	0-0-0	1-11-0	IR	1-11-0	INAC	DEV	1-8-0
1-2-0	0-0-0	0-0-0	0-0-0	IR	0-0-0	0-0-0	DEV	IR
0-0-0	IR	0-0-0	0-0-0	IR	0-0-0	DNP	DEV	IR
1-5-0	IR	2-22-0	1-10-0	IR	1-7-0	2-17-0	DEV	IR
4-24-0	IR	1-21-0	1-6-0	IR	1-8-0	1-6-0	DEV	IR
5-55-0	IR	1-48-0	0-0-0	IR	DNP	DNP	DEV	IR
1-1-1	IR	2-28-0	0-0-0	IR	0-0-0	0-0-0	DEV	IR
2-17-0	IR	3-28-0	2-28-0	IR	0-0-0	0-0-0	DEV	IR
0-0-0	IR	0-0-0	2-21-0	IR	0-0-0	DNP	DEV	IR
23-153-1	14-148-0	9-147-0	8-95-0	7-94-0	3-26-0	3-23-0	1-9-0	1-8-0



1989 DEFENSIVE LEADERS

Tackles-Sacks-FF-FR-Ints

(According to Unofficial Press Box Statistics)

		Robinson	Wyman	Glasgow	Nash
9/10	at Philadelphia	4-0-0-0-0	7-0-0-0-0	6-0-0-0-0	5-0-0-0-0
9/17	Phoenix	8-0-0-0-0	5-0-1-0-0	9-0-0-0-0	3-0-0-0-0
9/24	at New England	6-0-0-0-0	5-0-0-0-0	12-0-0-0-0	5-1.0-1-0-0
10/1	at LA Raiders	6-0-0-0-1	3-0-1-0-0	3-0-0-0-0	5-0.5-0-0-0
10/8	Kansas City	10-0-0-0-0	7-0-0-0-0	11-0-0-1-0	5-0-0-0-0
10/15	at San Diego	4-0-0-0-1	10-0-0-0-0	3-0-0-1-0	7-0-0-0-0
10/22	Denver	6-0-0-0-0	3-0-0-0-0	8-0-0-0-0	3-1.0-0-0-0
10/29	San Diego	3-0-0-0-1	7-0-0-0-0	5-0-0-0-0	2-0-0-0-0
11/5	at Kansas City	11-0-1-0-0	7-0-0-0-0	7-0-0-1-0	9-0-0-0-0
11/12	Cleveland	10-0-0-0-0	6-0-0-0-0	2-0-0-0-0	7-0-0-0-0
11/19	at NY Giants	6-0-1-0-0	9-0-0-0-0	10-0-0-1-0	4-0-0-0-0
11/26	at Denver	6-0-0-0-0	6-0-0-0-0	4-0-0-0-0	9-1.0-0-0-0
12/4	Buffalo	3-0-0-0-1	7-0-0-0-0	7-0-0-0-0	7-1.0-0-0-0
12/10	at Cincinnati	5-0-0-0-0	5-0-0-0-0	8-0-0-1-0	12-2.5-2-0-0
12/17	LA Raiders	7-0-0-0-0	6-0-0-0-0	4-0-0-0-0	2-0-0-0-0
12/23	Washington	12-0-0-0-1	11-0-0-0-0	5-0-0-0-0	7-1.0-0-0-0
SEASON TOTALS		107-0.0-2-0-5	104-0.0-2-0-0	104-0.0-0-5-0	92-8.0-3-0-0

		Harper	Porter	M.L. Johnson	Jefferson
9/10	at Philadelphia	5-0-0-0-0	0-0-0-0-0	4-0-0-0-0	1-0-0-0-0
9/17	Phoenix	5-0-0-0-0	6-0-0-0-0	2-0-0-0-0	1-0-0-1-0
9/24	at New England	0-0-0-0-1	8-1.0-1-0-0	0-0-0-0-0	3-0-0-0-0
10/1	at LA Raiders	4-0-0-1-0	2-0-1-0-0	1-0-0-0-0	0-0-0-0-0
10/8	Kansas City	1-0-0-0-0	2-0-0-0-0	1-0-0-0-0	0-0-0-0-0
10/15	at San Diego	3-0-0-0-0	9-3.0-2-0-0	INAC	4-0-0-0-0
10/22	Denver	5-0-0-0-0	3-2.0-0-0-0	INAC	0-0-0-0-0
10/29	San Diego	3-0-0-0-0	1-1.0-1-0-0	INAC	4-0-0-0-0
11/5	at Kansas City	1-0-0-0-0	1-1.0-0-0-0	3-0-0-1-0	0-0-0-0-0
11/12	Cleveland	3-0-0-0-0	5-2.0-0-0-0	1-0-0-0-0	3-0-0-0-0
11/19	at NY Giants	8-0-0-0-0	1-0-0-0-0	1-0-0-0-0	0-0-0-0-0
11/26	at Denver	3-0-0-0-0	3-0-0-0-0	3-0-0-0-0	1-0-0-0-0
12/4	Buffalo	0-0-0-0-0	3-0-0-0-0	6-0-0-1-0	1-0-0-0-0
12/10	at Cincinnati	6-0-0-0-0	3-0.5-0-0-0	4-0-0-0-0	2-0-0-0-0
12/17	LA Raiders	2-0-0-0-1	1-0-0-0-0	2-0-0-0-0	2-0-0-0-0
12/23	Washington	0-0-0-0-0	1-0-0-0-0	3-0-0-0-0	3-0-0-0-0
SEASON TOTALS		49-0.0-0-1-2	49-10.5-5-0-0	31-0.0-0-2-0	25-0.0-0-1-0

		Mitz	Cain	Hollis	Miller
9/10	at Philadelphia	0-0-0-0-0	DEV	NOR	1-0-0-0-0
9/17	Phoenix	0-0-0-0-0	DEV	NOR	0-0-0-0-0
9/24	at New England	0-0-0-0-0	DEV	NOR	0-0-0-0-0
10/1	at LA Raiders	2-1.0-0-0-0	DEV	1-0-0-0-0	1-0-0-0-0
10/8	Kansas City	2-0-0-0-0	DEV	0-0-0-0-0	1-0-0-0-0
10/15	at San Diego	1-0-0-0-0	1-0-0-0-0	REL	0-0-0-0-0
10/22	Denver	0-0-0-0-0	0-0-0-0-0		0-0-0-0-0
10/29	San Diego	0-0-0-0-0	1-0-0-0-0		0-0-0-0-0
11/5	at Kansas City	0-0-0-0-0	DNP	1-0-0-0-0	2-0-0-0-0
11/12	Cleveland	3-0-0-0-0	0-0-0-0-0	0-0-0-0-0	0-0-0-0-0
11/19	at NY Giants	1-0-0-0-0	4-0-0-0-0	1-0-0-0-0	0-0-0-0-0
11/26	at Denver	2-0-0-0-0	DNP	0-0-0-0-0	1-0-0-0-0
12/4	Buffalo	REL	0-0-0-0-0	0-0-0-0-0	1-0-0-0-0
12/10	at Cincinnati		1-0-0-0-0	2-0-0-0-0	1-0-0-0-0
12/17	LA Raiders		1-0-0-0-0	2-0-0-0-0	2-0-0-0-0
12/23	Washington		2-0-0-0-0	3-0-0-0-0	0-0-0-0-0
SEASON TOTALS		11-1.0-0-0-0	10-0.0-0-0-0	10-0.0-0-0-0	10-0.0-0-0-0

Comeaux	Bryant	Woods	Green	Hunter	Jenkins
2-0-0-0-0	12-1.0-0-0-0	1-0-0-0-0	1-0-0-0-0	3-0-0-0-0	3-0-0-0-0
3-0-0-0-0	3-0-0-0-0	0-0-0-0-0	5-0-0-0-0	2-0-0-0-0	9-0-1-0-0
6-0-0-0-0	5-0-0-0-0	2-0-0-0-0	4-1-0-0-0-0	6-0-0-0-0	4-0-0-1-0
5-0-0-0-0	2-0.5-0-0-0	3-0-0-0-0	4-0-0-0-0	3-0-0-0-0	2-0-0-0-0
12-0-0-0-0	8-0-0-0-0	9-0-0-0-0	5-0-0-0-0	2-0-0-0-0	0-0-0-0-0
5-0-0-0-1	2-0-0-0-0	3-0-1-0-0	7-1-0-0-1-0	3-0-0-0-0	3-0-0-0-0
6-0-0-1-0	8-1.0-0-0-0	3-0-0-0-0	1-0-0-0-0	7-0-0-0-0	4-0-0-0-0
2-0-0-0-0	3-0-0-0-0	3-0-0-0-0	2-1-0-0-0-0	3-0-0-0-0	1-0-0-0-0
12-0-0-0-0	4-0-0-0-0	5-0-0-0-0	5-0-0-0-0	5-0-0-0-0	2-0-1-0-0
4-0-0-0-0	INAC	6-0-0-0-0	INAC	0-0-0-0-0	1-0-0-0-0
7-0-0-0-0	4-0-0-0-0	6-1-0-0-0-0	6-0-0-0-0	3-0-0-0-0	5-0-0-0-0
7-0-0-0-0	2-0-0-0-0	5-1-0-0-0-0	1-0-0-0-0	2-0-0-0-0	1-0-0-0-0
7-0-0-0-0	8-0-0-0-0	4-0-0-0-0	2-0-1-0-0	2-0-0-0-0	1-0-0-0-0
3-0-0-0-0	4-0-0-0-0	2-0-0-0-0	3-0-0-0-0	5-1-0-0-0-0	5-0-0-0-0
3-0-0-0-0	1-1.0-1-0-0	4-1-0-0-0-0	1-0-0-0-0	0-0-0-0-0	2-0-0-0-0
7-0-0-0-0	2-0-0-0-0	5-0-0-0-0	0-0-0-0-0	7-0-0-0-0	7-0-0-0-0
91-0.0-0-1-1	68-3.5-1-0-0	61-3.0-1-0-0	47-3.0-1-1-0	53-1.0-0-0-0	50-0.0-2-1-0


Hart	Maxwell	Moyer	Franklin	Bosworth	J. Johnson
1-0-0-0-0	3-0-0-0-0	0-0-0-0-0	DEV	5-0-0-0-0	5-0-0-0-0
2-0-0-0-0	2-0-0-0-0	0-0-0-0-0	DEV	7-0-0-0-0	2-0-0-0-1
0-0-0-0-0	3-0-0-1-0	3-0-1-0-0	DEV	IR	0-0-0-0-0
0-0-0-0-0	3-0-0-0-0	1-0-0-0-0	DEV	IR	REL
0-0-0-0-0	3-0-1-0-0	1-0-0-0-0	DEV	IR	
0-0-0-0-0	2-0-0-0-0	1-0-0-0-0	DEV	IR	
1-0-0-0-0	3-0-0-0-0	2-0-0-0-0	DEV	IR	
0-0-0-0-0	0-0-0-0-0	2-0-0-0-0	DEV	IR	
1-0-0-0-0	0-0-0-0-0	0-0-0-0-0	DEV	IR	
4-2-0-0-0-0	REL	4-0-0-0-0	7-0-0-0-0	IR	
4-0-0-0-0		3-0-0-0-0	1-0-0-0-0	IR	
1-0-0-0-0		IR	1-0-0-0-0	IR	
0-0-0-0-0		IR	0-0-0-0-0	IR	
0-0-0-0-0		IR	0-0-0-0-0	IR	
1-0-0-0-0		IR	0-0-0-0-0	IR	
3-0-0-0-0		IR	4-0-0-0-0	IR	
18-2.0-0-0-0	19-0.0-1-1-0	17-0.0-1-0-0	13-0.0-0-0-0	12-0.0-0-0-0	7-0.0-0-0-1



SEATTLE SEAHAWKS 1989 GAME-BY-GAME OFFENSE

	9/10 @PHIL	9/17 PHX	9/24 @NE	10/1 @LA	10/8 KC	10/15 @SD	10/22 DEN	10/29 SD
Points	7	24	24	24	16	17	21	10
First Downs	17	23	20	25	16	15	23	23
Rushing	5	6	11	12	3	4	9	4
Passing	10	15	9	11	12	9	12	18
Penalty	2	2	0	2	1	2	2	1
Third Down Eff	2/12	2/11	6/13	9/14	7/14	4/11	6/16	10/19
4th Down Eff	0/2	2/3	0/0	0/0	0/0	0/0	1/2	1/1
Total Net Yards	270	346	316	354	288	224	363	339
Plays	64	66	63	75	57	51	83	81
Avg. Per Play	4.2	5.2	5.0	4.7	5.1	4.4	4.4	4.2
Net Yards Rushing	77	77	157	160	52	85	139	70
Plays	19	20	37	40	19	27	43	27
Avg. Per Play	4.1	3.9	4.2	4.0	2.7	3.1	3.2	2.6
Net Yards Passing	193	269	159	194	236	139	224	269
Sacked/Lost	4/29	3/10	2/18	4/33	2/16	0/0	2/13	5/42
Gross Yards	222	279	177	227	252	139	237	311
Att/Comp	41/18	43/25	24/14	31/22	36/20	24/14	38/22	49/27
Had Intercepted	3	1	0	0	2	2	2	2
Avg. Per Play	4.3	5.8	6.1	5.5	6.2	5.8	5.6	5.0
Punts/Avg	8/38.0	4/39.5	6/42.3	3/38.3	5/37.0	5/39.0	7/31.7	4/42.3
Had Blocked	1	0	0	0	0	0	0	0
Punt Returns/Yards	2/8	0/0	2/20	2/0	4/33	1/19	0/0	3/28
Kick Returns/Yards	4/114	6/107	1/16	4/57	5/168	4/64	5/88	2/30
Int Returns/Yards	0/0	1/18	1/15	1/0	0/0	2/20	0/0	1/0
Penalties/Yards	11/95	7/64	5/49	3/49	5/40	9/87	4/35	3/25
Fumbles/Lost	1/0	2/0	1/0	6/2	1/0	3/1	4/2	1/0
Touchdowns	1	3	3	3	1	2	3	1
Rushing	0	0	0	1	0	1	1	0
Passing	1	3	3	2	0	1	2	1
Returns	0	0	0	0	1	0	0	0
PAT/ATT	1/1	3/3	3/3	3/3	1/1	2/2	3/3	1/1
FG/ATT	0/0	1/2	1/1	1/2	3/3	1/1	0/1	1/4
Time of Possession	28:54	27:53	33:07	36:02	25:42	25:58	40:21	36:22
Take/Turn Ratio	-3	-1	+3	0	-1	+1	-3	-1
Avg. Drive Start	21.6	31.0	32.7	29.6	26.4	38.2	29.8	34.2

*Seahawks Team Record; # Equals Seahawks Team Record



11/5 @KC	11/12 CLE	11/19 @NYG	11/26 @DEN	12/4 BUFF	12/10 @CIN	12/17 LA	12/23 WASH	1989 TOTAL	1989 AVG
10	7	3	14	17	24	23	0	241	15.1
10	14	12	21	22	15	22	12	290	18.1
1	3	2	9	8	3	5	1	86	5.4
7	7	10	11	12	11	16	10	180	11.3
2	4	0	1	2	1	1	1	24	1.5
3/12	5/13	3/11	6/14	3/13	6/15	9/15	4/8	85/211	40.3
1/1	2/2	0/0	1/4	0/1	0/0	0/0	0/1	8/17	47.1
129	180	195	325	355	361	350	201	4596	287.3
51	53	51	75	71	59	68	42	1010	63.1
2.5	3.4	3.8	4.3	5.0	6.1	5.1	4.8		4.6
39	46	63	133	78	109	82	25	1392	87.0
14	22	20	21	29	25	33	9	405	25.3
2.8	2.1	3.2	6.3	2.7	4.4	2.5	2.8	3.4	3.4
90	134	132	192	277	252	268	176	3204	200.3
5/36	1/7	2/23	#8/86	2/21	1/6	1/2	4/37	46/379	2.9/23.7
126	141	155	278	298	258	270	213	3583	223.9
32/14	30/17	29/16	46/22	40/20	33/22	34/25	29/18	559/316	34.9/19.8
0	3	2	2	2	1	0	1	23	1.4
2.4	4.3	4.3	3.6	6.6	7.4	7.7	5.3	5.3	5.3
6/42.3	4/47.0	4/44.3	4/45.0	5/38.8	6/35.3	2/34.0	3/40.0	76/39.4	4.8
0	0	0	0	0	0	0	0	1	0.06
2/12	4/53	0/0	2/19	3/27	2/17	2/7	1/8	30/251	1.9/15.7
2/36	4/80	3/48	8/123	5/95	3/65	4/60	5/95	65/1246	4.1/77.9
0/0	0/0	0/0	0/0	1/4	0/0	1/0	1/0	9/57	0.6/3.6
2/10	4/40	4/35	6/58	2/15	8/69	4/60	2/16	79/738	4.9/46.1
#8/4	2/0	1/0	5/2	2/0	1/0	1/0	4/3	43/14	2/7/0.9
1	1	0	2	2	3	2	0	28	1.8
0	0	0	1	1	0	0	0	5	0.3
0	1	0	1	1	3	2	0	21	1.3
1	0	0	0	0	0	0	0	2	0.1
1/1	1/1	0/0	2/2	2/2	3/3	2/2	0/0	28/28	1.8/1.8
1/1	0/0	1/2	0/0	1/3	1/2	3/3	0/0	15/25	0.9/1.6
18:44	26:45	24:26	28:53	33:44	29:34	38:05	18:43	29:20	
-2	-3	-1	-4	0	0	+1	-3	-15	-0.9
27.4	29.0	18.2	26.6	28.0	21.8	21.9	19.9		27.4




SEATTLE SEAHAWKS


1989 GAME-BY-GAME DEFENSE

	9/10	9/17	9/24	10/1	10/8	10/15	10/22	10/29
	@PHIL	PHX	@NE	@LA	KC	@SD	DEN	SD
Points	31	34	3	20	20	16	24	7
First Downs	18	25	13	16	17	26	15	11
Rushing	7	11	5	5	11	9	2	4
Passing	11	13	6	9	6	13	13	7
Penalty	0	1	2	2	0	4	0	0
Third Down Eff	7/15	10/12	2/12	1/9	4/11	8/15	5/16	4/12
4th Down Eff	0/0	0/1	0/4*	0/1	0/0	1/1	1/1	0/0
Total Net Yards	365	469	219	311	303	362	371	195
Plays	65	66	59	50	58	73	62	48
Avg. Per Play	5.6	7.1	3.7	6.2	5.2	5.0	6.0	4.1
Net Yards Rushing	131	171	91	114	199	99	55	92
Plays	37	42	23	18	40	30	23	17
Avg. Per Play	3.5	4.1	4.0	6.3	5.0	3.3	2.4	5.4
Net Yards Passing	234	298	128	197	104	263	316	103
Sacked/Lost	1/6	0/0	3/19	2/16	0/0	4/23	4/28	2/20
Gross Yards	240	298	147	213	104	286	344	123
Att/Comp	27/13	24/18	33/17	30/16	18/12	39/25	35/18	29/15
Had Intercepted	0	1	1	1	0	2	0	1
Avg. Per Play	8.4	12.4	3.6	6.2	5.8	6.1	8.1	3.3
Punts/Avg	6/45.3	1/46.0	4/41.0	4/34.3	5/42.2	3/40.3	9/35.3	8/37.6
Had Blocked	0	0	0	0	0	0	0	0
Punt Returns/Yards	4/25	2/4	3/38	0/0	3/18	4/8	4/24	0/0
Kick Returns/Yards	1/30	4/76	3/68	4/58	5/70	3/40	3/60	1/26
Int Returns/Yards	3/61	1/0	0/0	0/0	2/27	2/3	2/47	2/19
Penalties/Yards	6/52	13/90	2/10	8/64	4/34	7/42	13/84	13/76
Fumbles/Lost	0/0	2/1	3/2	2/1	2/1	4/2	2/1	2/0
Touchdowns	4	5	0	2	2	2	3	1
Rushing	1	1	0	0	1	1	1	0
Passing	2	4	0	1	1	1	2	1
Returns	1	0	0	1	0	0	0	0
PAT/ATT	4/4	4/5	0	2/2	2/2	1/2	3/3	1/1
FG/ATT	1/2	0/0	1/1	2/3	2/2	1/2	1/4	0/0
Time of Possession	31:06	32:07	26:53	23:58	34:18	34:02	27:25	23:38
Take/Turn Ratio	+3	+1	-3	0	+1	-1	+3	+1
Avg. Drive Start	41.4	22.3	25.1	24.9	28.4	25.6	38.1	26.1

*Seahawks Opponent Record; # Equals Seahawks Opponent Record



11/5 @KC	11/12 CLE	11/19 @NYG	11/26 @DEN	12/4 BUFF	12/10 @CIN	12/17 LA	12/23 WASH	1989 TOTAL	1989 AVG
20	17	15	41	16	17	17	29	327	20.4
18	20	21	18	11	23	15	26	293	18.3
12	9	11	7	5	9	4	8	119	7.4
5	9	9	11	6	13	9	18	158	9.9
1	2	1	0	0	1	2	0	16	1.0
8/17	9/16	7/15	6/14	1/11	4/13	4/9	8/15	89/213	41.8
0/0	0/0	2/3	0/0	0/0	0/2	0/1	1/2	5/16	31.3
315	277	349	353	232	365	273	456	5215	325.9
71	65	72	63	53	75	44	73	997	62.3
4.4	4.3	4.8	5.6	4.4	4.9	6.2	6.2	5.2	5.2
246	139	162	137	97	150	98	137	2118	132.4
57	34	45	37	29	29	19	40	520	32.5
4.3	4.1	3.6	3.7	3.2	5.2	5.1	3.4	4.1	4.1
69	138	187	216	135	215	175	319	3097	193.6
1/11	4/35	1/7	2/14	1/9	4/31	2/13	1/3	32/235	2.0/14.7
80	173	194	230	144	246	188	322	3332	208.3
13/7	27/16	26/17	24/11	23/10	42/21	23/13	32/23	445/252	27.8/15.8
0	0	0	0	1	0	1	1	9	0.6
4.9	4.5	6.9	8.3	5.6	4.7	7.0	9.7		6.5
4/34.8	5/41.4	2/37.0	6/44.2	6/41.3	6/33.3	3/41.3	2/32.5	74/2902	4.6/181.4
0	0	0	0	0	0	0	0	0	0.0
3/7	1/1	3/98	3/23	4/56	5/14	1/11	1/7	41/334	2.6/20.9
2/31	2/53	3/58	2/28	0/0	4/81	5/101	2/34	44/814	
0/0	3/27	2/18	2/6	2/10	1/18	0/0	1/12	23/248	1.4/15.5
8/59	11/80	5/40	2/20	6/36	6/38	9/49	4/30	118/809	7.4/5
3/2	0/0	2/1	0/0	1/1	2/1	1/0	0/0	26/13	1.6/0.8
2	2	1	5	1	2	2	3	37	2.3
2	1	0	1	0	0	0	2	11	0.7
0	1	1	4	1	1	2	1	23	1.4
0	0	0	0	0	1	0	0	3	0.2
2/2	2/2	1/1	5/5	1/1	2/2	2/2	3/3	35/37	2.2/2.3
2/3	1/1	2/3	2/2	3/4	1/1	1/1	2/3	22/32	1.4/2.0
41:16	33:15	35:34	31:07	26:16	30:26	21:55	41:17		30:40
+2	+3	+1	+4	0	0	-1	+3	+15	+0.9
38.2	26.4	44.1	38.7	39.8	25.0	28.6	37.7		33.2



1989 OFFENSIVE STARTERS BY GAME

	WR	LT	LG	C	RG	RT	TE	WR	QB	RB	FB	K
9/10	Blades	Heck	Bailey	Feasel	Millard	Wilson	Tyler	Largent	Krieg	Warner	Williams	NJohnson
9/17	Blades	Heck	Bailey	Feasel	Millard	Wilson	Tyler	Clark	Krieg	Warner	Williams	NJohnson
9/24	Blades	Mattes	Bailey	Feasel	Millard	Wilson	Tyler	Clark	Krieg	Warner	Williams	NJohnson
10/1	Blades	Mattes	Bailey	Feasel	Millard	Wilson	Tyler	Clark	Krieg	Warner	Williams	NJohnson
10/8	Blades	Mattes	Bailey	Feasel	Millard	Wilson	Tyler	Clark	Krieg	Warner	Williams	NJohnson
10/15	Blades	Mattes	Bailey	Feasel	Millard	Wilson	Tyler	Clark	Krieg	Warner	Williams	NJohnson
10/22	Blades	Mattes	Bailey	Feasel	Millard	Wilson	Tyler	Clark	Krieg	Warner	Williams	NJohnson
10/29	Blades	Mattes	Bailey	Feasel	Millard	Wilson	Tyler	Largent	Krieg	McNeal (TE)	Williams	NJohnson
11/5	Blades	Mattes	Bailey	Feasel	Millard	Wilson	Tyler	Largent	Krieg	Warner	Williams	NJohnson
11/12	Blades	Heck	Bailey	Feasel	Millard	Wilson	Dee	Largent	Krieg	Warner	Williams	NJohnson
11/19	McNeal (TE)	Heck	Bailey	Feasel	Millard	Wilson	Dee	Skansi	Stouffer	Warner	Fenner	NJohnson
11/26	Blades	Heck	Bailey	Feasel	Millard	Wilson	Dee	Largent	Stouffer	Warner	Williams	NJohnson
12/4	Blades	Heck	Bailey	Feasel	Millard	Wilson	McNeal	Largent	Krieg	Warner	Williams	NJohnson
12/10	Heck (TE)	Mattes	Bailey	Feasel	Millard	Wilson	McNeal	Largent	Krieg	Warner	Williams	NJohnson
12/17	Blades	Heck	Bailey	Feasel	Millard	Wilson	McNeal	Largent	Krieg	Warner	Williams	NJohnson
12/23	Blades	Heck	Bailey	Feasel	Millard	Wilson	McNeal	Largent	Krieg	Warner	Williams	NJohnson

1989 DEFENSIVE STARTERS BY GAME

	DLE	NT	DRE	LOLB	LILB	RILB	ROLB	LCB	RCB	SS	FS	P
9/10	at Philadelphia	Nash (LT)	Bryant	MLJohnson	Bosworth	Wyman	Maxwell	Moyer (S)	Jenkins	Glasgow	Hart (RT)	Rodriguez
9/17	Phoenix	Nash	Bryant	Porter	Bosworth	Wyman	Maxwell	Harper	Jenkins	Glasgow	JJohnson	Rodriguez
9/24	at New England	Nash	Bryant	Porter	Comeaux	Wyman	Maxwell	Harper	Hunter	Glasgow	Robinson	Rodriguez
10/1	at L.A. Raiders	Nash	Bryant	Porter	Comeaux	Wyman	Maxwell	Harper	Hunter	Glasgow	Robinson	Rodriguez
10/8	Kansas City	Nash	Bryant (RT)	Woods	Comeaux	Wyman	Maxwell	Harper	Hunter	Glasgow	Robinson	Rodriguez
10/15	at San Diego	Nash (LT)	Bryant	Woods	Mitz (RE)	Wyman	Maxwell	Harper	Hunter	Glasgow	Robinson	Rodriguez
10/22	Denver	Nash	Bryant	Woods	Comeaux	Wyman	Maxwell	Jenkins	Hunter	Glasgow	Robinson	Rodriguez
10/29	San Diego	Nash (LT)	Bryant (RT)	Woods (RE)	Comeaux	Wyman	Moyer (S)	Harper	Hunter	Glasgow	Robinson	Rodriguez
11/5	at Kansas City	Nash	Bryant	Woods	Comeaux	Wyman	MLJohnson	Harper	Hunter	Glasgow	Robinson	Rodriguez
11/12	Cleveland	Nash	Franklin	Woods	Comeaux	Wyman	MLJohnson	Harper	Hunter	Glasgow	Robinson	Rodriguez
11/19	at N.Y. Giants	Nash (LT)	Bryant (RT)	Woods (RE)	Comeaux	Wyman	Moyer (S)	Harper	Hunter	Glasgow	Robinson	Rodriguez
11/26	at Denver	Nash	Bryant	Woods	Comeaux	Wyman	MLJohnson	Harper	Hunter	Glasgow	Robinson	Rodriguez
12/4	Buffalo	Nash	Bryant	Woods	Comeaux	Wyman	MLJohnson	Harper	Hunter	Glasgow	Robinson	Rodriguez
12/10	at Cincinnati	Nash	Bryant	Woods	Comeaux	Wyman	MLJohnson	Harper	Hunter	Glasgow	Robinson	Rodriguez
12/17	at L.A. Raiders	Nash	Bryant	Woods	Comeaux	Wyman	MLJohnson	Harper	Hunter	Glasgow	Robinson	Rodriguez
12/23	Washington	Nash	Bryant	Woods	Comeaux	Wyman	MLJohnson	Harper	Hunter	Glasgow	Robinson	Rodriguez
								Jefferson	Hunter			



BUILDING THE FRANCHISE

CHRONOLOGY

- 1972** — **6/15** Seattle Professional Football, a group of business and community leaders, announce their intention to attempt to secure a National Football League franchise for the City of Seattle. Herman Sarkowsky serves as spokesman for the group. **11/2** Construction begins on The Kingdome.
- 1974** — **6/4** The National Football League announces that Seattle will have a franchise for the 1976 season. **12/5** The National Football League announces that it has voted membership to Seattle Professional Football, Inc., headed by Lloyd W. Nordstrom with partners Herman Sarkowsky, D.E. "Ned" Skinner, Howard S. Wright, M. Lamont Bean, and Lynn P. Himmelman.
- 1975** — **3/6** John Thompson, Executive Director of the NFL Management Council, named General Manager of the Seattle franchise. **6/17** Nickname "Seahawks" selected from 20,365 entries and 1,741 different names. One hundred fifty-one suggest "Seahawks." **12/18** Seahawks agree to a 20-year lease agreement to play all games in The Kingdome.
- 1976** — **1/3** Jack Patera, assistant coach of the Minnesota Vikings, named head coach of the Seahawks. **1/20** Lloyd W. Nordstrom, spokesman for the Nordstrom family, the Seahawks' majority owner, dies of a heart attack while vacationing in Mexico. **3/30** Veteran Allocation held in New York City. Seahawks select 39 NFL veterans. **4/8-9** College draft. Seahawks select 25 collegians in their first college draft. Notre Dame's Steve Niehaus is the first choice and he flies to Seattle for evening news conference on April 8. **7/9** Seahawks open training camp at Eastern Washington University in Cheney. **8/1** Seahawks play first game before 60,825 fans in the Kingdome. San Francisco holds on to defeat Seattle, 27-20, as Jim Zorn is tackled on the 49ers' two-yard line when the gun sounds. **8/29** Seahawks capture first victory, a 17-16 preseason win over San Diego, as Ron Howard catches a three-yard Jim Zorn pass for the winning touchdown with only 13 seconds remaining. **9/12** Seattle opens regular season play with a near miss against St. Louis, 30-24. The game ends with the Cardinals intercepting a pass in the end zone. **10/17** Seahawks win Expansion Bowl with 13-10 victory over host Tampa Bay. Linebacker Mike Curtis blocks a Tampa Bay field goal attempt with 42 seconds remaining to preserve the victory. **11/7** Seahawks capture their first regular season victory at home with a 30-13 win over Atlanta. Sherman Smith becomes the first Seattle back to rush for over 100 yards with 124 yards on 14 carries.
- 1977** — **1/17** Seahawks host the Pro Bowl and it is the first sellout in the 27-year history of the game and is the largest crowd under the AFC vs. NFC format. AFC scores a 24-14 win before 63,214 fans. **5/3** Seattle trades its first-round draft choice, the second player in the draft, to Dallas for the Cowboys' first-round selection and three second-round picks. The Seahawks select Steve August, offensive guard from Tulsa, on the first round. **10/30** After missing four games with an injury, Jim Zorn returns to lead Seattle to a 56-17 triumph over Buffalo. The Seahawks set 15 club records and equalled six, including Zorn's four TD passes. **11/13** Seattle defense blanks the New York Jets. 17-0, in Shea Stadium, the first time an established team is shutout by a second-year team. **12/18** Seahawks win their fifth game of the year, a 20-19 decision over Cleveland before 61,583 fans in the Kingdome, to establish a record for most wins ever by a second-year expansion team.

- 1978** — **5/3** Keith Simpson, cornerback from Memphis State, is selected as Seattle's first-round draft choice followed by his college teammate Keith Butler, a linebacker, on the second round. **10/8** Efren Herrera kicks a 19-yard field goal on the final play of the game to give Seattle a 29-28 win over Minnesota before 62,031 fans. **11/26** Seattle becomes the first team since 1965 to beat Oakland twice during the regular season with a 17-16 win on Efren Herrera's 46-yard field goal with just three seconds remaining. **12/17** Seahawks end their third season with a 9-7 record and finish one game behind Denver in the AFC West standings following a 23-19 win over Kansas City. Al Hunter rushes for 133 yards on 27 carries as Seahawks perform before sixth straight home sellout crowd.
- 1979** — **1/29** Steve Largent catches a record-equalling five passes as Seattle's first representative to the Pro Bowl. National Football Conference defeats Largent and his AFC teammates, 13-7, in the Los Angeles Memorial Coliseum. **5/3** Manu Tuiaosopo, defensive tackle from UCLA, becomes Seattle's first-round draft choice. **10/29** After trailing 14-0, the Seahawks rebound for a 31-28 win over Atlanta in Seattle's first appearance on ABC's Monday Night Football. Dan Doornink rushes for 122 yards on 21 carries and scores twice. **12/16** The Seahawks close out their second straight 9-7 season with a 29-24 win over Oakland. Sam McCullum sets a club record with 173 yards receiving on eight catches.
- 1980** — **4/29** Seattle trades its first-round draft choice and a third-round pick to Buffalo for the Bills' first-round choice, the tenth player in the draft. The Seahawks then select defensive end Jacob Green of Texas A&M on the first round. **9/28** Seahawks score second shutout in the club's history with a 14-0 win over Washington Redskins in Robert F. Kennedy Stadium. **10/5** Sam McCullum catches two touchdown passes and Efren Herrera kicks four field goals in 26-7 win over Houston at the Astrodome.
- 1981** — **4/28** Seahawks select UCLA safety Kenny Easley on the first round of the NFL draft. **11/8** Seattle holds the Pittsburgh Steelers scoreless in the second half and rallies for a pair of fourth quarter touchdowns to capture a 24-21 victory at the Kingdome. **11/16** The Seahawks score on their last eight possessions to defeat the San Diego Chargers, 44-23, on Monday Night Football. It is the Seahawks' first regular season victory over the Chargers after eight straight losses.
- 1982** — **3/11** Mike McCormack, former head coach with the Philadelphia Eagles and Baltimore Colts, is named Director of Football Operations. **4/27** Seahawks select Clemson defensive end Jeff Bryant in the first round of the college draft. **9/21** Players go on strike for 57 days. **10/13** Mike McCormack named interim head coach after the firing of head coach Jack Patera and general manager John Thompson. **11/21** Seahawks capture 17-10 victory over the host Denver Broncos in Mike McCormack's first game as head coach following the players' strike. Steve Largent catches a 34-yard touchdown pass from Jim Zorn with 49 seconds left for the victory. **11/28** Seahawks shut out the Pittsburgh Steelers, 16-0, for the club's third shutout in history and first at the Kingdome.
- 1983** — **1/2** Seahawks conclude nine-game season with a 13-11 win over the Denver Broncos as Dave Krieg throws a 19-yard touchdown pass to Roger Carr with just 47 seconds left. The Seahawks drive 87 yards in 10 plays with no timeouts to score the winning touchdown. Seattle finishes the season 4-5 but were 4-3 under Mike McCormack. **1/3** Mike McCormack named President and General Manager of the Seattle Seahawks after previously serving as Director of Football Operations since March 11, 1982, and interim head coach since October 13, 1982. **1/26** Chuck Knox named head coach of the Seahawks. Knox previously had served as head coach of the Los Angeles Rams (1973-77) and the Buffalo Bills (1978-82). He guided seven of his ten teams to the playoffs, while winning six division



championships. **3/15** Chuck Allen, who joined the Seahawks staff in June of 1975 as Director of Pro Scouting, named Assistant General Manager. **4/26** Seattle selects Penn State running back Curt Warner in the NFL draft. Warner is the third player taken on the first round. To be able to get Warner, the Seahawks trade their first, second and third round selections to the Houston Oilers for the Oilers first-round pick. **9/11** Seahawks win first game under Chuck Knox, 17-10, over the New York Jets, as the club sets a team record with 57 rushing attempts and Curt Warner gains 128 yards on 24 carries. **10/16** Seahawks force eight turnovers and register eight sacks in 38-36 victory over the Los Angeles Raiders. **10/30** Seahawks make it two straight over Raiders with 34-21 win. **12/18** Seahawks clinch first playoff berth with 24-6 win over New England. **12/24** Dave Krieg throws three touchdown passes and Curt Warner rushes for 99 yards in 31-7 win over Denver in the AFC Wild Card Game before 60,752 fans in Kingdome. **12/31** Seahawks drive 66 yards in five plays late in the fourth quarter to capture playoff win over Miami, 27-20, before 71,032 fans at the Orange Bowl.

1984 — 1/8 Los Angeles Raiders defeat the Seahawks, 30-14, in the AFC Championship Game at the Los Angeles Memorial Coliseum before 88,734 fans. **5/1** Seahawks select cornerback Terry Taylor of Southern Illinois as their first-round choice in the annual NFL draft. **9/3** Seahawks win regular season opener for the first time in franchise history, a 33-0 victory over Cleveland Browns. The enthusiasm is dampened by an injury to Curt Warner which will keep him out for the rest of the season. **10/29** Seahawks post their second shutout of the season with a 24-0 victory over the San Diego Chargers on Monday Night Football. Kenny Easley intercepts a club record three passes and Steve Largent catches three touchdown passes. **11/4** Seahawks set an NFL record by returning four interceptions for touchdowns, including two by Dave Brown, in a 45-0 win over the Kansas City Chiefs. Kenny Easley and Keith Simpson had the other two interception returns for touchdowns. **11/25** Dave Krieg throws for 406 yards and three touchdowns, including an 80-yarder to Daryl Turner on the first play of the game, to lead the Seahawks past Denver, 27-24. Steve Largent catches 12 passes for 191 yards and one score. **12/2** Seahawks clinch playoff berth with a 38-17 win over Detroit as Dave Krieg throws a team record five touchdowns passes. **12/22** Seattle eliminates the defending Super Bowl Champion Los Angeles Raiders, 13-7, from the playoffs in the AFC Wild Card Game at the Kingdome. Seahawks rush for 205 yards and force three turnovers, along with registering six sacks, in the victory. **12/29** Miami defeats the Seahawks, 31-10, in an AFC Divisional Playoff Game at the Orange Bowl.

1985 — 6/18 Seahawks and Northwest College agree to a long-term lease for a new practice and office complex for the club in Kirkland. The facility will be built on 12 acres adjacent to Northwest College. A 36,000-square foot building will house the club's administrative offices, locker room and training facilities. **7/20** Seahawks open their tenth and final training camp at Eastern Washington University in Cheney. **9/8** Curt Warner returns to the Seattle lineup after missing all but the 1984 opener as the Seahawks defeat Cincinnati, 28-24, at Riverfront Stadium. Warner gains 66 yards on 17 carries and scores the game-

winning touchdown on an 11-yard run with 7:07 remaining. **9/15** Daryl Turner sets a club record with four touchdown catches and Dave Krieg throws five touchdown passes in Seattle's 49-35 victory over the San Diego Chargers at Jack Murphy Stadium. **10/13** Dave Krieg passes for 405 yards and four touchdowns, including a 12-yarder to Paul Skansi for the winning touchdown with 35 seconds remaining, as Seahawks defeat Atlanta, 30-26. Krieg directs the Seahawks 86 yards in 16 plays on the winning drive. **10/21** Ceremonial ground-breaking is held for team's new headquarters. **11/3** Terry Taylor returns an interception 75 yards for a touchdown and blocks a field goal attempt that is recovered by Byron Walker and returned 56 yards for a touchdown in Seattle's 33-3 win over the Los Angeles Raiders at the Kingdome.

1986 — 4/29 Seahawks select Florida fullback John L. Williams as their first-round draft choice. Williams is the 15th player picked overall. **6/18** Seahawks move into new headquarters on a 12-acre site adjacent to Northwest College in Kirkland. **7/16** Seahawks open their 11th training camp but first at their new headquarters. **9/7** Seahawks kickoff their 1986 regular season schedule with a 30-0 victory over the Pittsburgh Steelers at the Kingdome. **10/6** Seahawks defeat San Diego Chargers, 33-7, on Monday Night Football as Steve Largent breaks NFL record for most consecutive games with a pass reception. Largent catches a pass in the 128th straight game in which he participated. **10/19** Jacob Green registers four sacks and Dave Brown intercepts two passes in leading Seattle to a 17-12 win over the eventual Super Bowl champion New York Giants. **11/27** Seahawks defeat the Dallas Cowboys, 31-14, on Thanksgiving Day as Curt Warner runs for 122 yards and Dave Krieg completes 16-of-24 passes for 214 yards and two touchdowns. **12/8** Seattle hands the Los Angeles Raiders their biggest defeat since 1962, 37-0, as Curt Warner gains 116 yards and Dave Krieg passes for 243 yards and two touchdowns. Seattle gains 407 yards in total offense, while the defense holds the Raiders to 138 yards. **12/20** Seahawks close out five-game winning streak and a 10-6 season by defeating eventual AFC Champion Denver, 41-16. The Seahawks gain a season high 536 yards, including a club record 298 yards rushing, led by Curt Warner's 192 yards and three touchdowns on 24 carries.

1987 — 4/28 Seahawks select Pittsburgh linebacker Tony Woods in the first round of the NFL draft. Woods is the 18th player picked. **6/12** Seahawks win lottery for first choice in supplemental draft and select Oklahoma linebacker Brian Bosworth. **9/13** After first two regular season games, NFL Players Association calls a strike that will last four weeks. Games for Sunday, September 18, are cancelled. **10/25** Seahawks defeat the Los Angeles Raiders, 35-13, in first game with regulars following the strike. Seattle builds up a 28-0 halftime lead and wins in Los Angeles for the first time since 1983. **12/13** Dave Krieg completes 23-of-33 passes for 238 yards and Ray Butler catches six passes for 107 yards and two touchdowns in leading Seattle past Denver, 28-21, at the Kingdome. **12/20** Seahawks defeat the Chicago Bears at Soldier Field as John L. Williams sparks the offense with a 75-yard touchdown on a screen pass from Dave Krieg and the defense contributes five takeaways.

1988 — 1/3 Seahawks close out the 1987 season with a 23-20 overtime loss to the Houston Oilers at the Astrodome in the AFC First-Round Playoff Game. **4/24** Seahawks use their second-round choice in the draft to select University of Miami wide receiver Brian Blades. The Seahawks first-round pick had been exercised in the June, 1987 supplemental draft. **8/30** California real estate developers Ken Behring and Ken Hofmann complete their purchase of the Seahawks from the Nordstrom family. **9/4** Seahawks open 13th season with a 21-14 win at Denver over the two-time defending AFC Champion Broncos. Curt Warner scores twice and John L. Williams accounts for 161 yards from

scrimmage. It is Seattle's first win in Denver since 1984. **9/18** Steve Largent becomes the NFL's all-time leader in pass receiving yards with 12,167 at San Diego, but the Seahawks lose to the Chargers, 17-6. Largent broke Charlie Joiner's record of 12,146 yards. **10/2** Rookie quarterback Kelly Stouffer makes his first NFL start for an injured Dave Krieg and leads the Seahawks to a 31-20 win over the Atlanta Falcons in Atlanta. John L. Williams ties a team record with three rushing touchdowns. **11/13** Seahawks defeat the Houston Oilers 27-24, as Dave Krieg returns after missing seven games with a shoulder separation. Krieg engineers a 10-play drive to Norm Johnson's game-winning field goal with less than one second left. **11/28** Dave Krieg equals his own team record with five touchdown passes as Seahawks defeat the Los Angeles Raiders, 35-27, on Monday night in the Kingdome. Curt Warner (130) and John L. Williams (105) become first pair of Seahawks to each gain over 100 yards rushing in the same game. **12/11** Seahawks score touchdowns on their first six possessions in a 42-17 win over Denver. Curt Warner establishes a team record with four rushing touchdowns. Warner (126) and John L. Williams (109) each top 100 yards rushing. **12/18** John L. Williams accounts for 239 yards of offense, including 180 receiving, and Dave Krieg throws for 410 yards and four scores, as the Seahawks defeat the Los Angeles Raiders, 43-37, in Los Angeles to clinch the first AFC Western Division title in franchise history. Rookie Brian Blades catches four passes for 123 yards and two touchdowns. **12/31** Seahawks are eliminated from the playoffs by the eventual AFC Champion Cincinnati Bengals, 21-13, in Riverfront Stadium.

1989 — 2/8 John Becker, offensive coordinator of the Indianapolis Colts for the past two seasons and a nine-year NFL coaching veteran, named offensive coordinator. Becker replaces Steve Moore, who resigned to enter private business. **2/22** Tom Flores named President/General Manager, replacing Mike McCormack. Flores guided the Los Angeles Raiders to an 83-53 regular season record and two Super Bowl titles in nine seasons, 1979-87, as their head coach. **3/1** Rod Perry, a ten-year NFL playing veteran, named defensive backfield coach replacing Ralph Hawkins, who joined the New York Jets as defensive coordinator. **4/23** Seahawks select Notre Dame tackle Andy Heck with the fifteenth pick on the first round of the draft. **9/10** Seahawks lose regular season opener in Philadelphia, 31-7, and also lose wide receiver Steve Largent for six weeks with a broken elbow. Largent, however, scores Seattle's only touchdown. **10/29** Dave Krieg and Brian Blades combine on a 21-yard touchdown pass with 40 seconds left in a 10-7 win over the San Diego Chargers. The win is the 100th in regular season play for the Seahawks. Blades catches a career-high 10 passes for 117 yards. **11/26** Steve Largent ties Don Hutson's NFL record of 99 career receiving touchdowns in the Seahawks' 41-14 loss at Denver. **12/4** Dave Krieg ignites a three-game winning streak with 298 yards passing and the game-winning touchdown pass in a 17-16 Monday night win over Buffalo. **12/10** Seahawks win 24-17 at Cincinnati as Dave Krieg throws three touchdown passes. One goes to Steve Largent, the NFL record 100th of his career. **12/17** John L. Williams catches a career-high 12 passes for 129 yards as the Seahawks defeat the Los Angeles Raiders, 23-17. **12/23** Seahawks close out the season with a 29-0 loss to the Washington Redskins. In pregame ceremonies, retiring wide receiver Steve Largent is honored and his is the first name inducted in the Seahawks Ring of Honor around the Kingdome.

1990 — 4/22 Seahawks trade four draft choices to New England, including two first-rounders to move up and select University of Miami defensive tackle Cortez Kennedy with the third overall choice. Seahawks also receive a second-rounder from the Patriots which they use on Syracuse University linebacker Terry Wooden.

ALL-TIME ROSTER

(337 Players)

Name (Pos)	Years	GP	GS	College
Abramowitz, Sid (T)	1984	4	0	Tulsa
Adkins, Sam (QB)	1977-82	10	0	Wichita State
Agee, Tommie (FB)	1988	16	0	Auburn
Aiu, Charlie (G)	1978	1	0	Hawaii
Allen, Harvey (S)	1987	2	2	Nevada-Las Vegas
Alvarez, Wilson (K)	1981	4	0	Southeast Louisiana
Anderson, Eddie (S)	1986	5	0	Fort Valley State
Anderson, Fredell (DE)	1980-82	22	6	Prairie View
Andrews, Tom (C-G)	1987	2	2	Louisville
August, Steve (T)	1977-84	97	90	Tulsa
Bachman, Ted (CB)	1976	5	0	New Mexico State
Baham, Curtis (CB)	1987	3	0	Tulane
Bailey, Edwin (G-T)	1981-89	125	106	South Carolina State
Barbay, Roland (NT)	1987	5	0	Louisiana State
Barisich, Carl (DE)	1976	14	7	Princeton
Beamon, Autry (S)	1977-79	45	39	East Texas State
Bebout, Nick (T)	1976-79	56	55	Wyoming
Beeson, Terry (LB)	1977-81	77	67	Kansas
Bell, Mark (TE-DE)	1979-80,			
	1982	41	2	Colorado State
Bengen, Brant (WR)	1987	3	0	Idaho
Benjamin, Tony (FB)	1977-79	28	1	Duke
Bitterlich, Don (K)	1976	3	0	Temple
Blackwood, Lyle (S)	1976	11	0	Texas Christian
Blades, Brian (WR)	1988-89	32	21	Miami
Blue, Anthony (CB)	1987	3	0	Nevada-Las Vegas
Bolton, Andrew (RB)	1976	5	2	Fisk
Borchardt, Jon (G-T)	1985-87	42	4	Montana State
Bosworth, Brian (LB)	1987-89	24	24	Oklahoma
Bouyer, Willie (WR)	1989	1	0	Michigan State
Bowman, Barry (P)	1987	1	0	Louisiana Tech
Boyd, Dennis (DE-DT-T)	1977-79,			
	1981-82	59	27	Oregon State
Boyd, Jerome (LB)	1983	5	0	Oregon State
Bradley, Ed (LB)	1976	14	14	Wake Forest
Brilz, Darrick (G)	1989	14	0	Oregon State
Brinson, Larry (RB)	1980	8	0	Florida
Brock, Lou (CB)	1988	1	0	Southern California
Brown, Arnold (CB)	1987	2	0	No. Carolina Central
Brown, Dave (S-CB)	1976-86	159	159	Michigan
Brown, Theotis (RB)	1981-83	22	7	UCLA
Bryant, Cullen (FB)	1983-84	19	5	Colorado
Bryant, Jeff (DE)	1982-89	112	108	Clemson
Bullard, Louis (T)	1978-80	36	15	Jackson State
Burnham, Tim (T)	1987-88	3	3	Washington
Burse, Tony (FB)	1987	12	0	Middle Tennessee St.
Bush, Blair (C)	1983-88	82	78	Washington
Butler, Chuck (LB)	1984	8	0	Boise State
Butler, Keith (LB)	1978-87	146	132	Memphis State
Butler, Ray (WR)	1985-88	1	8	Southern California
Cain, Joe (LB)	1989	9	0	Oregon Tech
Caldwell, Tony (LB)	1987	1	1	Washington
Campbell, Jack (T)	1982	1	0	Utah
Carr, Roger (WR)	1982	9	2	Louisiana Tech
Castor, Chris (WR)	1983-84	23	0	Duke
Chadwick, Jeff (WR)	1989	11	0	Grand Valley State
Clancy, Sam (DE)	1983	13	0	Pittsburgh
Clark, Louis (WR)	1987-89	25	6	Mississippi State
Clarke, Ken (NT)	1988	16	1	Syracuse
Clune, Don (WR)	1976	9	1	Penn
Coder, Ron (G)	1976-77,			
	1979	43	19	Penn State
Coffield, Randy (LB)	1976	13	0	Florida State
Collins, Greg (LB)	1976	13	0	Notre Dame
Colquitt, Jimmy (P)	1985	2	0	Tennessee
Comeaux, Darren (LB)	1988-89	25	19	Arizona State
Cooke, Bill (DE-DT)	1978-80	34	3	Massachusetts
Corley, Chris (TE)	1987	1	0	South Carolina



Autry Beamon



Mike Curtis



Dan Doornink

Cortes, Julio (LB)	1987	3	3	Miami
Cowlings, Al (DE)	1976	1	0	Southern California
Crawford, Rufus (RB)	1978	16	0	Virginia State
Cronan, Peter (LB)	1977-79,			
	1981	50	3	Boston College
Cryder, Bob (T)	1984-86	32	25	Alabama
Curtis, Mike (LB)	1976	14	14	Duke
Darby, Alvis (TE)	1976	1	0	Florida
Davis, Fred (CB)	1987	1	1	Western Carolina
Dean, Vernon (S)	1988	16	0	San Diego State
Dee, Donnie (TE)	1989	3	3	Tulsa
Demarie, John (G)	1976	9	8	Louisiana State
DeVita, Rob (LB)	1987	1	0	Illinois Benedictine
Dion, Terry (DE)	1980	9	2	Oregon
Dixon, Zachary (RB)	1983-84	26	2	Temple
Doornink, Dan (FB-RB)	1979-85	92	44	Washington State
Dorning, Dale (DE)	1987	3	3	Oregon
Dorris, Andy (DE)	1977	4	1	New Mexico State
Dove, Wes (DE)	1987	2	0	Syracuse
Dufek, Don (S)	1976-77,			
	1979-84	95	6	Michigan
Dugan, Bill (G)	1981-83	40	5	Penn State
Easley, Kenny (S)	1981-87	89	87	UCLA
East, Ron (DT)	1977	14	14	Montana State
Edmonds, Bobby Joe (KR)	1986-88	42	0	Arkansas
Edwards, Randy (DE-NT)	1984-87	52	4	Alabama
Eisenhooth, John (NT)	1987	1	0	Lock Haven
Eisenhooth, Stan (C)	1987-88	13	0	Towson State
Eller, Carl (DE)	1979	16	8	Minnesota
Engles, Rick (P)	1976-77	15	0	Tulsa
Essink, Ron (T)	1980-85	83	70	Grand Valley State
Evans, Norm (T)	1976-78	38	25	Texas Christian
Evans, Russell (WR)	1987	1	0	N.E. Missouri State
Fairbanks, Don (DE)	1987	3	3	Colorado
Fanning, Mike (DE)	1984	16	0	Notre Dame
Feasel, Grant (C)	1987-89	44	20	Abilene Christian
Fenner, Derrick (RB)	1989	6	1	North Carolina
Ferguson, Duke (WR)	1977-79	33	8	San Diego State
Fifer, Bill (T)	1979	0	0	West Texas State
Finzer, Dave (P)	1985	12	0	DePauw
Flones, Brian (LB)	1981-82	13	0	Washington State
Franklin, Byron (WR)	1985-87	33	1	Auburn
Franklin, Jethro (DE)	1989	7	1	Fresno State
Gaines, Greg (LB)	1981,			
	1983-88	88	43	Tennessee
Gamache, Vince (P)	1986	16	0	Cal State-Fullerton
Garcia, Frank (P)	1981	1	0	Arizona
Geddes, Ken (LB)	1976-78	36	25	Nebraska
Gilbert, Gale (QB)	1985-86	25	2	California
Glasgow, Nesby (S)	1988-89	32	16	Washington
Glaze, Charles (CB)	1987	3	2	South Carolina State
Godfrey, Chris (G)	1988	9	2	Michigan
Graff, Neil (QB)	1976	0*	0	Wisconsin
Graham, David (DE-NT)	1982, 1987	6	2	Morehouse
Grant, Will (C)	1986	7	6	Kentucky
Green, Boyce (RB)	1987	2	2	Carson-Newman
Green, Jacob (DE)	1980-89	146	144	Texas A&M
Green, Jessie (WR)	1979-80	23	0	Tulsa
Green, Sammy (LB)	1976-79	60	44	Florida
Green, Tony (KR)	1979	11	0	Florida
Greene, Danny (WR)	1985	4	0	Washington



Don Dufek



Norm Evans



Steve Raible

Gregory, Bill (DE-DT)	1978-80	47	43	Wisconsin
Griffith, Russell (P)	1987	2	0	Weber State
Hagen, Mike (FB)	1987	2	1	Montana
Hagler, Scott (K)	1987	2	0	South Carolina
Hanousek, Matt (T-G)	1987	3	3	Utah State
Hansen, Don (LB)	1976	2	0	Illinois
Hardy, Andre (FB)	1985	3	1	St. Mary's
Hardy, Robert (DT)	1979-82	54	53	Jackson State
Harmon, Kevin (RB)	1988-89	9	0	Iowa
Harper, Dwayne (CB)	1988-89	32	14	South Carolina State
Harris, Elroy (RB)	1989	14	0	Eastern Kentucky
Harris, Franco (FB)	1984	8	6	Penn State
Harris, John (S)	1978-85	119	112	Arizona State
Harris, Richard (DE-DT)	1976-77	28	24	Grambling
Hart, Roy (NT)	1988-89	16	1	South Carolina
Heck, Andy (T)	1989	16	9	Notre Dame
Hernandez, Matt (T)	1983	8	1	Purdue
Herrera, Efren (K)	1978-81	60	0	UCLA
Hicks, Mark (LB)	1983	10	1	Arizona State
Hines, Andre (T)	1980	9	0	Stanford
Hire, Doug (C)	1987	3	1	Linfield
Hoaglin, Fred (C)	1976	13	7	Pittsburgh
Hollie, Doug (DE)	1987-88	5	0	Southern Methodist
Hollis, David (CB-S)	1987-89	27	0	Nevada-Las Vegas
Howard, Ron (TE)	1976-78	42	36	Seattle
Hudson, Gordon (TE)	1986	16	4	Brigham Young
Hughes, David (FB)	1981-85	69	27	Boise State
Hughes, Van (DT)	1987	1	1	S.W. Texas State
Hunter, Al (RB-FB)	1977-80	53	5	Notre Dame
Hunter, Patrick (CB)	1986-89	53	32	Nevada-Reno
Hyde, Glenn (C)	1986	3	0	Pittsburgh
Irvin, Darrell (DE)	1983	16	0	Oklahoma
Ivory, Horace (RB)	1981-82	12	0	Oklahoma
Jackson, Harold (WR)	1983	15	6	Jackson State
Jackson, Joe (LB)	1987	3	0	San Francisco State
Jackson, Michael (LB)	1979-86	105	78	Washington
Jackson, Terry (CB)	1984-85	32	0	San Diego State
Jefferson, James (CB)	1989	16	1	Texas A&I
Jenkins, Melvin (CB)	1987-89	44	20	Cincinnati
Jodat, Jim (FB)	1980-81	28	18	Carthage
Johns, Paul (WR)	1981-84	40	18	Tulsa
Johnson, Gregory (CB-S)	1981-83,			
	1986	56	3	Oklahoma State
Johnson, Johnnie (S)	1989	3	1	Texas
Johnson, M.L. (LB)	1987-89	37	9	Hawaii
Johnson, Norm (K)	1982-89	118	0	UCLA
Jolley, Gordon (G-T)	1976-77	26	15	Utah
Jones, Ernie (CB)	1976	9	3	Miami
Jones, Horace (DE)	1977	1	0	Louisville
Jones, James (FB)	1989	2	0	Florida
Jones, Mike (LB)	1977	12	0	Jackson State
Jones, Rod (TE)	1989	4	0	Washington
Juma, Kevin (WR)	1987	3	2	Idaho
Justin, Kerry (CB)	1978-83,			
	1986-87	105	35	Oregon State
Kaiser, John (LB)	1984-86	48	0	Arizona
Kane, Tommy (WR)	1988-89	14	0	Syracuse
Kauahi, Kani (C)	1982-86	60	5	Hawaii
Kaumeyer, Thom (S)	1989	1	0	Oregon
Keel, Mark (TE)	1987	3	3	Arizona
Kemp, Jeff (QB)	1987-89	33	2	Dartmouth
Kinlaw, Reggie (NT)	1985-86	30	5	Oklahoma

Kraayeveld, Dave (DE-DT)	1978	12	0	Milton
Krieg, Dave (QB)	1980-89	103	94	Milton
Kuehn, Art (C-G)	1976-82	98	33	UCLA
Lane, Eric (FB-RB)	1981-87	97	12	Brigham Young
Largent, Steve (WR)	1976-89	200	197	Tulsa
Laughton, Jim (TE)	1986	6	0	San Diego State
Lavine, Paul (LB)	1987	3	1	Utah State
Le Bel, Harper (TE)	1989	16	0	Colorado State
Lewis, Will (CB)	1980-81	26	0	Millersville State
Leypoldt, John (K)	1976-78	25	0	No College
Lindley, David (QB)	1987	0*	0	Linfield
Long, Doug (S)	1977-78	16	0	Whitworth
Lurtsema, Bob (DE-DT)	1976-77	27	25	Western Michigan
Lynch, Tom (G)	1977-80	60	48	Boston College
Mack, Kim (S)	1987	1	0	Florida State
Mangiero, Dino (NT)	1984	15	0	Rutgers
Marinero, Ed (FB)	1977	2	0	Cornell
Martin, Amos (LB)	1977	2	0	Louisville
Mathison, Bruce (QB)	1987	3	2	Nebraska
Mattes, Ron (T)	1986-89	60	52	Virginia
Matthews, Al (S)	1976	14	14	Texas A&I
Maxwell, Vernon (LB)	1989	9	7	Arizona State
McAlister, Ken (S)	1982-83	11	0	San Francisco
McCullum, Sam (WR)	1976-81	91	78	Montana State
McCutcheon, Lawrence (FB)	1980	8	1	Colorado State
McGrath, Mark (WR)	1981	6	0	Montana State
McKenzie, Reggie (G)	1983-84	24	22	Michigan
McKinnis, Hugh (FB)	1976	11	5	Arizona State
McMakin, John (TE)	1976	12	1	Clemson
McMillan, Eddie (CB)	1976-77	28	28	Florida State
McNeal, Travis (TE)	1989	16	6	Tenn-Chattanooga
McShane, Charles (LB)	1977-79	29	0	Cal Lutheran
McVeigh, John (LB)	1987	3	3	Miami
Merriman, Sam (LB)	1983-87	71	1	Idaho
Metzelaars, Pete (TE)	1982-84	34	13	Wabash
Millard, Bryan (G-T)	1984-89	89	67	Texas
Miller, Darrin (LB)	1988-89	32	0	Tennessee
Miller, Terry (RB)	1981	1	0	Oklahoma State
Minor, Vic (S)	1980-81	20	0	Northeast Louisiana
Mitz, Alonzo (DE)	1986-89	40	7	Florida
Moore, Alvin (RB)	1987	1	0	Arizona State
Moore, Jeff (RB)	1979-81	32	3	Jackson State
Moore, Mark (S)	1987	5	0	Oklahoma State
Morris, Randall (RB)	1984-88	61	2	Tennessee
Morton, Michael (RB)	1987	2	0	Nevada-Las Vegas
Moyer, Paul (S)	1983-89	98	30	Arizona State
Munson, Bill (QB)	1976	6	0	Utah State
Myer, Steve (QB)	1976-79	13	4	New Mexico
Nash, Joe (DT-NT)	1982-89	114	95	Boston College
Nelson, Ralph (RB)	1976	7	3	No College
Newton, Bob (G)	1976-81	82	66	Nebraska
Niehaus, Steve (DE-DT)	1976-78	36	20	Notre Dame
Norman, Joe (LB)	1979-81,			
	1983	50	10	Indiana
O'Brien, Mike (S)	1979	3	0	California
O'Callaghan, John (TE)	1987	1	0	San Diego State
Olds, Bill (FB)	1976	1	1	Nebraska
Orns, Fred (LB)	1987	2	0	Chapman College
Packer, Walter (CB-KR)	1977	10	0	Mississippi State
Pardridge, Curt (WR)	1987	3	0	Northern Illinois
Parros, Rick (FB-RB)	1985, 1987	5	1	Utah State
Peets, Brian (TE)	1978-79	25	14	Pacific
Penchion, Bob (G)	1976	13	13	Alcorn A&M
Perryman, Dean (C)	1987	1	0	Washington
Polowski, Larry (LB)	1979	14	0	Boise State
Porter, Rufus (LB)	1988-89	32	3	Southern
Powell, Alvin (G)	1987-88	18	0	Winston-Salem State
Pratt, Robert (G)	1982-85	52	52	North Carolina
Preece, Steve (S)	1977	14	14	Oregon State
Price, Ernie (DE)	1978-79	16	15	Texas A&I
Raible, Steve (WR)	1976-81	83	8	Georgia Tech
Ramsey, Greg (DE)	1987	2	0	Fresno State
Rayhle, Fred (TE)	1977	2	0	Tenn-Chattanooga
Reece, Geoff (C)	1977	5	0	Washington State
Rennaker, Terry (LB)	1980	15	0	Stanford



David Sims



Sherman Smith



Jim Zorn

Richards, Howard (T)	1987	2	2	Missouri
Ridle, Elston (DE)	1989	2	0	Nevada-Reno
Robinson, Eugene (S)	1985-89	76	58	Colgate
Robinson, Shelton (LB)	1982-85	56	35	North Carolina
Roche, Alden (DE)	1977-78	21	12	Southern
Rodriguez, Ruben (P)	1987-89	44	0	Arizona
Romes, Charles (CB)	1987	0#	0	No. Carolina Central
Ross, Dan (TE)	1985	10	5	Northeastern
Ross, Oliver (RB)	1976	14	10	Alabama A&M
Sager, Ken (TE)	1987	3	1	Western Washington
Salisbury, Sean (QB)	1986	0*	0	Southern California
Sandifer, Bill (DT)	1977-78	16	15	UCLA
Sanford, Rick (S)	1985	5	0	South Carolina
Sawyer, John (TE)	1977-78,			
	1980-82	65	39	Southern Mississippi
Scales, Dwight (WR)	1984	4	0	Grambling
Scholtz, Bruce (LB)	1982-88	96	95	Texas
Schreiber, Adam (G)	1984	6	0	Texas
Scoggins, Ron (T)	1987	3	0	Nevada-Las Vegas
Sevy, Jeff (G-T)	1979-80	19	5	California
Simonson, Dave (T)	1976	5	0	Minnesota
Simpson, Keith (CB-S)	1978-85	108	70	Memphis State
Sims, David (FB-RB)	1977-79	29	12	Georgia Tech
Sims, Jack (G)	1987	3	2	Hawaii
Singer, Curt (T)	1986	11	0	Tennessee
Skansi, Paul (WR)	1984-89	79	2	Washington
Smith, Dallis (S)	1987	3	3	Valdosta State
Smith, Sherman (RB)	1976-82	82	68	Miami, Ohio
Snell, Donald (WR)	1987	1	0	Virginia Tech
Spagnola, John (TE)	1988	16	4	Yale
Stark, Chad (FB)	1987	2	0	North Dakota State
Stephens, Rod (LB)	1989	10	0	Georgia Tech
Stouffer, Kelly (QB)	1988-89	11	8	Colorado State
Strozier, Wilbur (TE)	1987	12	3	Georgia
Sutherland, Doug (DT)	1981	16	6	Wisconsin-Superior
Taylor, Terry (CB)	1984-88	74	52	Southern Illinois
Teal, Jimmy (WR)	1987-88	6	2	Texas A&M
Terry, Joe (LB)	1987	2	0	Cal State-Hayward
Testerman, Don (FB)	1976-78	44	26	Clemson
Thomas, Garth (G)	1987	1	1	Washington
Thomas, Ricky (S)	1987	1	1	Alabama
Thomas, Rodell (LB)	1981-82	19	1	Alabama State
Tice, Mike (TE)	1981-88	109	66	Maryland
Tipton, Dave (DE)	1976	12	12	Stanford
Tipton, Rico (LB)	1987	3	2	Washington State
Tofflemire, Joe (C)	1989	0*	0	Arizona
Tuiasosopo, Manu (DT-DE-NT)	1979-83	73	64	UCLA
Turner, Daryl (WR)	1984-87	59	40	Michigan State
Turner, Kevin (LB)	1981	8	0	Pacific
Tyler, Robert (TE)	1989	9	9	South Carolina State
Wagner, Vince (K)	1981	0*	0	Northwestern, Minn.
Walker, Byron (WR)	1982-86	58	3	Citadel
Walker, Tim (LB)	1980	16	0	Savannah State
Walsh, Jim (FB)	1980	4	0	San Jose State
Warner, Curt (RB)	1983-89	93	92	Penn State
Weaver, Herman (P)	1977-80	61	0	Tennessee
Weber, Roger (G)	1987	0*	0	Kent State
Webster, Cornell (CB)	1977-80	52	33	Tulsa
West, Jeff (P)	1981-85	58	0	Cincinnati

Wheat, Warren (G)	1989	2	0	Brigham Young
White, Chris (S)	1987	1	0	Tennessee
White, Jim (DE)	1976	2	0	Colorado State
White, Mike (DT)	1981-82	20	8	Albany State
Wiley, Charles (DT)	1987	1	1	Nevada-Las Vegas
Williams, Eugene (LB)	1982-83	13	1	Tulsa
Williams, James (FB)	1987	1	0	Fresno State
Williams, John (FB)	1985	2	0	Wisconsin
Williams, John L. (FB)	1986-89	59	57	Florida
Williams, Lester (NT)	1987	2	0	Miami
Wilmer, Ray (S)	1984	3	0	Louisiana Tech
Wilson, Mike (T)	1986-89	60	60	Georgia
Wimmer, Gary (LB)	1983	3	0	Stanford
Woods, Larry (DT)	1976	6	0	Tennessee State
Woods, Tony (LB)	1987-89	44	35	Pittsburgh
Woolsey, Rolly (CB)	1976	14	11	Boise State
Wyman, David (LB)	1987-89	36	32	Stanford
Yarno, John (C)	1977-82	74	62	Idaho
Young, Charle (TE)	1983-85	45	43	Southern California
Young, Fredd (LB)	1984-87	60	41	New Mexico State
Young, Renard (CB)	1987	3	3	Nevada-Las Vegas
Zorn, Jim (QB)	1976-84	126	100	Cal Poly-Pomona

* denotes was on active roster, but did not play in a game
played in playoff game only

COACHES ALL-TIME ROSTER

(27 coaches)

Name (Responsibility)	Years	College
Becker, John (Off. Coord./Receivers)	1989	Cal State-Northridge
Boghosian, Sam (Off. Coord./OL)	1976-77	UCLA
Catlin, Tom (Asst. Head Coach/ Def. Coord./LBs)	1983-89	Oklahoma
Christensen, Jack (DBs)	1978-82	Colorado State
Dyer, George (DL)	1983-89	Cal-Santa Barbara
Harris, Chick (RBs)	1983-89	Northern Arizona
Hawkins, Ralph (DBs)	1983-88	Maryland
Hollway, Bob (Def. Coord./DBs)	1976-77	Michigan
Knox, Chuck (Head Coach)	1983-89	Juniata
Lauterbur, Frank (DL)	1982	Mt. Union
Leggett, Earl (DL)	1976-77	Louisiana State
MacDonald, Andy (RBs)	1976-82	Central Michigan
McCormack, Mike (Head Coach)	1982	Kansas
Meyer, Ken (QBs)	1983-89	Denison
Moore, Steve (WRs)	1983-85	
(Off. Coord./WRs)	1986-88	Cal-Santa Barbara
Mora, Jim (DL)	1978-81	Occidental
Mudd, Howard (OL)	1978-82	Hillsdale
Patera, Jack (Head Coach)	1976-82	Oregon
Peccatiello, Larry (LBs)	1976-77	
(Def. Coord./LBs)	1978-80	William and Mary
Perry, Rod (DBs)	1989	Colorado
Prochaska, Ray (Off. Coord./OL)	1983-85	Nebraska
Purnell, Russ (Special Assignments)	1986	
(TEs/Asst. Special Teams)	1987-89	Whittier
Rhyme, Jerry (QBs/Receivers)	1976-77	
(Off. Coord./QBs)	1978-82	Tulsa
Simpson, Jackie (Def. Coord./LBs)	1981-82	Mississippi
Stephenson, Kent (OL)	1985-87	Northern Iowa
Tillman, Rusty (Special Teams)	1979-82	
(Special Teams/TEs)	1983-86	
(Special Teams/LBs)	1987-89	Northern Arizona
Vitt, Joe (Special Assignments)	1982-89	Towson State

CAREER HONORS

Captains

	Offense	Defense	Special Teams
1976	Norm Evans, T	Mike Curtis, LB	Ed Bradley, LB
1977	Norm Evans, T	Eddie McMillan, S	Steve Preece, S
1978	Norm Evans, T	Dennis Boyd, DT	Autry Beamon, S
1979	Steve Largent, WR	Dennis Boyd, DE	Autry Beamon, S
1980	Steve Largent, WR	Keith Simpson, S	
1981	Steve Largent, WR	Keith Simpson, S	Don Dufek, S
1982	Steve Largent, WR	Keith Simpson, S	Don Dufek, S
1983	Steve Largent, WR	Dave Brown, CB	Eric Lane, RB
1984	Charle Young, TE	Dave Brown, CB	Eric Lane, RB
1985	Steve Largent, WR	Dave Brown, CB	Eric Lane, RB
1986	Steve Largent, WR	Dave Brown, CB	Eric Lane, FB
1987	Steve Largent, WR Curt Warner, RB	Kenny Easley, S	Paul Moyer, S
1988	Steve Largent, WR	Jacob Green, DE Eugene Robinson, S	Game-to-Game
1989	Steve Largent, WR	Jacob Green, DE	Game-to-Game

Marcus Nalley Trophy

(Seahawks MVP as voted by teammates)

1976	Jim Zorn, QB	1983	Curt Warner, RB
1977	Steve Largent, WR	1984	Kenny Easley, S
1978	Jim Zorn, QB	1985	Steve Largent, WR
1979	Steve Largent, WR	1986	Curt Warner, RB
1980	Sam McCullum, WR	1987	Steve Largent, WR
1981	Steve Largent, WR	1988	John L. Williams, FB
1982	Kenny Easley, S	1989	Brian Blades, WR

Ring of Honor

1989 Steve Largent

Pro Bowl

1978	Steve Largent, WR
1979	Steve Largent, WR
1981	Steve Largent, WR
1982	Kenny Easley, S
1983	Kenny Easley, S (starter); Curt Warner, RB (starter)
1984	Dave Brown, CB; Kenny Easley, S (unanimous selection); Norm Johnson, K; Dave Krieg, QB; Steve Largent, WR; Joe Nash, NT (starter); Fredd Young, Sp.
1985	Kenny Easley, S (starter); Steve Largent, WR (starter); Fredd Young, Sp.
1986	Bobby Joe Edmonds, KR; Jacob Green, DE; Steve Largent, WR (starter); Curt Warner, RB (starter); Fredd Young, LB
1987	Kenny Easley, S (starter); Jacob Green, DE (starter); Steve Largent, WR (starter); Curt Warner, RB (starter); Fredd Young, LB (starter)
1988	Dave Krieg, QB; Rufus Porter, Sp.
1989	Brian Blades, WR; Dave Krieg, QB; Rufus Porter, Sp.

National Honors

1978	Jack Patera (NFL Coach of the Year); John Thompson (NFL Executive of the Year)
1983	Chuck Knox (NFL Coach of the Year)
1984	Kenny Easley (NFL Defensive Player of the Year); Chuck Knox (NFL Coach of the Year)
1988	Steve Largent (NFL Man of the Year)

DRAFT

1976 VETERAN ALLOCATION

Player, Pos.	Former Team	Player, Pos.	Former Team
Wayne Baker, DT	San Francisco	Gordon Jolley, T	Detroit
Carl Barisich, DT	Cleveland	Gary Keithley, QB	St. Louis
Nick Bebout, T	Atlanta	Art Kuehn, C	Washington
Lyle Blackwood, DB	Cincinnati	Kerry Marbury, RB	New England
Ed Bradley, LB	Pittsburgh	Al Matthews, DB	Green Bay
Dave Brown, DB	Pittsburgh	Sam McCullum, WR	Minnesota
Don Clune, WR	N.Y. Giants	John McMakin, TE	Detroit
Rondy Colbert, DB	N.Y. Giants	Eddie McMillan, DB	L.A. Rams
Dwayne Crump, DB	St. Louis	Bill Olds, FB	Baltimore
Mike Curtis, LB	Baltimore	Jesse O'Neal, DE	Houston
Jerry Davis, DB	N.Y. Jets	Joe Owens, DE	New Orleans
John Demarie, G	Cleveland	Bob Penchion, G	San Francisco
Norm Evans, T	Miami	Bob Picard, WR	Philadelphia
Ken Geddes, LB	L.A. Rams	Rocky Rasley, G	Kansas City
Neil Graff, QB	New England	Steve Taylor, DB	Denver
Don Hansen, LB	Atlanta	Dave Tipton, DE	San Diego
Gary Hayman, RB	Buffalo	Charles Waddell, TE	San Diego
Fred Hoaglin, C	Houston	Larry Woods, DT	N.Y. Jets
Ron Howard, TE	Dallas	Rolly Woolsey, DB	Dallas
Ken Hutcherson, LB	Green Bay		

1976 COLLEGE DRAFT

1. Steve Niehaus, DT	Notre Dame	6. Alvis Darby, TE	Florida
2a. Sammy Green, LB	Florida	7. Dick Dixon, DT	Arkansas St.
2b. Sherman Smith, WR	Miami, Ohio	8. Larry Shipp, WR	Louisiana St.
2c. Steve Raible, WR	Georgia Tech	9. Bob Bos, T	Iowa St.
3a. Jeff Lloyd, DE	West Texas St.	10. Randy Coffield, LB	Florida St.
3b. Rick Engles, P	Tulsa	11. Keith Muehr, P	Southwestern La.
3c. Don Bitterlich, K	Temple	12. Ron Barnett, WR	Texas Arlington
4a. Steve Myer, QB	New Mexico	13. Andy Reid, RB	Georgia
4b. Randy Johnson, G	Georgia	14. Jarvis Blinks, DB	Northwestern St.
4c. Andrew Bolton, RB	Fisk	15. Dan Smith, T	Washington St.
5a. Don Dufek, DB	Michigan	16. Jeff Urczyk, G	Georgia Tech
5b. Ernie Jones, DB	Miami	17. Chris Rowland, QB	Washington
5c. Larry Bates, FB	Miami		

1977 COLLEGE DRAFT

1a. (choice traded to Dallas)		4a. John Yarno, C	Idaho
1b. Steve August, G	Tulsa	4b. Larry Seivers, WR	Tennessee
(choice from Dallas)		(choice from Minnesota for Ahmad Rashad, WR)	
2a. Tom Lynch, T	Boston College	5. (choice traded to Detroit for Bill Munson, QB)	
(choice from Dallas)		6. Tony Benjamin, FB	Duke
2b. (choice traded to L.A. Rams for draft choice and Geoff Reece, C)	Rams for draft choice	7. David Sims, RB-FB	Georgia Tech
2c. Terry Beeson, LB	Kansas	8. (choice traded to Houston for Steve Largent, WR)	
(choice from Dallas)		9. George Adzick, S	Minnesota
2d. Peter Cronan, LB	Boston College	10. Sam Adkins, QB	Wichita State
(choice from L.A. Rams)		11. Bill Westbeld, T	Dayton
2e. (choice traded to Dallas for WR Duke Ferguson. Choice from Dallas.)		12. I. V. Wilson, DT	Tulsa
3. Dennis Boyd, DE	Oregon State		

1978 COLLEGE DRAFT

1. Keith Simpson, DB	Memphis State	9. Rich Grimmert, T	Illinois
2. Keith Butler, LB	Memphis State	10. Rob Stewart, WR	Lafayette
3. Bob Jury, DB	Pittsburgh	11a. (choice traded to New Orleans for Andy Dorris, DE)	
4. Al Hunter, RB	Notre Dame	11b. George Halas, LB	Miami
(choice exercised in 1977 supplemental draft)		(choice from Miami for Carl Barisich, DE)	
5. Louis Bullard, T	Jackson State	12. Jeff Bergeron, RB	Lamar
6. Glenn Starks, WR	Texas A&I		
7. John Harris, DB	Arizona State		
8. (choice traded to Minnesota for Autry Beamon, S and Amos Martin, LB)			

1979 COLLEGE DRAFT

1. Manu Tuiaosopo, DT	UCLA	5. (choice traded to Dallas for Efen Herrera, K)	
2. Joe Norman, LB	Indiana	6. (choice traded to Dallas for Bill Gregory, DE)	
3a. Michael Jackson, LB	Washington	7a. Larry Polowski, LB	Boise State
(choice from San Francisco for Bob Jury, S)		(choice from Washington for Don Testerman, FB)	
3b. (choice traded to Dallas for Bill Gregory, DE)		7b. (choice traded to Washington in Don Testerman deal)	
3c. (choice traded to San Francisco in Bob Jury deal)		8. (choice traded to Detroit for Ernie Price, DE)	
4a. (choice voluntarily given to Buffalo for Ahmad Rashad signing)		9. Ezra Tate, RB	Mississippi State
(choice acquired from Tampa Bay for Larry Sievers, WR)		10. Robert Hardy, DT	Jackson State
4b. Mark Bell, TE	Colorado State	11. Jim Hinesly, G	Michigan State
		12. Jeff Moore, RB	Jackson State

1980 COLLEGE DRAFT

1a. Jacob Green, DE	Texas A&M	8a. Vic Minor, S	Northeast Louisiana
(choice from Buffalo)		(choice from Minnesota for Steve Niehaus, DT)	
1b. (choice traded to Buffalo)		8b. Jack Cosgrove, C	Pacific
2. Andre Hines, T	Stanford	9. Jim Swift, T	Iowa
3. (choice traded to Buffalo)		10a. Ron Essink, T	Grand Valley State
4. Terry Dion, DE	Oregon	10b. Billy Reaves, WR	Morris Brown
5a. Joe Steele, RB	Washington	(choice from Houston for Sammy Green, LB)	
5b. Daniel Jacobs, DE	Winston-Salem State	11. Tali Ena, RB	Washington State
(choice from Washington for Don Testerman, FB)		12. Presnell Gilbert, CB	U.S. International Univ.
6. Mark McNeal, DE	Idaho		
7. (choice traded to N.Y. Giants for Dan Doornink, FB)			

1981 COLLEGE DRAFT

- | | | | |
|-----------------------|----------------------|-------------------------|---------------------|
| 1. Kenny Easley, S | UCLA | 8. Eric Lane, RB | Brigham Young |
| 2. David Hughes, FB | Boise State | 9a. Jim Stone, RB | Notre Dame |
| 3. Bill Dugan, G | Penn State | 9b. Jim Whatley, WR | Washington State |
| 4. Scott Phillips, WR | Brigham Young | (choice from Minnesota) | for Nick Bebout, T) |
| 5. Edwin Bailey, G | South Carolina State | 10. Ken Dawson, RB | Savannah State |
| 6. Steve Durham, DE | Clemson | 11. Lance Olander, RB | Colorado |
| 7a. Ron Johnson, WR | Long Beach State | 12. Jeff Bednarek, DT | Pacific |
| 7b. Brad Scovill, TE | Penn State | | |
| (choice from Houston) | for Sammy Green, LB) | | |

1982 COLLEGE DRAFT

- | | | | |
|---|---------|------------------------|--------------|
| 1. Jeff Bryant, DE | Clemson | 6. Jack Campbell, T | Utah |
| 2. Bruce Scholtz, LB | Texas | 7. Eugene Williams, LB | Tulsa |
| 3a. (choice traded to New England for Horace Ivory, RB) | | 8. Chester Cooper, WR | Minnesota |
| 3b. Pete Metzelaars, TE | Wabash | 9. David Jefferson, LB | Miami |
| (choice from Buffalo for Tom Lynch, G) | | 10. Craig Austin, LB | South Dakota |
| 4. (choice traded to St. Louis for Theotis Brown, RB) | | 11. Sam Clancy, TE | Pittsburgh |
| 5. (choice traded to Los Angeles for Jim Jodat, FB) | | 12. Frank Naylor, C | Rutgers |

1983 COLLEGE DRAFT

- | | | | |
|---|------------|------------------------|-------------|
| 1a. Curt Warner, RB | Penn State | 6. Reginald Gipson, FB | Alabama A&M |
| (choice from Houston) | | 7. Sam Merriman, LB | Idaho |
| 1b. (choice traded to Houston) | | 8. Matt Hernandez, T | Purdue |
| 2. (choice traded to Houston) | | 9. Bob Clasby, T | Notre Dame |
| 3. (choice traded to Houston) | | 10. Pete Speros, G | Penn State |
| 4. (choice traded to St. Louis for Theotis Brown, RB) | | 11. Bob Mayberry, G | Clemson |
| 5. Chris Castor, WR | Duke | 12. Don Dow, T | Washington |

1984 COLLEGE DRAFT

- | | | | |
|---|-------------------|--|------------------|
| 1. Terry Taylor, CB | Southern Illinois | 5b. (choice traded to Baltimore for Robert Pratt, G) | |
| 2. Daryl Turner, WR | Michigan State | 6. John Kaiser, LB | Arizona |
| 3. Fredd Young, LB | New Mexico State | 7. Sam Slater, T | Weber State |
| 4a. Rickey Hagood, NT | South Carolina | 8. John Puzar, C | Long Beach State |
| (choice from San Francisco for Manu Tuiasosopo, NT) | | 9. Adam Schreiber, G | Texas |
| 4b. (choice traded to Baltimore for Roger Carr, WR) | | 10. Randall Morris, RB | Tennessee |
| 5a. (traded to N.Y. Giants for Terry Jackson, CB. Pick had been acquired from San Diego for Roger Carr, WR) | | 11. Steve Gemza, T | UCLA |
| | | 12. Theo Windham, S | Utah State |

1984 SUPPLEMENTAL DRAFT

- | | | | |
|----------------------|---------------------|---------------------|--------|
| 1. Gordon Hudson, TE | Brigham Young | 3. Frank Seurer, QB | Kansas |
| 2. Alvin Powell, G | Winston-Salem State | | |

1985 COLLEGE DRAFT

- | | | | |
|---|---------------------|---|------------------|
| 1. (choice traded to Cincinnati for Blair Bush, C) | | 7. Ron Mattes, T | Virginia |
| 2. Owen Gill, FB | Iowa | 8. Judious Lewis, WR | Arkansas State |
| 3. Danny Greene, WR | Washington | 9. Bob Otto, DE | Idaho State |
| 4. Tony Davis, TE | Missouri | 10a. John Conner, QB | Arizona |
| 5a. Mark Napolitan, C | Michigan State | 10b. James Bowers, S | Memphis State |
| (choice from San Diego for Roger Carr, WR) | | (choice from San Francisco for Manu Tuiasosopo, NT) | |
| 5b. Arnold Brown, CB | N. Carolina Central | 11. Louis Cooper, LB | Western Carolina |
| (choice from Pittsburgh for Steve August, T) | | 12. (choice traded to Buffalo for Reggie McKenzie, G) | |
| 5c. Johnnie Jones, RB | Tennessee | | |
| 6. (choice traded to N.Y. Giants for Terry Jackson, CB) | | | |

1986 COLLEGE DRAFT

- | | | | |
|---|-------------------|--|------------------|
| 1. John L. Williams, FB | Florida | 7b. Paul Miles, RB | Nebraska |
| 2. (choice traded to New England for Bob Cryder, T) | | (choice from Cleveland for the rights to Sam Clancy, DE) | |
| 3. Patrick Hunter, CB | Nevada-Reno | 8. Alonzo Mitz, DE | Florida |
| 4. (choice traded to Cincinnati for Dan Ross, TE) | | 9. Michael Black, T | Sacramento State |
| 5. Bobby Joe Edmonds, WR | Arkansas | 10. Don Fairbanks, DE | Colorado |
| 6. Eddie Anderson, S | Fort Valley State | 11. David Norrie, QB | UCLA |
| 7a. (choice traded to Buffalo for Jon Borchardt, G) | | 12. John McVeigh, LB | Miami |

1987 COLLEGE DRAFT

- | | | | |
|--|----------------|--|----------------------|
| 1. Tony Woods, LB | Pittsburgh | 7a. Roland Barbay, NT | Louisiana State |
| 2. David Wyman, LB | Stanford | (choice from Minnesota for John Harris, S) | |
| 3. (choice traded to Cincinnati for Mike Wilson, T) | | 7b. Derek Tennell, TE | UCLA |
| 4. Mark Moore, S | Oklahoma State | 8. Sammy Garza, QB | Texas-El Paso |
| 5a. Tommie Agee, FB | Auburn | 9. M.L. Johnson, LB | Hawaii |
| (choice from Detroit for Shelton Robinson, LB) | | 10. Louis Clark, WR | Mississippi State |
| 5b. Ruben Rodriguez, P | Arizona | 11. Daryl Oliver, RB | Miami |
| 6. (choice traded to Philadelphia for Greg Naron, G) | | 12a. Wes Dove, DE | Syracuse |
| | | (choice from Green Bay for Dan Ross, TE) | |
| | | 12b. Tony Burse, FB | Middle Tennessee St. |

1988 COLLEGE DRAFT

- | | | | |
|---|----------|--|----------------------|
| 1. Brian Bosworth, LB | Oklahoma | 6. Roy Hart, NT | South Carolina |
| (choice exercised in 1987 supplemental draft) | | 7. Ray Jackson, CB | Ohio State |
| 2. Brian Blades, WR | Miami | 8. Robert Tyler, TE | South Carolina State |
| 3. Tommy Kane, WR | Syracuse | 9. Deatrich Wise, NT | Jackson State |
| 4. Kevin Harmon, RB | Iowa | 10. Derwin Jones, DE | Miami |
| 5a. (choice traded to Phoenix for Kelly Stouffer, QB. Choice acquired from Dallas Cowboys for Ron Essink, T). | | 11a. Rick McLeod, T | Washington |
| (choice traded to San Francisco for Jeff Kemp, QB) | | (choice from Green Bay for Dave Brown, CB) | |
| | | 11b. Dwayne Harper, CB | South Carolina State |
| | | 12. Dave DesRochers, T | San Diego State |

1989 COLLEGE DRAFT

- | | |
|--|--|
| 1a. Andy Heck, T Notre Dame
(choice from Indianapolis for Fredd Young, LB) | 5. (choice traded to Phoenix for Kelly Stouffer, QB) |
| 1b. (choice traded to Phoenix for Kelly Stouffer, QB) | 6. (choice traded to Tampa Bay with Randy Edwards, NT for Ron Heller, T) |
| 2. Joe Tofflemire, C Arizona | 7. Mike Nettles, CB Memphis State |
| 3. Elroy Harris, RB Eastern Kentucky | 8. Marlin Williams, DE Western Illinois |
| 4a. Travis McNeal, TE Tennessee-Chattanooga | 9. David Franks, G Connecticut |
| 4b. James Henry, RS/CB Southern Mississippi
(choice from Philadelphia for Ron Heller, T) | 10. Derrick Fenner, RB North Carolina |
| | 11. Mike Baum, DE Northwestern |
| | 12. R.J. Kors, S Long Beach State |

1990 COLLEGE DRAFT

- | | |
|---|---|
| 1a. Cortez Kennedy, DT Miami
(choice acquired from New England) | 4. Chris Warren, RB Ferrum |
| 1b. (choice traded to New England) | 5. Eric Hayes, DT Florida State |
| 1c. (choice traded to New England)
(choice acquired from Indianapolis for Fredd Young, LB) | 6. Ned Bolcar, LB Notre Dame |
| 2a. Terry Wooden, LB Syracuse
(choice acquired from New England) | 7. Bob Kula, T Michigan State |
| 2b. Robert Blackmon, S Baylor | 8. Bill Hitchcock, T Purdue |
| 3. (choice traded to New England) | 9. (choice traded to Dallas for Daryl Smith, T) |
| | 10. Robert Morris, DE Valdosta State |
| | 11. Daryl Reed, CB Oregon |
| | 12. John Gromos, QB Vanderbilt |

Bold face denotes went to camp in 1990 with Seahawks

SEAHAWKS TRADES

1976

- 8/26 Eighth-round 1977 draft choice to Houston for WR Steve Largent.
- 9/6 Fifth-round 1977 draft choice to Detroit for QB Bill Munson.
- 9/6 Exchange of twelfth-round 1977 draft choices with Pittsburgh for G Ron Coder.
- 9/7 WR Ahmad Rashad to Minnesota for fourth-round 1977 draft choice.
- 9/7 S Terry Brown to Cleveland for CB Ted Bachman.

1977

- 5/3 First-round 1977 draft choice (#2) to Dallas for first-round (#14) and three second-round 1977 draft choices.
- 5/3 Second-round 1977 draft choice to Los Angeles Rams for C Geoff Reece and Rams' second-round 1977 draft choice.
- 5/3 Second-round 1977 draft choice to Dallas for WR Duke Ferguson.
- 5/3 LB Ed Bradley to San Francisco for DT Bill Sandifer.
- 7/20 DT Carl Barisich to Miami for eleventh-round 1978 draft choice.
- 8/30 WR Larry Seivers to Tampa Bay for fourth-round 1979 draft choice. Seattle gives draft choice to Buffalo as voluntary compensation for Ahmad Rashad signing in 1976.
- 9/5 Eighth-round 1978 draft choice to Minnesota for S Autry Beamon and LB Amos Martin.
- 9/6 Eleventh-round 1978 draft choice to New Orleans for DE Andy Dorris.

1978

- 8/15 Fifth-round 1979 draft choice to Dallas for K Efren Herrera.
- 8/28 S Bob Jury and third-round 1979 draft choice to San Francisco for third-round 1979 draft choice.
- 8/28 Third-round and sixth-round 1979 draft choices to Dallas for DE Bill Gregory and third-round 1979 draft choice.
- 9/27 DT Bill Cooke and eighth-round 1979 draft choice to Detroit for DE Ernie Price.

1979

- 3/30 FB Don Testerman and seventh-round 1979 draft choice to Washington for seventh-round 1979 and fifth-round 1980 draft choices.
- 4/16 G Gordon Jolley to Detroit for past considerations.
- 8/1 DT Steve Niehaus to Minnesota for DE Carl Eller and eighth-round 1980 draft choice.
- 8/21 Seventh-round 1980 draft choice to New York Giants for FB Dan Doornink.

1980

- 4/29 First-round (#16) and third-round 1980 draft choices to Buffalo for first-round (#10) 1980 draft choice.
- 4/30 LB Sammy Green to Houston for tenth-round 1980 and seventh-round 1981 draft choices.
- 8/26 Fifth-round 1982 draft choice to Los Angeles Rams for FB Jim Jodat.
- 9/1 T Nick Bebout to Minnesota for ninth-round 1981 draft choice.

1981

- 9/25 Third-round 1982 draft choice to New England for RB Horace Ivory.
- 10/13 Fourth-round 1982 and fourth-round 1983 draft choices to St. Louis for RB Theotis Brown.
- 10/13 G Tom Lynch to Buffalo for third-round 1982 draft choice.

1982

- 4/30 LB Terry Beeson to Atlanta for conditional 1983 draft choice.
- 7/12 Fifth-round 1984 draft choice to Baltimore for G Robert Pratt.
- 9/3 Fourth-round 1984 draft choice to Baltimore for WR Roger Carr.

1983

- 4/24 First-round (#9), second-round, and third-round 1983 draft choices to Houston for 1983 first-round (#3) draft choice.
- 6/28 Twelfth-round 1985 draft choice to Buffalo for G Reggie McKenzie.
- 6/29 First-round 1985 draft choice to Cincinnati for C Blair Bush.
- 8/24 WR Roger Carr to San Diego for fifth-round 1984 draft choice and fifth-round 1985 draft choice.

1984

- 3/12 Fifth-round 1984 and sixth-round 1985 draft choices to New York Giants for CB Terry Jackson.
- 4/4 NT Manu Tuiasosopo to San Francisco for fourth-round 1984 and tenth-round 1985 draft choices.
- 7/31 Second-round 1986 draft choice to New England for T Bob Cryder.
- 10/9 T Steve August to Pittsburgh for fifth-round 1985 draft choice.

1985

- 4/26 Seventh-round 1986 draft choice to Buffalo for G Jon Borchardt.
- 8/20 TE Pete Metzelaars to Buffalo for WR Byron Franklin.
- 8/27 The rights to DE Sam Clancy to Cleveland for seventh-round 1986 draft choice.
- 10/15 Fourth-round 1986 draft choice to Cincinnati for TE Dan Ross.

1986

- 8/9 Sixth-round 1987 draft choice to Philadelphia for G Greg Naron.
- 8/19 TE Dan Ross to Green Bay for twelfth-round 1987 draft choice.
- 8/27 Third-round 1987 draft choice to Cincinnati for T Mike Wilson.
- 9/1 LB Shelton Robinson to Detroit for fifth-round 1987 draft choice.
- 9/2 S John Harris to Minnesota for seventh-round 1987 draft choice.

1987

- 5/19 Fifth-round 1988 draft choice to San Francisco for QB Jeff Kemp.
- 8/25 T Ron Essink to Dallas for fifth-round 1988 draft choice.
- 8/26 CB Dave Brown to Green Bay for eleventh-round 1988 draft choice.

1988

- 4/22 Fifth-round 1988, first-round 1989, and fifth-round 1989 draft choices to Phoenix for QB Kelly Stouffer.
- 5/4 NT Randy Edwards and sixth-round 1989 draft choice to Tampa Bay for T Ron Heller.
- 5/23 Conditional draft choice to Washington for CB Tim Morrison.
- 8/1 WR Daryl Turner to Cleveland for a draft choice. Turner fails his physical, is returned to Seahawks, and waived.
- 8/22 T Ron Heller to Philadelphia for fourth-round 1989 draft choice.
- 9/8 LB Fredd Young to Indianapolis for first-round 1989 and first-round 1990 draft choices.

1989

- 7/25 Ninth-round 1990 draft choice to Dallas for T Daryle Smith.
- 7/28 Conditional draft choice to Detroit for T Curt Singer.
- 8/7 C Kevin Thomas to Phoenix for conditional draft choice.
- 8/31 CB Terry Taylor to Detroit for FB James Jones.

1990

- 4/22 Two first-round (#8 and #10) and third-round 1990 draft choices and fourth-round 1991 draft choice to New England for first-round (#3) and second-round (#29) 1990 draft choices.

KINGDOME


The Kingdome, at a cost of \$67 million and with a seating capacity of 64,981 for football, is the least expensive domed, air-conditioned stadium of its size in the world.

Built on a 35.9-acre site just south of Seattle's central business district, the walls of the Dome anchor the world's largest self-supporting concrete roof.

The first professional football game in the Kingdome, August 1, 1976, between the Seahawks and San Francisco 49ers drew 60,825 fans. Since that time, the Seahawks have soldout 115 of their last 118 games, including preseason and postseason games, dating from 1978 to 1989. The Seahawks have finished in the top nine among all NFL clubs in attendance each of their fourteen seasons. The Kingdome is also the home of the American League Seattle Mariners. Among other events held in the Kingdome have been the Auto Show, Big Seattle Boat Show, rock concerts, the 1977 AFC-NFC Pro Bowl, 1979 Major League Baseball All-Star Game, the 1984 and 1989 NCAA Final Four basketball tournaments, the 1987 and 1988 NCAA West Regional Finals, the 1987 NBA All-Star Game, and the Billy Graham Crusade. The Billy Graham Crusade on May 14, 1976, which attracted 74,000 people, still ranks as the single event attendance leader in the Kingdome.

KINGDOME DIRECTIONS

Cars arriving from the north on I-5, take Airport Way exit (#164). Turn left onto I-90 Truck Route and follow Royal Brougham Way to south parking lot entrance. When arriving from the south, take the Dearborn Street exit (#163) and proceed to 4th Avenue South. Turn right heading north to Royal Brougham Way. Turn left and proceed to south lot. If the north lot is your destination, follow 4th Avenue north to Jackson. Go left on Jackson to 2nd Avenue. Left on 2nd which will lead to the North Lot entrance.



INDIVIDUAL RECORDS

SERVICE

Most Seasons

- 14 Steve Largent, 1976-89
- 11 Dave Brown, 1976-86
- 10 Keith Butler, 1978-87
- Jacob Green, 1980-89
- Dave Krieg, 1980-89

Most Games Played

- 200 Steve Largent, 1976-89
- 159 Dave Brown, 1976-86
- 148 Keith Butler, 1978-87

Most Consecutive Games Played

- 94 John Harris, 1978-85
- Jacob Green, 1980-87
- 92 Art Kuehn, 1976-81
- 82 Dave Brown, 1981-86

Most Games Started

- 197 Steve Largent, 1976-89
- 159 Dave Brown, 1976-86
- 144 Jacob Green, 1980-89

SCORING

POINTS

Most Points, Career

- 708 Norm Johnson, 1982-89
(136 FG, 300 PAT)
- 608 Steve Largent, 1976-89
(101 TDs, 1-R, 100-P, 2 PAT)
- 372 Curt Warner, 1983-89
(62 TDs, 55-R, 7-P)

Most Points, Season

- 110 Norm Johnson, 1984
(20 FG, 50 PAT)
- 108 Norm Johnson, 1986
(22 FG, 42 PAT)
- 105 Norm Johnson, 1988
(22 FG, 39 PAT)

Most Points, No TDs, Season

- 110 Norm Johnson, 1984
(20 FG, 50 PAT)
- 108 Norm Johnson, 1986
(22 FG, 42 PAT)
- 103 Norm Johnson, 1983
(18 FG, 49 PAT)

Most Points, Rookie, Season

- 84 Curt Warner, 1983
(14 TDs, 13-R, 1-P)
- 60 Daryl Turner, 1984
(10 TDs, 10-P)
- 48 David Sims, 1977
(8 TDs, 5-R, 3-P)
- Brian Blades, 1988
(8 TDs, 8-P)

Most Points, Game

- 24 Daryl Turner, vs. San Diego
9/15/85 (4-P)
- Curt Warner, vs. Denver
12/11/88 (4-R)
- 19 Norm Johnson, vs.
Kansas City 9/20/87
(5 FG, 4 PAT)
- Norm Johnson, vs.
L.A. Raiders 12/18/88
(5 FG, 4 PAT)
- 18 By 9 Players
(Last: John L. Williams, vs.
Atlanta 10/2/88)

Most Consecutive Games Scoring

- 48 Norm Johnson, 1985-89
- 45 Norm Johnson, 1982-85
- 28 Efren Herrera, 1979-81

TOUCHDOWNS

Most Touchdowns, Career

- 101 Steve Largent, 1976-89
(1-R, 100-P)
- 62 Curt Warner, 1983-89
(55-R, 7-P)
- 38 Sherman Smith, 1976-82
(28-R, 10-P)

Most Touchdowns, Season

- 15 David Sims, 1978
(14-R, 1-P)
- Sherman Smith, 1979
(11-R, 4-P)
- 14 Curt Warner, 1983
(13-R, 1-P)
- 13 Daryl Turner, 1985 (13-P)
- Curt Warner, 1986 (13-R)

Most Touchdowns, Rookie, Season

- 14 Curt Warner, 1983
(13-R, 1-P)
- 10 Daryl Turner, 1984 (10-P)
- 8 David Sims, 1977 (5-R, 3-P)
- Brian Blades, 1988 (8-P)

Most Touchdowns, Game

- 4 Daryl Turner, vs. San Diego
9/15/85 (4-P)
- Curt Warner, vs. Denver
12/11/88 (4-R)
- 3 By 9 Players
(Last: John L. Williams, vs.
Atlanta 10/2/88)

Most Consecutive Games Scoring Touchdowns

- 7 David Sims, 1978
- 5 Curt Warner, 1983
- Steve Largent, 1984
- 4 Daryl Turner, 1985

POINTS AFTER TOUCHDOWNS

Most Points After Touchdown Attempted, Career

- 304 Norm Johnson, 1982-89
- 148 Efren Herrera, 1978-81
- 59 John Leyboldt, 1976-77

Most Points After Touchdown Attempted, Season

- 51 Norm Johnson, 1984
- 50 Norm Johnson, 1983
- 46 Efren Herrera, 1979

Most Points After Touchdown Attempted, Game

- 8 John Leyboldt, vs. Buffalo
10/20/77
- 7 Norm Johnson, vs.
San Diego 9/15/85
- 6 Efren Herrera, vs. Cleveland
12/3/78
- Norm Johnson, vs.
Kansas City 11/27/83 (OT)
- Norm Johnson, vs. Denver
12/11/88

Most Points After Touchdown, Career

- 300 Norm Johnson, 1982-89
- 139 Efren Herrera, 1978-81
- 52 John Leyboldt, 1976-77

Most Points After Touchdown, Season

- 50 Norm Johnson, 1984
- 49 Norm Johnson, 1983
- 43 Efren Herrera, 1979

Most Points After Touchdown, Game

- 8 John Leyboldt, vs. Buffalo 10/20/77
- 7 Norm Johnson, vs. San Diego 9/15/85
- 6 Efren Herrera, vs. Cleveland 12/3/78
- Norm Johnson, vs. Kansas City 11/27/83 (OT)
- Norm Johnson, vs. Denver 12/11/88

Most Consecutive Points After Touchdown

- 156 Norm Johnson, 1985-89 (Current)
- 72 Norm Johnson, 1984-85
- 62 Efren Herrera, 1979-81

Highest Points After Touchdown Percentage (100 or more PATs)

- 98.68 Norm Johnson 1982-89 (300-304)
- 93.92 Efren Herrera 1978-81 (148-139)

Most Points After Touchdown, No Misses, Season

- 42 Norm Johnson, 1986
- 40 Norm Johnson, 1987
- 39 Norm Johnson, 1988

Most Points After Touchdown, No Misses, Game

- 8 John Leyboldt, vs. Buffalo 10/20/77
- 7 Norm Johnson, vs. San Diego 9/15/85
- 6 Efren Herrera, vs. Cleveland 12/3/78
- Norm Johnson, vs. Kansas City 11/27/83 (OT)
- Norm Johnson, vs. Denver 12/11/88

FIELD GOALS**Most Field Goals Attempted, Career**

- 196 Norm Johnson, 1982-89
- 92 Efren Herrera, 1978-81
- 30 John Leyboldt, 1976-77

Most Field Goals Attempted, Season

- 35 Norm Johnson, 1986
- 31 Efren Herrera, 1980
- 28 Norm Johnson, 1988

Most Field Goals Attempted, Game

- 6 Norm Johnson, vs. Kansas City 9/20/87
- 5 Efren Herrera, vs. Houston 10/5/80
- Norm Johnson, vs. New Orleans 10/16/88
- Norm Johnson, vs. L.A. Raiders 12/18/88

Most Field Goals, Career

- 136 Norm Johnson, 1982-89
- 64 Efren Herrera, 1978-81
- 17 John Leyboldt, 1976-77

Most Field Goals, Season

- 22 Norm Johnson, 1986
- Norm Johnson, 1988
- 20 Efren Herrera, 1980
- Norm Johnson, 1984
- 19 Efren Herrera, 1979

Most Field Goals, Rookie, Season

- 10 Norm Johnson, 1982
- 3 Wilson Alvarez, 1981
- 2 Scott Hagler, 1987

Most Field Goals, Game

- 5 Norm Johnson, vs. Kansas City 9/20/87 (6 attempts)
- Norm Johnson, vs. L.A. Raiders 12/18/88 (5 attempts)
- 4 By 4 Players (Last: Norm Johnson, vs. New Orleans 10/16/88 [5 attempts])

Most Field Goals, One Quarter

- 3 Norm Johnson, vs. L.A. Raiders 12/18/88 (2nd)
- Norm Johnson, vs. Kansas City 10/8/89 (2nd)
- 2 13 Times (Last: Norm Johnson, vs. L.A. Raiders 12/17/89 [2nd])

Most Consecutive Games**Scoring Field Goals**

- 10 Efren Herrera, 1978-79
- 9 Norm Johnson, 1983-84
- 8 Norm Johnson, 1984

Most Consecutive Field Goals

- 13 Efren Herrera, 1979-80
- 11 Norm Johnson, 1984
- 7 By 4 Players (Last: Norm Johnson, 1988)

Longest Field Goal

- 54 Efren Herrera, vs Green Bay 11/1/81
- Norm Johnson, vs. Dallas 12/4/83
- Norm Johnson, vs. San Diego 10/6/86
- 53 By 3 Players (Last: Norm Johnson, vs. L.A. Raiders 12/8/86)

Longest Field Goal Attempted

- 60 Efren Herrera, vs. Kansas City 11/9/80
- 55 Norm Johnson, vs. Cincinnati 11/16/86
- 54 By 5 Players (Last: Norm Johnson, vs. San Diego 10/29/89)

Highest Field Goal Percentage, Career (Minimum 25 Attempts)

- 69.57 Efren Herrera, 1978-81 (92-64)
- 69.39 Norm Johnson, 1982-89 (196-136)
- 56.67 John Leyboldt, 1976-77 (30-17)
- Highest Field Goal Percentage, Season (Minimum 1 attempt per game)**
- 83.33 Norm Johnson, 1984 (24-20)
- 82.61 Efren Herrera, 1979 (23-19)
- 78.57 Norm Johnson, 1988 (28-22)

Most Field Goals, No Misses, Game

- 5 Norm Johnson, vs. L.A. Raiders 12/18/88
- 4 By 4 Players (Last: Norm Johnson, vs. San Diego 10/6/86)

Most Field Goals, 50 or More Yards, Career

- 9 Norm Johnson, 1982-89
- 2 Efren Herrera, 1978-81
- 1 John Leyboldt, 1976-77

Most Field Goals, 50 or More Yards, Season

- 5 Norm Johnson, 1986
- 1 By 7 Players
(Last: Norm Johnson, 1989)

Most Field Goals, 50 or More Yards, Game

- 2 Norm Johnson, vs.
L.A. Raiders 12/8/86
(Ties NFL Record)
- 1 By 10 Players
(Last: Norm Johnson, vs.
San Diego 10/15/89)

SAFETIES**Most Safeties, Career**

- 1 Dave Brown, 1976-86
- Steve Raible, 1976-81
- Cornell Webster, 1977-80
- Jeff Bryant, 1982-89

Most Safeties, Season

- 1 By 4 Players
(Last: Jeff Bryant, 1984)

Most Safeties, Game

- 1 By 4 Players
(Last: Jeff Bryant, vs.
Cincinnati 11/18/84)

RUSHING

ATTEMPTS**Most Attempts, Career**

- 1,649 Curt Warner, 1983-89
- 810 Sherman Smith, 1976-82
- 577 John L. Williams, 1986-89

Most Attempts, Season

- 335 Curt Warner, 1983
- 319 Curt Warner, 1986
- 291 Curt Warner, 1985

Most Attempts, Rookie, Season

- 335 Curt Warner, 1983
- 129 John L. Williams, 1986
- 119 Sherman Smith, 1976

Most Attempts, Game

- 32 Curt Warner, vs.
Kansas City 11/27/83 (OT)
- 28 By 4 Players
(Last: Curt Warner, vs.
San Diego 12/14/86)

YARDS GAINED**Most Yards Gained, Career**

- 6,705 Curt Warner, 1983-89
- 3,429 Sherman Smith, 1976-82
- 2,414 John L. Williams, 1986-89

Most Seasons, 1,000 or More Yards Rushing

- 4 Curt Warner, 1983, 1985-86,
1988

Most Yards Gained, Season

- 1,481 Curt Warner, 1986
- 1,449 Curt Warner, 1983
- 1,094 Curt Warner, 1985

Most Yards Gained, Rookie, Season

- 1,449 Curt Warner, 1983
- 538 John L. Williams, 1986
- 537 Sherman Smith, 1976

Most Yards Gained, Game

- 207 Curt Warner, vs.
Kansas City 11/27/83 (OT)
- 192 Curt Warner, vs. Denver
12/20/86
- 169 Curt Warner, vs. San Diego
9/15/85

Most Games, 200 or More Yards Rushing, Career

- 1 Curt Warner, 1983-89

Most Games, 200 or More Yards Rushing, Season

- 1 Curt Warner, 1983

Most Games, 100 or More Yards Rushing, Career

- 23 Curt Warner, 1983-89
- 4 John L. Williams, 1986-89
- 3 David Sims, 1977-79

Most Games, 100 or More Yards Rushing, Season

- 7 Curt Warner, 1986
- 6 Curt Warner, 1983
- 3 By 5 Players
(Last: Warner, Williams,
1988)

Most Consecutive Games, 100 or More Yards, Rushing

- 2 Curt Warner, 1983 (twice)
- Curt Warner, 1986

Most Games, 2 or More Players with 100 or More Yards Rushing

- vs. L.A. Raiders 11/28/88
(Curt Warner 130,
John L. Williams 106)
- vs. Denver 12/11/88
(Curt Warner 126 and
John L. Williams 109)

Longest Run From Scrimmage

- 67 Sherman Smith, vs. Chicago
11/5/78
- Al Hunter, vs. Cleveland
11/11/79
- 60 Curt Warner, vs.
Kansas City 9/4/83
(1st career attempt)
- Curt Warner, vs. Denver
12/20/86 (TD)
- 57 Curt Warner, vs. Green Bay
11/15/87 (TD)

AVERAGE GAIN**Highest Average Gain, Career (100 or More Attempts)**

- 4.87 Jim Zorn, 1976-84
(307-1,494)
- 4.23 Sherman Smith, 1976-82
(810-3,429)
- 4.18 John L. Williams, 1986-89
(577-2,414)

Highest Average Gain, Season (100 or More Attempts)

- 4.87 Sherman Smith, 1978
(165-805)
- 4.68 Sherman Smith, 1977
(163-763)
- 4.64 Curt Warner, 1986
(319-1,481)

Highest Average Gain, Game (10 or More Attempts)

- 8.86 Sherman Smith, vs. Atlanta
11/7/76 (14-124)
- 8.64 Lawrence McCutcheon, vs.
Dallas 11/27/80 (11-95)
- 8.07 Eric Lane, vs. Minnesota
9/30/84 (14-113)

TOUCHDOWNS**Most Touchdowns, Career**

- 55 Curt Warner, 1983-89
- 28 Sherman Smith, 1976-82
- 19 David Sims, 1977-79

Most Touchdowns, Season

- 14 David Sims, 1978
- 13 Curt Warner, 1983
- Curt Warner, 1986

Most Touchdowns, Rookie, Season

- 13 Curt Warner, 1983
- 5 David Sims, 1977
- 4 Sherman Smith, 1976
- Jim Zorn, 1976

Most Touchdowns, Game

- 4 Curt Warner, vs. Denver
- 12/11/88
- 3 By 6 Players
- (Last: John L. Williams, vs. Atlanta 10/2/88)

Most Consecutive Games**Rushing for Touchdown**

- 5 Curt Warner, 1983
- 4 David Sims, 1978
- 3 By 3 Players
- (Last: Curt Warner, 1987)

PASSING

PASS RATING**Highest Pass Rating, Career****(Minimum 1,500 Attempts)**

- 83.7 Dave Krieg, 1980-89
- 67.8 Jim Zorn, 1976-84

Highest Pass Rating, Season**(Minimum 160 Attempts)**

- 95.0 Dave Krieg, 1983
- 94.6 Dave Krieg, 1988
- 91.0 Dave Krieg, 1986

Highest Pass Rating, Rookie, Season (Qualifiers)

- 49.5 Jim Zorn, 1976

ATTEMPTS**Most Passes Attempted, Career**

- 2,992 Jim Zorn, 1976-84
- 2,843 Dave Krieg, 1980-89
- 232 Kelly Stouffer, 1988-89

Most Passes Attempted, Season

- 532 Dave Krieg, 1985
- 505 Jim Zorn, 1979
- 499 Dave Krieg, 1989

Most Passes Attempted, Rookie, Season

- 436 Jim Zorn, 1976
- 173 Kelly Stouffer, 1988
- 40 Gale Gilbert, 1985

Most Passes Attempted, Game

- 51 Dave Krieg, vs. Atlanta
- 10/13/85
- 50 Dave Krieg, vs. Denver
- 12/15/84
- 49 Jim Zorn, vs. Philadelphia
- 12/12/76
- Dave Krieg, vs. San Diego
- 10/29/89

COMPLETIONS**Most Passes Completed, Career**

- 1,644 Dave Krieg, 1980-89
- 1,593 Jim Zorn, 1976-84
- 127 Kelly Stouffer, 1988-89

Most Passes Completed, Season

- 286 Dave Krieg, 1989
- 285 Jim Zorn, 1979
- Dave Krieg, 1985
- 276 Jim Zorn, 1980
- Dave Krieg, 1984

Most Passes Completed, Rookie, Season

- 208 Jim Zorn, 1976
- 98 Kelly Stouffer, 1988
- 19 Gale Gilbert, 1985

Most Passes Completed, Game

- 33 Dave Krieg, vs. Atlanta
- 10/13/85
- 31 Jim Zorn, vs. Kansas City
- 9/27/81
- Dave Krieg, vs. Denver
- 11/20/83
- 30 Dave Krieg, vs. Denver
- 11/25/84
- Dave Krieg, vs. Denver
- 12/14/84

Most Consecutive Passes Completed

- 15 Jim Zorn, vs. Cleveland
- 10/12/80
- 14 Jim Zorn, vs. N.Y. Jets
- 11/26/79
- 12 Dave Krieg, vs. Denver
- 12/11/88

COMPLETION PERCENTAGE**Highest Completion Percentage, Career (100 Attempts)**

- 57.94 Dave Krieg, 1980-89
- (2,843-1,644)
- 54.74 Kelly Stouffer, 1988-89
- (232-127)
- 53.15 Jim Zorn, 1976-84
- (2,997-1,593)

Highest Completion Percentage, Season (Qualifiers)

- 60.54 Dave Krieg, 1987 (294-178)
- 60.49 Dave Krieg, 1983 (243-147)
- 60.00 Dave Krieg, 1986 (225-375)

Highest Completion Percentage, Rookie, Season (Qualifiers)

- 47.38 Jim Zorn, 1976 (439-208)

Highest Completion Percentage, Game (20 Attempts)

- 86.36 Dave Krieg, vs. Denver
- 12/11/88 (22-19)
- 79.31 Jim Zorn, vs. Cleveland
- 10/12/80 (29-23)
- Dave Krieg, vs. San Diego
- 10/29/84 (29-23)
- 78.26 Jim Zorn, vs. Houston
- 10/21/79 (23-18)

YARDS GAINED**Most Yards Gained, Career**

- 20,858 Dave Krieg, 1980-89
- 20,122 Jim Zorn, 1976-84
- 1,376 Kelly Stouffer, 1988-89

Most Seasons, 3,000 or More Yards Passing

- 3 Dave Krieg, 1984-85, 1989
- Jim Zorn, 1978-80

Most Consecutive Seasons, 3,000 or More Yards Passing

- 3 Jim Zorn, 1978-80
- 2 Dave Krieg, 1984-85

Most Yards Gained, Season

- 3,671 Dave Krieg, 1984
- 3,661 Jim Zorn, 1979
- 3,602 Dave Krieg, 1985

Most Yards Gained, Rookie, Season

- 2,571 Jim Zorn, 1976
- 1,106 Kelly Stouffer, 1988
- 218 Gale Gilbert, 1985

Most Yards Gained, Game

- 418 Dave Krieg, vs. Denver
11/20/83
- 410 Dave Krieg, vs. L.A. Raiders
12/18/88
- 406 Dave Krieg, vs. Denver
11/25/84

Most Games, 400 or More Yards Passing, Career

- 4 Dave Krieg, 1980-89

Most Games, 300 or More Yards Passing, Career

- 9 Dave Krieg, 1980-89
- Jim Zorn, 1976-84
- 1 Jeff Kemp, 1987-89
- Bruce Mathison, 1987
- Kelly Stouffer, 1988-89

Most Games, 300 or More Yards Passing, Season

- 3 Jim Zorn, 1979
- Dave Krieg, 1984
- 2 By 3 Players
(Last: Dave Krieg, 1985)

Most Consecutive Games, 300 or More Yards Passing, Season

- 2 Jim Zorn, 1979
- Jim Zorn, 1981

Longest Pass Completion

- 82 Jim Zorn (to David Sims) vs.
Cincinnati 9/25/77 (TD)
- 80 Dave Krieg (to Daryl Turner)
vs. Denver 11/25/84 (TD)
- Jim Zorn (to Steve Raible)
vs. Minnesota 11/14/76
(TD)
- Jim Zorn (to Dan Doornink)
vs. San Diego 11/16/81
(TD)
- 75 By 2 Players
(Last: Dave Krieg
[to John L. Williams] vs.
L.A. Raiders 12/18/88
[TD])

AVERAGE GAIN**Highest Average Gain, Career (1,000 Attempts)**

- 7.24 Dave Krieg, 1980-89
(2,843-20,585)
- 6.73 Jim Zorn, 1976-84
(2,992-20,122)

Highest Average Gain, Season (Qualifiers)

- 8.80 Dave Krieg, 1983
(243-2,139)
- 7.79 Dave Krieg, 1986
(375-2,921)
- 7.65 Dave Krieg, 1984
(480-3,761)

Highest Average Gain, Rookie, Season (Qualifiers)

- 5.85 Jim Zorn, 1976 (439-2,571)

Highest Average Gain, Game (20 Attempts)

- 14.52 Dave Krieg, vs. San Diego
12/14/86 (21-305)
- 12.87 Jim Zorn, vs. Buffalo
10/30/77 (23-296)
- 12.81 Dave Krieg, vs. L.A. Raiders
12/18/88 (32-410)

TOUCHDOWNS**Most Touchdown Passes, Career**

- 169 Dave Krieg, 1980-89
- 107 Jim Zorn, 1976-84
- 6 Steve Myer, 1976-79

Most Touchdown Passes, Season

- 32 Dave Krieg, 1984
- 27 Dave Krieg, 1985
- 23 Dave Krieg, 1987

Most Touchdown Passes, Game

- 5 Dave Krieg, vs. Detroit
12/2/84
- Dave Krieg, vs. San Diego
9/15/85
- Dave Krieg, vs. L.A. Raiders
12/18/88
- 4 By 10 Players
(Last: Dave Krieg, vs.
L.A. Raiders 11/28/88)

Most Games, 5 or More TD Passes, Career

- 3 Dave Krieg, 1980-89

Most Games, 4 or More TD Passes, Career

- 7 Dave Krieg, 1980-89
- 4 Jim Zorn, 1976-84
- 1 Steve Myer, 1976-79
- Jeff Kemp, 1987-89

Most Games, 5 or More TD Passes, Season

- 1 Dave Krieg, 1984
- Dave Krieg, 1985
- Dave Krieg, 1988

Most Games, 4 or More TD Passes, Season

- 2 Jim Zorn, 1977
- Dave Krieg, 1985
- Dave Krieg, 1988
- 1 Jeff Kemp, 1987

Most Consecutive Games, 4 or More TD Passes

- 1 12 Times
(Last: Dave Krieg, vs.
L.A. Raiders 12/18/88)

Most Consecutive Games, Touchdown Passes

- 28 Dave Krieg, 1983-85
(3rd in NFL History)
- 10 By 3 Players
(Last: Dave Krieg,
1988-89)

HIGHEST PERCENTAGE, TOUCHDOWN PASSES**Highest %, TD Passes, Career (100 Attempts)**

- 5.94 Dave Krieg, 1980-89
(2,843-169)
- 3.75 Steve Myer, 1976-78
(160-6)
- 3.58 Jim Zorn, 1976-84
(2,992-107)

Highest %, TD Passes Season (Qualifiers)

- 7.89 Dave Krieg, 1988 (228-18)
- 7.82 Dave Krieg, 1987 (294-23)
- 7.41 Dave Krieg, 1983 (243-18)

Highest %, TD Passes, Rookie, Season (Qualifiers)

- 2.73 Jim Zorn, 1976 (439-12)

HAD INTERCEPTED**Most Consecutive Passes Attempted, None Intercepted**

- 153 Jim Zorn, 1979
- 137 Dave Krieg, 1988

Most Passes Had Intercepted, Career

- 133 Jim Zorn, 1976-84
- 116 Dave Krieg, 1980-89
- 14 Steve Myer, 1976-79

Most Passes Had Intercepted, Season

- 27 Jim Zorn, 1976
- 24 Dave Krieg, 1984
- 20 By 4 Players
(Last: Dave Krieg, 1989)

Most Passes Had Intercepted, Game

- 6 Jim Zorn, vs. Detroit
10/24/76
- 5 Jim Zorn, vs. Kansas City
11/9/80
- Dave Krieg, vs. Kansas City
12/9/84

Most Attempts, No Interceptions, Game

- 47 Jim Zorn, vs. Kansas City
9/27/81
- 44 Dave Krieg, vs. Denver
11/25/84
- 37 By 2 Players
(Last: Jim Zorn, vs. N.Y.
Giants 12/7/80)

LOWEST PERCENTAGE, PASSES HAD INTERCEPTED**Lowest %, Passes Had Intercepted, Career (100 Attempts)**

- 3.88 Kelly Stouffer, 1988-89
(232-9)
- 4.08 Dave Krieg, 1980-89
(2,843-116)
- 4.31 Gale Gilbert, 1985-86
(116-5)

Lowest %, Passes Had Intercepted, Season (Qualifiers)

- 2.27 Jim Zorn, 1981 (397-9)
- 2.93 Dave Krieg, 1986 (375-11)
- 3.41 Jim Zorn, 1983 (205-7)

Lowest %, Passes Had Intercepted, Rookie, Season, (Qualifiers)

- 6.15 Jim Zorn, 1976 (439-27)

RECEIVING

Most Pass Receptions, Career

- 819 Steve Largent, 1976-89
(NFL Record)
- 232 Sam McCullum, 1976-81
- 211 Sherman Smith, 1976-82

Most Seasons, 70 or More Pass Receptions

- 6 Steve Largent, 1978,
1981, 1983-86
(Ties NFL Record)
- 1 Brian Blades, 1989
- John L. Williams, 1989

Most Seasons, 50 or More Pass Receptions

- 10 Steve Largent, 1976,
1978-81, 1983-87
(NFL Record)
- 2 John L. Williams, 1988-89
- 1 By 3 Players
(Last: Brian Blades, 1989)

Most Pass Receptions, Season

- 79 Steve Largent, 1985
- 77 Brian Blades, 1989
- 76 John L. Williams, 1989

Most Pass Receptions, Rookie, Season

- 54 Steve Largent, 1976
- 42 Curt Warner, 1983
- 40 Brian Blades, 1988

Most Pass Receptions, Game

- 15 Steve Largent, vs. Detroit
10/18/87
- 12 By 3 Players
(Last: John L. Williams, vs.
L.A. Raiders 12/17/89)

Most Consecutive Games, Pass Receptions

- 177 Steve Largent, 1977-89
(NFL Record) (Current)
- 41 Sherman Smith, 1976-79
- 38 Sam McCullum, 1979-81
(Current)

YARDS GAINED**Most Yards Gained, Career**

- 13,089 Steve Largent, 1976-89
(NFL Record)
- 3,409 Sam McCullum, 1976-81
- 2,342 Sherman Smith, 1976-82

Most Yards Gained, Season

- 1,287 Steve Largent, 1985
- 1,237 Steve Largent, 1979
- 1,224 Steve Largent, 1981

Most Yards Gained, Rookie, Season

- 715 Daryl Turner, 1984
- 705 Steve Largent, 1976
- 682 Brian Blades, 1988

Most Yards Gained, Game

- 261 Steve Largent, vs. Detroit
10/18/87
- 191 Steve Largent, vs. Denver
11/25/84
- 180 John L. Williams, vs.
L.A. Raiders 12/18/88

Most Games, 200 or More Yards Pass Receiving, Career

- 1 Steve Largent, 1976-89

Most Games, 100 or More Yards Pass Receiving, Career

- 40 Steve Largent, 1976-89
(3rd in NFL history)
- 7 Brian Blades, 1988-89
- 5 Sam McCullum, 1976-81

Most Games, 100 or More Yards, Receiving, Season

- 6 Steve Largent, 1979
- 5 Steve Largent, 1984
- Brian Blades, 1989

Most Consecutive Games, 100 or More Yards Receiving

- 2 By 6 Players
(Last: Steve Largent, 1985)

Longest Pass Reception

- 82 David Sims (from Jim Zorn)
vs. Cincinnati 9/25/77 (TD)
- 80 By 3 Players
(Last: Daryl Turner
[from Dave Krieg] vs.
Denver 11/25/84 [TD])

AVERAGE PER RECEPTION**Highest Average Per Reception, Career (100 Receptions)**

- 18.53 Daryl Turner, 1984-87
(101-1,872)
- 15.98 Steve Largent, 1976-89
(819-13,089)
- 14.91 Brian Blades, 1988-89
(117-1,745)

Highest Average Per Reception, Season (50 Receptions)

- 18.74 Steve Largent, 1979
(66-1,237)
- 16.45 Steve Largent, 1978
(71-1,168)
- 16.32 Steve Largent, 1981
(75-1,224)

Highest Average Per Reception, Game (5 Receptions)

- 27.80 Steve Largent, vs. Oakland
9/16/79 (5-139)
- 25.71 John L. Williams, vs.
L.A. Raiders 12/18/88
(7-180)
- 23.60 By 2 Players
(Last: Byron Franklin,
vs. San Diego 10/6/86
[5-118])

TOUCHDOWNS**Most Touchdowns, Career**

- 100 Steve Largent, 1976-89
(NFL Record)
- 36 Daryl Turner, 1984-87
- 21 Sam McCullum, 1979-85

Most Touchdowns, Season

- 13 Daryl Turner, 1985
- 12 Steve Largent, 1984
- 11 Steve Largent, 1983

Most Touchdowns, Rookie, Season

- 10 Daryl Turner, 1984
- 8 Brian Blades, 1988
- 4 Steve Largent, 1976

Most Touchdowns, Game

- 4 Daryl Turner, vs. San Diego
9/15/85
- 3 By 3 Players
(Last: Steve Largent, vs.
Detroit 10/18/87)

Most Consecutive Games, Touchdowns

- 5 Steve Largent, 1984
- 4 By 3 Players
(Last: Daryl Turner, 1985)

INTERCEPTIONS**Most Interceptions By, Career**

- 50 Dave Brown, 1976-86
- 41 John Harris, 1978-85
- 32 Kenny Easley, 1981-87

Most Interceptions By, Season

- 10 John Harris, 1981
- Kenny Easley, 1984
- 8 Dave Brown, 1984

Most Interceptions By, Rookie, Season

- 4 John Harris, 1978
- 3 By 3 Players
(Last: Melvin Jenkins,
1987)

Most Interceptions By, Game

- 3 Kenny Easley, vs. San Diego
10/29/84
- 2 23 Times
(Last: David Hollis, vs.
L.A. Raiders 11/28/88)

Most Consecutive Games, Passes Intercepted By

- 4 John Harris, 1980
- 3 By 4 Players
(Last: John Harris, 1985)

YARDS RETURNED**Most Yards Returned, Career**

- 643 Dave Brown, 1976-86
- 528 Kenny Easley, 1981-87
- 425 John Harris, 1978-85

Most Yards Returned, Season

- 179 Dave Brown, 1984
- 157 Eddie McMillan, 1977
- 155 Kenny Easley, 1981
- John Harris, 1981

Most Yards Returned, Game

- 148 Dave Brown, vs.
Kansas City 11/4/84
- 125 Kenny Easley, vs. Cleveland
12/20/81
- 91 Sammy Green, vs.
San Francisco 10/7/79

Longest Return

- 91 Sammy Green, vs.
San Francisco 10/7/79
(TD)
- 90 Dave Brown, vs.
Kansas City 11/4/84 (TD)
- 82 Kenny Easley, vs. Cleveland
12/20/81 (TD)

TOUCHDOWNS**Most Touchdowns, Career**

- 5 Dave Brown, 1976-86
- 3 Keith Simpson, 1978-85
- Kenny Easley, 1981-87

Most Touchdowns, Season

- 2 By 4 Players
(Last: Keith Simpson,
1984)

Most Touchdowns, Game

- 2 Dave Brown, vs.
Kansas City 11/4/84
(Ties NFL Record)
- 1 21 Times
(Last: Terry Taylor, vs.
Kansas City 11/20/88)

PUNTING**Most Punts, Career**

- 299 Jeff West, 1981-85
- 257 Herman Weaver, 1977-80
- 192 Ruben Rodriguez, 1987-89

Most Punts, Season

- 95 Jeff West, 1984
- 80 Rick Engles, 1976
- 79 By 2 Players
(Last: Vince Gamache,
1986)

Most Punts, Rookie, Season

- 80 Rick Engles, 1976
- 79 Vince Gamache, 1986
- 47 Ruben Rodriguez, 1987

Most Punts, Game

- 11 Herman Weaver, vs.
L.A. Rams 11/4/79
- Vince Gamache, vs.
Kansas City 11/9/86
- 10 By 2 Players
(Last: Jeff West, vs. L.A.
Raiders 11/12/84)

Longest Punt

- 68 Ruben Rodriguez, vs.
Denver 9/4/88
- 63 Ruben Rodriguez, vs.
L.A. Raiders 11/30/87
- 62 By 2 Players
(Last: Herman Weaver, vs.
San Diego 12/13/80)

AVERAGE YARDAGE

Highest Average, Punting, Career (100 Punts)

- 40.28 Ruben Rodriguez, 1987-89 (192-7,733)
- 39.62 Herman Weaver, 1977-80 (257-10,182)
- 38.50 Jeff West, 1981-85 (299-11,511)

Highest Average, Punting, Season (Qualifiers)

- 41.76 Herman Weaver, 1980 (67-2,798)
- 40.83 Ruben Rodriguez, 1988 (70-2,858)
- 40.68 David Finzer, 1985 (68-2,766)

Highest Average, Punting, Rookie, Season (Qualifiers)

- 40.00 Ruben Rodriguez, 1987 (47-1,880)
- 38.58 Vince Gamache, 1986 (79-3,048)
- 38.34 Rick Engles, 1976 (80-3,067)

Highest Average, Punting, Game (Minimum 4 Punts)

- 47.80 Ruben Rodriguez, vs. Green Bay 11/15/87 (5-239)
- 47.56 Ruben Rodriguez, vs. Denver 9/4/88 (9-428)
- 47.50 Herman Weaver, vs. Oakland 9/16/79 (4-190)

Highest Net Punting Average, Season

- 36.80 Ruben Rodriguez, 1988
- 36.14 Jeff West, 1981
- 35.54 Jeff West, 1982

INSIDE THE 20

Most Punts Inside the 20, Career

- 73 Jeff West, 1980-85
- 49 Herman Weaver, 1977-80
- 48 Ruben Rodriguez, 1987-89

Most Punts Inside the 20, Season

- 25 Jeff West, 1983
- 24 Jeff West, 1984
- 17 By 2 Players (Last: Ruben Rodriguez, 1989)

Most Punts Inside the 20, Game

- 5 Jeff West, vs. New England 12/18/83
- 4 By 3 Players (Last: Ruben Rodriguez, vs. San Diego 10/15/89)

TOUCHBACKS

Most Touchbacks, Career

- 28 Jeff West, 1980-85
- 19 Herman Weaver, 1977-80
- 17 Ruben Rodriguez, 1987-89

Most Touchbacks, Season

- 10 Jeff West, 1983
- 8 Ruben Rodriguez, 1989
- 7 Vince Gamache, 1986

Most Touchbacks, Game

- 3 By 4 Players (Last: Ruben Rodriguez, vs. San Diego 10/29/89)

HAD BLOCKED

Most Punts Had Blocked, Career

- 6 Herman Weaver, 1977-80
- 3 Rick Engles, 1976-77
- 1 Ruben Rodriguez, 1987-89

Most Punts Had Blocked, Season

- 3 Herman Weaver, 1979
- 2 Herman Weaver, 1980
- Rick Engles, 1976

Most Punts Had Blocked, Game

- 2 Herman Weaver, vs. Kansas City 9/30/79
- 1 By 8 Players (Last: Ruben Rodriguez, vs. Philadelphia 9/10/89)

PUNT RETURNS

Most Punt Returns, Career

- 89 Bobby Joe Edmonds, 1986-88
- 74 Paul Johns, 1981-84
- 57 Will Lewis, 1980-81

Most Punt Returns, Season

- 41 Will Lewis, 1980
- 35 Bobby Joe Edmonds, 1988
- 34 Rufus Crawford, 1978
- Bobby Joe Edmonds, 1986

Most Punt Returns, Rookie, Season

- 34 Rufus Crawford, 1978
- Bobby Joe Edmonds, 1986
- 16 Paul Johns, 1981

Most Punt Returns, Game

- 7 Walter Packer, vs. N.Y. Jets 11/13/77
- 6 Bobby Joe Edmonds, vs. L.A. Raiders 12/8/86
- 5 By 7 Players (Last: Bobby Joe Edmonds, vs. New England 9/21/86)

FAIR CATCHES

Most Fair Catches, Career

- 26 Bobby Joe Edmonds, 1986-88
- 23 Paul Johns, 1981-84
- 10 Will Lewis, 1980-81
- James Jefferson, 1989

Most Fair Catches, Season

- 14 Bobby Joe Edmonds, 1986
- 10 Paul Johns, 1982
- James Jefferson, 1989

Most Fair Catches, Game

- 5 James Jefferson, vs. Denver 10/22/89
- 4 Bobby Joe Edmonds, vs. Kansas City 11/9/86
- 3 By 3 Players (Last: Paul Johns, vs. New England 9/16/84)

YARDS GAINED

Most Yards Gained, Career

- 1,010 Bobby Joe Edmonds, 1986-88
- 843 Paul Johns, 1981-84
- 495 Paul Skansi, 1984-88

Most Yards Gained, Season

- 419 Bobby Joe Edmonds, 1986
- 349 Will Lewis, 1980
- 340 Bobby Joe Edmonds, 1988

Most Yards Gained, Rookie, Season

- 419 Bobby Joe Edmonds, 1986
- 349 Will Lewis, 1980
- 284 Rufus Crawford, 1978

Most Yards Gained, Game

- 103 Bobby Joe Edmonds, vs. Philadelphia 11/23/86
- 101 Bobby Joe Edmonds, vs. Pittsburgh 9/7/86
- 96 Paul Johns, vs. L.A. Raiders 10/16/83

Longest Punt Return

- 75 Will Lewis, vs. Denver 11/23/80 (TD)
- Paul Johns, vs. L.A. Raiders 10/16/83 (TD)
- Bobby Joe Edmonds, vs. Philadelphia 11/23/86 (TD)

AVERAGE YARDAGE**Highest Average, Career (Minimum 50 Returns)**

- 11.39 Paul Johns, 1981-84 (74-843)
- 11.35 Bobby Joe Edmonds, 1986-88 (89-1,010)
- 9.52 Paul Skansi, 1984-88 (52-495)

Highest Average, Season (Qualifiers)

- 12.55 Bobby Joe Edmonds, 1987 (20-251)
- 12.32 Bobby Joe Edmonds, 1986 (34-419)
- 11.29 Paul Johns, 1983 (28-316)

Highest Average, Rookie, Season (Qualifiers)

- 12.32 Bobby Joe Edmonds, 1986 (34-419)
- 11.06 Paul Johns, 1981 (16-177)
- 8.51 Will Lewis, 1980 (41-349)

Highest Average, Game (3 Returns)

- 32.00 Paul Johns, vs. L.A. Raiders 10/16/83 (3-96)
- 26.33 Paul Johns, vs. New England 9/16/84 (3-79)
- 25.75 Bobby Joe Edmonds, vs. Philadelphia 11/23/86 (4-103)

TOUCHDOWNS**Most Touchdowns, Career**

- 2 Paul Johns, 1981-84
- 1 Will Lewis, 1980-81
- Bobby Joe Edmonds, 1986-88

Most Touchdowns, Season

- 1 By 4 Players (Last: Bobby Joe Edmonds, 1986)

Most Touchdowns, Rookie, Season

- 1 Will Lewis, 1980
- Bobby Joe Edmonds, 1986

Touchdowns, Game

- 1 By 4 Players (Last: Bobby Joe Edmonds, vs. Philadelphia 11/23/86)

KICKOFF RETURNS**Most Kickoff Returns, Career**

- 101 Bobby Joe Edmonds, 1986-88
- 82 Randall Morris, 1984-88
- 78 Al Hunter, 1977-80

Most Kickoff Returns, Season

- 49 Zachary Dixon, 1983
- 40 Bobby Joe Edmonds, 1988
- 36 Al Hunter, 1977

Most Kickoff Returns, Game

- 8 Bobby Joe Edmonds, vs. L.A. Raiders 11/30/87
- 7 By 3 Players (Last: David Hughes, vs. New England 9/16/84)

YARDS GAINED**Most Yards Gained, Career**

- 2,228 Bobby Joe Edmonds, 1986-88
- 1,717 Al Hunter, 1977-80
- 1,621 Randall Morris, 1984-88

Most Yards Gained, Season

- 1,148 Zachary Dixon, 1983
- 900 Bobby Joe Edmonds, 1988
- 819 Rufus Crawford, 1978

Most Yards Gained, Rookie, Season

- 829 Rufus Crawford, 1978
- 820 Al Hunter, 1977
- 764 Bobby Joe Edmonds, 1986

Most Yards Gained, Game

- 174 Oliver Ross, vs. Detroit 10/24/76
- 173 Zachary Dixon, vs. St. Louis 11/13/83
- 168 James Jefferson, vs. Kansas City 10/8/89

Longest Kickoff Return

- 97 James Jefferson, vs. Kansas City 10/8/89 (TD)
- 94 Zachary Dixon, vs. St. Louis 11/13/83 (TD)
- 65 Bobby Joe Edmonds, vs. L.A. Raiders 12/18/88

HIGHEST YARDAGE**Highest Average, Career (50 Returns)**

- 22.06 Bobby Joe Edmonds, 1986-88 (101-2,228)
- 22.01 Al Hunter, 1977-80 (78-1,717)
- 21.54 Zachary Dixon, 1983-84 (74-1,594)

Highest Average, Season (Qualifiers)

- 24.06 Al Hunter, 1978 (16-385)
- 23.69 Rufus Crawford, 1978 (35-829)
- 23.43 Zachary Dixon, 1983 (49-1,148)

Highest Average, Game (3 Returns)

- 34.60 Zachary Dixon, vs. St. Louis 11/13/83 (5-173)
- 34.33 David Hollis, vs. Kansas City 12/2787 (3-103)
- 34.00 Bobby Joe Edmonds, vs. Denver 10/26/86 (3-102)

TOUCHDOWNS

Most Touchdowns, Career

- 1 Zachary Dixon, 1983-84
- James Jefferson, 1989

Most Touchdowns, Season

- 1 Zachary Dixon, 1983
- James Jefferson, 1989

Most Touchdowns, Rookie, Season

- 1 James Jefferson, 1989

Most Touchdowns, Game

- 1 Zachary Dixon, vs. St. Louis 11/13/83
- James Jefferson, vs. Kansas City 10/8/89

COMBINED KICK RETURNS

Most Combined Kick Returns, Career

- 190 Bobby Joe Edmonds, 1986-88 (89-P, 101-K)
- 102 Will Lewis, 1980-81 (57-P, 45-K)
- 82 Paul Johns, 1981-84 (74-P, 8-K)
- Randall Morris, 1984-88 (82-K)

Most Combined Kick Returns, Season

- 75 Bobby Joe Edmonds, 1988 (35-P, 40-K)
- 69 Rufus Crawford, 1978 (34-P, 35-K)
- 68 Bobby Joe Edmonds, 1986 (34-P, 34-K)

Most Combined Kick Returns, Game

- 9 Bobby Joe Edmonds, vs. L.A. Raiders 11/30/87 (1-P, 8-K)
- Bobby Joe Edmonds, vs. L.A. Raiders 12/18/88 (3-P, 6-K)
- 8 By 10 Players (Last: David Hollis, vs. Green Bay 11/15/87 [4-P, 4-K])

YARDS GAINED

Most Yards Returned, Career

- 3,238 Bobby Joe Edmonds, 1986-88 (1,010-P, 2,228-K)
- 1,717 Al Hunter, 1977-80 (1,717-K)
- 1,621 Randall Morris, 1984-88 (1,621-K)

Most Yards Gained, Season

- 1,240 Bobby Joe Edmonds, 1988 (340-P, 900-K)
- 1,183 Bobby Joe Edmonds, 1986 (419-P, 764-K)
- 1,148 Zachary Dixon, 1983 (1,148-K)

Most Yards Returned, Game

- 188 Bobby Joe Edmonds, vs. L.A. Raiders 12/18/88 (34-P, 154-K)
- 183 Bobby Joe Edmonds, vs. New England 9/21/86 (76-P, 107-K)
- 174 Oliver Ross, vs. Detroit 10/24/76 (174-K)

TOUCHDOWNS

Most Touchdowns, Career

- 2 Paul Johns, 1981-84 (2-P)
- 1 By 4 Players (Last: James Jefferson, 1989 [1-K])

Most Touchdowns, Season

- 1 By 6 Players (Last: James Jefferson, 1989 [1-K])

Most Touchdowns, Game

- 1 By 6 Players (Last: James Jefferson, vs. Kansas City 10/8/89 [1-K])

FUMBLES

Most Fumbles, Career

- 86 Dave Krieg, 1980-89
- 49 Jim Zorn, 1976-84
- 38 Curt Warner, 1983-89

Most Fumbles, Season

- 18 Dave Krieg, 1989
- 12 Jim Zorn, 1980
- 11 By 4 Players

Most Fumbles, Game

- 6 Dave Krieg, vs. Kansas City 11/5/89
- 4 Dave Krieg, vs. L.A. Raiders 12/8/86
- 3 By 2 Players (Last: Dave Krieg, vs. Kansas City 11/27/83 [OT])

FUMBLES RECOVERED

Most Fumbles Recovered, Career, Own and Opponents

- 25 Dave Krieg, 1980-89 (25-own)
- 14 Jacob Green, 1980-89 (14-opp)
- 13 By 2 Players (Last: Curt Warner, 1983-89 [13-own])

Most Fumbles Recovered, Season, Own and Opponents

- 9 Dave Krieg, 1989 (9-own)
- 5 By 3 Players (Last: Nesby Glasgow, 1989 [5-opp])

Most Fumbles Recovered, Game, Own and Opponents

- 3 Dave Krieg, vs. Chicago 12/20/87 (3-own)
- Dave Krieg, vs. Kansas City 11/5/89 (3-own)
- 2 By 14 Players (Last: Dave Krieg, vs. Denver 11/26/89 [2-own])

OWN FUMBLES RECOVERED

Most Own Fumbles Recovered, Career

- 25 Dave Krieg, 1980-89
- 12 Jim Zorn, 1976-84
- 13 Curt Warner, 1983-89

Most Own Fumbles Recovered, Season

- 9 Dave Krieg, 1989
- 5 Curt Warner, 1986
- Dave Krieg, 1987

Most Own Fumbles Recovered, Game

- 3 Dave Krieg, vs. Chicago 12/20/87
- 2 By 7 Players
(Last: Dave Krieg, vs. Denver 11/26/89 [2-own])

OPPONENTS' FUMBLES RECOVERED**Most Opponents' Fumbles Recovered, Career**

- 14 Jacob Green, 1980-89
- 11 Dave Brown, 1976-86
John Harris, 1978-85

Most Opponents' Fumbles Recovered, Season

- 5 Nesby Glasgow, 1989
- 4 By 7 Players
(Last: Fredd Young, 1987)

Most Opponents' Fumbles Recovered, Game

- 2 By 10 Players
(Last: Jeff Bryant, vs. San Diego 10/30/88)

YARDS RETURNING FUMBLES**Longest Fumble Return**

- 79 Jacob Green, vs. N.Y. Jets 10/27/85 (TD)
- 62 John Harris, vs. N.Y. Jets 9/11/83
- 54 Cornell Webster, vs. Houston 10/21/79 (TD)

TOUCHDOWNS**Most Touchdowns, Career (Total)**

- 2 Jacob Green, 1980-89 (2-opp)
Shelton Robinson, 1982-85 (2-opp)
- 1 By 5 Players
(Last: Nesby Glasgow, 1988-89 [1-opp])

Most Touchdowns, Season (Total)

- 2 Shelton Robinson, 1983 (2-opp)
- 1 By 7 Players
(Last: Nesby Glasgow, 1989 [1-opp])

Most Touchdowns, Career (Opponents' Recovered)

- 2 Jacob Green, 1980-89
Shelton Robinson, 1982-85
- 1 By 5 Players
(Last: Nesby Glasgow, 1988-89 [1-opp])

Most Touchdowns, Season (Opponents' Recovered)

- 2 Shelton Robinson, 1983
- 1 By 7 Players
(Last: Nesby Glasgow, 1989)

Most Touchdowns, Game (Opponents' Recovered)

- 1 By 9 Players
(Last: Nesby Glasgow, vs. Kansas City 11/5/89)

COMBINED NET YARDS GAINED

Yards Gained Via Rushing, Receiving, Interception Return, Punt Return, Kickoff Return, and Fumble Return

ATTEMPTS**Most Attempts, Career**

- 1,854 Curt Warner, 1983-89
- 1,038 Sherman Smith, 1976-82
- 855 Steve Largent, 1976-89

Most Attempts, Season

- 379 Curt Warner, 1983
- 365 Curt Warner, 1986
- 340 Curt Warner, 1985

Most Attempts, Rookie, Season

- 379 Curt Warner, 1983
- 162 Sherman Smith, 1976
John L. Williams, 1986
- 118 David Sims, 1977

Most Attempts, Game

- 34 Curt Warner, vs. San Diego 9/15/85
- 33 Curt Warner, vs. San Diego 10/6/85
- 32 By 2 Players
(Last: Curt Warner, vs. N.Y. Giants 12/11/83)

YARDS GAINED**Most Yards Gained, Career**

- 13,396 Steve Largent, 1976-89
- 8,171 Curt Warner, 1983-89
- 5,910 Sherman Smith, 1976-82

Most Yards Gained, Season

- 1,822 Curt Warner, 1986
- 1,774 Curt Warner, 1983
- 1,528 John L. Williams, 1988

Most Yards Gained, Rookie, Season

- 1,774 Curt Warner, 1983
- 1,172 Bobby Joe Edmonds, 1986
- 1,157 Rufus Crawford, 1978

Most Yards Gained, Game

- 261 Steve Largent, vs. Detroit 10/18/87
- 239 John L. Williams, vs. L.A. Raiders 12/18/88
- 221 Curt Warner, vs. Denver 12/20/86

TACKLES**Most Tackles, Career**

- 813 Keith Butler, 1978-87
- 681 Dave Brown, 1976-86
- 649 John Harris, 1978-85

Most Tackles, Season

- 153 Terry Beeson, 1978
- 140 Michael Jackson, 1981
- 136 Michael Jackson, 1980

Most Tackles, Game

- 18 Terry Beeson, vs. Houston 11/2/77
Sammy Green, vs. Minnesota 10/8/78
- 16 By 7 Players
(Last: Fredd Young, vs. Detroit 10/18/87)

SACKS

Most Sacks, Career

- 97.5 Jacob Green, 1980-89
- 49.0 Jeff Bryant, 1982-89
- 38.5 Joe Nash, 1982-89

Most Sacks, Season

- 16.0 Jacob Green, 1983
- 14.5 Jeff Bryant, 1984
- 13.5 Jacob Green, 1985

Most Sacks, Game

- 4.0 Jacob Green, vs.
N.Y. Giants 10/19/86
- 3.5 Jacob Green, vs.
L.A. Raiders 10/16/83
- 3.0 By 9 Players
(Last: Rufus Porter, vs.
San Diego 10/15/89)

FORCED FUMBLES

Most Forced Fumbles, Career

- 24 Jacob Green, 1980-89
- 13 Bruce Scholtz, 1982-88
- 12 Joe Nash, 1982-89

Most Forced Fumbles, Season

- 7 Jacob Green, 1985
- 6 Jacob Green, 1981
- Dave Brown, 1983

Most Forced Fumbles, Game

- 2 By 10 Players
(Last: Joe Nash, vs.
Cincinnati 12/10/89)

BLOCKED KICKS

Most Blocked Punts, Career

- 3 Kerry Justin, 1978-83,
1986-87
- 2 By 3 Players

Most Blocked Punts, Season

- 2 By 4 Players
(Last: Kerry Justin, 1986)

Most Blocked Punts, Game

- 1 By 18 Players
(Last: Tony Burse, vs.
Green Bay 11/15/87)

Most Blocked Field Goals, Career

- 7 Joe Nash, 1982-89
- By 3 Players

Most Blocked Field Goals, Season

- 3 Joe Nash, 1989
- 2 Mike White, 1982
- 2 Joe Nash, 1984

Most Blocked Field Goals, Game

- 1 By 23 Players
(Last: Joe Nash, vs.
Kansas City 11/5/89)

Most Blocked PATs, Career

- 3 Mike White, 1981-82
- 2 By 3 Players

Most Blocked PATs, Season

- 2 Mike White, 1981
- 1 By 9 Players

Most Blocked PATs, Game

- 1 By 11 Players
(Last: Jeff Bryant, vs.
San Diego 10/15/89)

Most Blocked Kicks (Field Goals and PATs), Career

- 9 Joe Nash, 1982-89
(7 FG, 2 PAT)
- 5 Mike White, 1981-82
(2 FG, 3 PAT)
- 4 By 2 Players

Most Blocked Kicks (Field Goals and PATs), Season

- 3 Mike White, 1982
(2 FG, 1 PAT)
- Joe Nash, 1989 (3 FG)
- 2 By 4 Players

Most Blocked Kicks (Field Goals and PATs), Game

- 1 By 34 Players
(Last: Joe Nash, vs.
Kansas City 11/5/89 [FG])

Longest Return of Blocked Punt (All TDs Except as Noted)

- 32 Jessie Green, vs. N.Y. Jets
10/19/80
- 26 Steve Raible, vs. Green Bay
10/10/76
- 17 Autry Beamon, vs. Baltimore
9/18/77

Longest Return of Blocked Field Goal (All TDs Except as Noted)

- 62 Paul Moyer, vs. Cleveland
10/9/88 (no TD)
- Vernon Dean, vs. L.A. Rams
10/23/88
- 56 Byron Walker, vs.
L.A. Raiders 11/3/85

TEAM RECORDS

ATTENDANCE

Largest Single Season Regular Season Home Attendance

- 494,104 1988 (61,763)
- 493,657 1984 (61,707)
- 492,921 1986 (61,615)

Largest Single Game Regular Season Home Attendance

- 64,411 vs. Denver 12/15/84
- 64,060 vs. L.A. Raiders 11/3/85
- 64,001 vs. L.A. Raiders 11/12/84

Largest Single Game Regular Season Road Attendance

- 81,201 at L.A. Raiders 12/15/85
- 78,605 at Cleveland 10/9/88
- 77,904 at L.A. Raiders 10/7/84

GAMES WON

Most Consecutive Games Won (Regular Season)

- 8 1984
- 5 1986
- 4 1983-84

Most Consecutive Games Without Defeat (Regular Season)

8 1984
 5 1986
 4 1983-84

Most Games Won, Season

12 1984
 10 1986
 9 4 Times (Last: 1988)

Most Consecutive Games Won, One Season

8 1984
 5 1986
 3 6 Times (Last: 1989)

Most Consecutive Games Won, Start of Season

3 1986
 2 1984, 1985, 1988

Most Consecutive Games Won, End of Season

5 1986
 2 4 Times (Last: 1988)

Most Consecutive Home Games Won

8 1983-84
 5 1987
 3 5 Times (Last: 1988)

Most Consecutive Road Games, Won

5 1979-80
 4 1984
 3 1978, 1989

Most Shutout Games Won or Tied, Season

3 1984
 2 1986
 1 3 Times (Last: 1982)

Most Consecutive Shutout Games Won or Tied

2 1984
 1 6 Times (Last: 1986 [Twice])

GAMES LOST**Most Consecutive Games Lost**

10 1980-81
 9 1976-77
 5 1976, 1981

Most Games Lost, Season

12 1976, 1980
 10 1981

Most Consecutive Games Lost, One Season

9 1980
 5 1976 (Twice), 1981
 4 3 Times (Last: 1989)

Most Consecutive Games Lost, Start of Season

5 1976
 4 1977
 2 4 Times (Last: 1989)

Most Consecutive Games Lost, End of Season

9 1980
 5 1976
 2 1984, 1985

Most Consecutive Home Games Lost

8 1980
 4 1976, 1976-77

Most Consecutive Road Games Lost

8 1976-77, 1980-81
 5 1986

Most Shutout Games Lost or Tied, Season

1 4 Times (Last: 1989)

Most Consecutive Shutout Games, Lost or Tied, Season

1 4 Times (Last: 1989)

Most Overtime Games Lost, Season

1 3 Times (Last: 1989)

Most Consecutive Overtime Games Lost, Season

1 3 Times (Last: 1989)

SCORING

POINTS**Most Points, Season**

418 1984
 403 1983
 378 1979

Fewest Points, Season

127 1982 (9 Games)
 229 1976
 241 1989

Most Points, Game

56 vs. Buffalo 10/30/77
 51 vs. Kansas City 11/27/83 (OT)
 49 vs. San Diego 9/15/85

Fewest Points, Game

0 5 Times
 (Last: vs. Washington 12/23/89)

Most Points, Both Teams, Game

99 Seattle (51) vs. Kansas City (48) 11/27/83 (OT)
 84 Seattle (49) vs. San Diego (35) 9/15/85
 80 Seattle (43) at L.A. Raiders (37) 12/18/88

Fewest Points, Both Teams, Game

14 Seattle (14) vs. Washington (0) 9/28/80
 16 3 Times
 (Last: Buffalo [13] vs. Seattle [3] 11/6/88)

Most Points, Shutout Victory, Game

45 vs. Kansas City 11/4/84
 37 vs. L.A. Raiders 12/8/86
 33 vs. Cleveland 9/3/84

Fewest Points, Shutout Victory, Game

14 vs. Washington 9/28/80
 16 vs. Pittsburgh 11/28/82
 17 vs. N.Y. Jets 11/13/77

Most Points Overcome to Win Game

18 vs. Pittsburgh 11/8/81 (Trailed 3-21, Won 24-21)
 14 2 Times
 (Last: vs. Kansas City 11/27/83 [OT] [Trailed 14-28, Won 51-48])

Most Points Each Half

- 1st:** 42 vs. Buffalo 10/30/77
 34 vs. Kansas City 12/11/77
 31 vs. Kansas City 11/4/84
 vs. Kansas City 9/11/88
- 2nd:** 37 vs. Kansas City 11/27/83
 (OT) (Includes 3 points
 in overtime)
 35 vs. San Diego 9/15/85
 31 vs. L.A. Raiders 10/16/83
 vs. New England 9/21/86

Most Points, One Quarter

- 28 4 Times
 (Last: vs. Kansas City
 9/11/88 [2nd])

Most Points, Each Quarter

- 1st:** 21 vs. Cincinnati 9/6/81
 vs. Detroit 10/18/87
 17 vs. Buffalo 10/14/84
 14 8 Times
 (Last: vs. L.A. Raiders
 12/18/88)
- 2nd:** 28 vs. Buffalo 10/30/77
 vs. Kansas City 11/4/84
 vs. Kansas City 9/11/88
 24 vs. San Diego 11/16/81
 23 vs. L.A. Raiders 11/3/85
- 3rd:** 28 vs. San Diego 9/15/85
 24 vs. Chicago 11/5/78
 20 vs. Kansas City 9/20/87
 vs. Chicago 12/20/87
- 4th:** 24 vs. New England 9/21/86
 21 vs. Detroit 12/4/78
 20 vs. New Orleans 11/10/85
- OT:** 3 vs. Kansas City
 11/27/83

GAMES**Most Consecutive Games Scoring**

- 112 1982-89
 35 1976-79
 28 1979-81

TOUCHDOWNS**Most Touchdowns, Season**

- 51 1984
 50 1983
 46 1979, 1987

Fewest Touchdowns, Season

- 14 1982 (9 Games)
 28 1989
 29 1976

Most Touchdowns, Game

- 8 vs. Buffalo 10/30/77
 7 vs. San Diego 9/15/85
 6 5 Times
 (Last: vs. Denver 12/11/88)

Most Touchdowns, Both Teams, Game

- 13 Seattle (6) vs. Kansas City
 (7) 11/27/83
 12 Seattle (7) vs. San Diego
 (5) 9/15/85
 10 3 Times
 (Last: Seattle [4] vs.
 Green Bay [6] 10/15/78)

Most Consecutive Games Scoring Touchdowns

- 48 1982-85
 34 1985-88
 30 1977-79

POINTS AFTER TOUCHDOWN**Most Points After Touchdown, Season**

- 50 1984
 49 1983
 44 1987

Fewest Points After Touchdown, Season

- 13 1982 (9 Games)
 26 1976
 33 1977, 1980

Most Points After Touchdown, Game

- 8 vs. Buffalo 10/30/77
 7 vs. San Diego 9/15/85
 6 4 Times
 (Last: vs. Denver 12/11/88)

Most Points After Touchdown, Both Teams, Game

- 12 Seattle (6) vs. Kansas City
 (6) 11/27/83
 10 2 Times
 (Last: Seattle [4] vs.
 Green Bay [6] 10/15/78)

FIELD GOALS**Most Field Goals Attempted, Season**

- 35 1986
 31 1980
 28 1988

Fewest Field Goals Attempted, Season

- 14 1982 (9 Games)
 16 1976
 18 1977

Most Field Goals Attempted, Game

- 6 vs. Kansas City 9/20/87
 5 3 Times
 (Last: vs. L.A. Raiders
 12/18/88)

Most Field Goals Attempted, Both Teams, Game

- 8 Seattle (5) vs. L.A. Raiders
 (3) 12/18/88
 7 5 Times
 (Last: Seattle [3] vs.
 Buffalo [4] 12/4/89)

Most Field Goals, Season

- 22 1986, 1988
 20 1980, 1984

Fewest Field Goals, Season

- 9 1976, 1977
 10 1982 (9 Games)

Most Field Goals, Game

- 5 vs. Kansas City 9/20/87
 vs. L.A. Raiders 12/18/88
 4 4 Times
 (Last: vs. New Orleans
 10/16/88)

Most Field Goals, Both Teams, Game

- 8 Seattle (5) vs. L.A. Raiders
 (3) 12/18/88
 6 3 Times
 (Last: Seattle [4] vs.
 New Orleans [2] 10/16/88)

Most Consecutive Games Scoring Field Goals

- 10 1978-79
 9 1983-84
 8 1984, 1988

SAFETIES

Most Safeties, Season

1 5 Times
(Last: 1985)

Most Safeties, Game

1 5 Times
(Last: vs. Atlanta 10/13/85)

Most Safeties, Both Teams, Game

2 Seattle (0) vs. Denver
(2) 1/2/83
1 19 Times
(Last: Seattle [0] vs.
Washington [1] 12/23/89)

FIRST DOWNS

Most Seasons Leading League

1 1978

Most First Downs, Season

345 1978
315 1979
302 1980

Fewest First Downs, Season

159 1982 (9 Games)
237 1976
251 1977

Most First Downs, Game

34 vs. San Diego 11/22/87
33 vs. Kansas City 11/27/83
(OT)
30 3 Times
(Last: vs. Denver 12/11/88)

Fewest First Downs, Game

1 vs. L.A. Rams 11/4/79
2 vs. New England 12/4/88
6 vs. New England 10/9/77

Most First Downs, Rushing, Season

150 1978
131 1983
125 1988

Fewest First Downs, Rushing, Season

51 1982 (9 Games)
75 1976
86 1989

Most First Downs, Rushing, Game

19 vs. San Diego 11/22/87
18 vs. Kansas City 11/27/83
(OT)
16 vs. Denver 12/11/88

Fewest First Downs, Rushing, Game

0 vs. L.A. Rams 11/4/79
vs. New England 12/4/88
1 5 Times
(Last: vs. Washington
12/23/89)

Most First Downs, Passing, Season

180 1989
179 1985
171 1979, 1984

Fewest First Downs, Passing, Season

89 1982 (9 Games)
116 1977
139 1988

Most First Downs, Passing, Game

21 vs. Denver 11/20/83
20 vs. Denver 12/15/84
18 vs. San Diego 10/29/89

Fewest First Downs, Passing, Game

1 vs. L.A. Rams 11/4/79
2 3 Times
(Last: vs. New England
12/4/88)

Most First Downs, Penalty, Season

39 1978
27 1987, 1988
26 1981

Fewest First Downs, Penalty, Season

10 1986
16 1983
19 1977, 1982 (9 Games)

Most First Downs, Penalty, Game

6 vs. N.Y. Jets 9/17/78
vs. San Diego 11/16/81
5 4 Times
(Last: vs. L.A. Raiders
11/3/85)

NET YARDS GAINED RUSHING AND PASSING

Most Plays, Season

1090 1985
1072 1978
1046 1979

Fewest Plays, Season

589 1982 (9 Games)
869 1977
882 1976

Most Plays, Game

85 vs. Kansas City 11/27/83
(OT)
84 vs. Kansas City 9/29/85
vs. San Diego 11/22/87

Fewest Plays, Game

35 vs. L.A. Rams 11/4/79
41 vs. New England 12/4/88
42 vs. Washington 12/23/89

Most Net Yards Gained, Season

5557 1979
5511 1978
5409 1986

Fewest Net Yards Gained, Season

2594 1982 (9 Games)
4062 1976
4292 1977

Most Net Yards Gained, Game

559 vs. Buffalo 10/30/77
536 vs. Denver 12/20/86
531 vs. Kansas City 11/27/83
(OT)

Fewest Net Yards Gained, Game

-7 vs. L.A. Rams 11/4/79
(NFL Record)
65 vs. New England 12/4/88
127 vs. N.Y. Giants 10/18/81

Most Consecutive Games, 400 or More Yards Gained

4 1986
2 4 Times
(Last: 1988)

Most Consecutive Games, 300 or More Yards Gained

7 1978-79
6 1980, 1986
5 2 Times
(Last: 1981)

Highest Average Gain, Season

5.38 1986 (1,005-5,409)

5.31 1979 (1,046-5,557)

5.14 1978 (1,072-5,511)

Lowest Average Gain, Season

4.40 1982 (589-2,594) (9 Games)

4.55 1989 (10,10-4,596)

4.61 1976 (882-4,062)

RUSHING**Most Rushing Attempts, Season**

561 1978

546 1983

517 1988

Fewest Rushing Attempts, Season

227 1982 (9 Games)

374 1976

405 1989

Most Rushing Attempts, Game

57 vs. N.Y. Jets 9/11/83

56 vs. San Diego 9/18/83

54 vs. San Diego 11/22/87

Fewest Rushing Attempts, Game

9 vs. Washington 12/23/89

12 vs. L.A. Rams 11/4/79

vs. San Francisco 9/25/88

YARDS GAINED**Most Yards Gained Rushing, Season**

2394 1978

2300 1986

2119 1983

Fewest Yards Gained Rushing, Season

795 1982 (9 Games)

1392 1989

1413 1976

Most Yards Gained Rushing, Game

298 vs. Denver 12/20/86

280 vs. Kansas City 11/27/83
(OT)

277 vs. San Diego 11/22/87

Fewest Yards Gained Rushing, Game

20 vs. New England 12/4/88

23 vs. L.A. Rams 11/4/79

25 2 Times

(Last: vs. Washington
12/23/89)**AVERAGE GAIN****Highest Average Gain, Rushing, Season**

4.48 1986 (513-2,300)

4.27 1978 (561-2,394)

4.26 1977 (461-1,964)

Lowest Average Gain, Rushing, Season

3.32 1984 (495-1,645)

3.44 1989 (405-1,392)

3.50 1982 (227-795) (9 Games)

TOUCHDOWNS**Most Touchdowns, Rushing, Season**

28 1978

24 1979

19 1983

Fewest Touchdowns, Rushing, Season

4 1982 (9 Games)

5 1989

9 1985

Most Touchdowns, Rushing, Gaame

4 5 Times

(Last: vs. Denver 12/11/88)

PASSING**Most Passes Attempted, Season**

575 1985

559 1989

523 1979

Fewest Passes Attempted, Season

326 1982 (9 Games)

387 1977

405 1987

Most Passes Attempted, Game

61 vs. Kansas City 9/29/85

51 3 Times

(Last: vs. L.A. Rams
9/23/85)**Fewest Passes Attempted, Game**

14 vs. Kansas City 12/11/77

15 vs. Pittsburgh 12/6/87

16 3 Times

(Last: vs. Cincinnati
11/18/84)**Most Passes Attempted, Both Teams, Game**84 Seattle (42) vs. San Diego
(42) 12/14/80Seattle (46) vs. Kansas City
(38) 12/9/84

83 2 Times

(Last: Seattle [40] vs.
Denver [43] 12/20/85)**Fewest Passes Attempted, Both Teams, Game**30 Seattle (20) vs. New England
(10) 12/4/8833 Seattle (15) vs. Pittsburgh
(18) 12/6/8738 Seattle (23) vs. New England
(15) 10/9/77**COMPLETIONS****Most Passes Completed, Season**

316 1989

307 1981

304 1985

Fewest Passes Completed, Season

175 1977

176 1982 (9 Games)

229 1976

Most Passes Completed, Game

33 vs. Atlanta 10/13/85

31 vs. Kansas City 9/27/81
vs. Denver 11/20/83**Fewest Passes Completed, Game**

2 vs. L.A. Rams 11/4/79

4 vs. L.A. Raiders 10/16/83

5 vs. New England 10/9/77

**Most Passes Completed,
Both Teams, Game**

- 56 Seattle (22) vs. San Diego
(34) 9/15/85
- 54 Seattle (25) vs. San Diego
(29) 10/9/83
- 52 Seattle (25) vs. N.Y. Jets
(27) 11/2/86

**Fewest Passes Completed,
Both Teams, Game**

- 14 Seattle (5) vs. New England
(9) 10/9/77
- Seattle (9) vs. New England
(5) 12/4/88
- 17 Seattle (10) vs. Cleveland
(7) 12/18/77

YARDS GAINED**Most Net Yards Gained,
Passing, Season**

- 3590 1979
- 3427 1981
- 3423 1984

**Fewest Net Yards Gained,
Passing, Season**

- 1799 1982
- 2328 1977
- 2649 1976

**Most Net Yards Gained,
Passing, Game**

- 406 vs. Denver 11/25/84
- 391 vs. New Orleans 11/18/79
- 389 vs. L.A. Raiders 12/18/88

**Fewest Net Yards, Gained
Passing, Game**

- 30 vs. L.A. Rams 11/4/79
- 2 vs. L.A. Raiders 10/16/83
- 27 vs. Houston 11/20/77

TIMES SACKED**Most Times Sacked, Season**

- 53 1985
- 51 1980
- 47 1983

Fewest Times Sacked, Season

- 21 1977
- 23 1979
- 28 1976

Most Times Sacked, Game

- 8 vs. Cleveland 9/12/82
vs. Dallas 12/4/83
- 7 vs. Denver 12/21/80
vs. L.A. Rams 9/23/85

COMPLETION PERCENTAGE**Highest Completion Percentage,
Season**

- 59.16 1986 (453-268)
- 58.59 1981 (524-307)
- 58.52 1987 (405-237)

**Lowest Completion Percentage,
Season**

- 45.22 1977 (387-175)
- 47.71 1976 (480-229)
- 52.87 1985 (575-304)

TOUCHDOWNS**Most Touchdowns, Passing,
Season**

- 32 1984
- 31 1987
- 28 1985

**Fewest Touchdowns, Passing,
Season**

- 9 1982 (9 Games)
- 13 1976
- 15 1978

**Most Touchdowns, Passing,
Game**

- 5 vs. Detroit 12/2/84
vs. San Diego 9/15/85
vs. L.A. Raiders 11/28/88

**Most Touchdowns, Passing,
Both Teams, Game**

- 10 Seattle (5) vs. San Diego
(5) 9/15/85
- 7 5 Times
(Last: Seattle [3] vs.
Phoenix [4] 9/17/89)

PASSES HAD INTERCEPTED**Most Passes Had Intercepted,
Season**

- 32 1977
- 30 1976
- 26 1984

**Fewest Passes Had Intercepted,
Season**

- 13 1982 (9 Games)
- 14 1986
- 15 1981

**Most Passes Had Intercepted,
Game**

- 6 vs. Detroit 10/24/76
vs. Kansas City 12/9/84
- 5 2 Times
(Last: vs. Kansas City
9/29/85)

PUNTING**Most Punts, Season**

- 95 1984
- 91 1985
- 82 1976

Fewest Punts, Season

- 49 1982 (9 Games)
- 61 1987
- 64 1977

Most Punts, Game

- 11 vs. L.A. Rams 11/4/79
vs. Kansas City 11/9/86
- 10 2 Times
(Last: vs. L.A. Raiders
11/12/84)

Fewest Punts, Game

- 1 5 Times
(Last: vs. New Orleans
10/16/88)

AVERAGE YARDAGE**Highest Average Distance,
Punting, Season**

- 40.83 1988 (70-2,858)
- 40.39 1980 (70-2,827)
- 40.30 1985 (91-3,667)

**Lowest Average Distance,
Punting, Season**

- 36.89 1978 (69-2,543)
- 37.40 1976 (82-3,067)
- 37.55 1984 (95-3,567)

HAD BLOCKED**Most Punts Had Blocked, Season**

- 3 1979
- 2 1980, 1977

Most Punts Had Blocked, Game

2 vs. Kansas City 9/30/79

1 7 Times

(Last: vs. Philadelphia
9/10/89)**Most Consecutive Punts
Without A Block**

612 1980-88

110 1977-79

75 1989 (Current)

INSIDE THE 20**Most Punts Inside the
Opponents' 20 Yard Line, Season**

25 1983

24 1984

18 1987

**Fewest Punts Inside the
Opponents' 20 Yard Line, Season**

9 1982 (9 Games)

10 1986

11 1979, 1977

**Most Punts Inside the
Opponents' 20 Yard Line, Game**

5 vs. New England 12/18/83

4 3 Times

(Last: vs. San Diego
10/29/89)**PUNT RETURNS****Most Punt Returns, Season**

53 1985

44 1984

41 1981

Fewest Punt Returns, Season

21 1982 (9 Games)

30 1989

31 1977

Most Punt Returns, Game

7 vs. Tampa Bay 10/17/76

vs. N.Y. Jets 11/13/77

6 3 Times

(Last: vs. L.A. Raiders
12/8/86)**Fewest Punt Returns, Game**

0 17 Times

(Last: vs. N.Y. Giants
11/19/89)**FAIR CATCHES****Most Fair Catches, Season**

17 1989

14 1982, 1986

Fewest Fair Catches, Season

4 1977

5 1978

6 4 Times

(Last: 1983)

Most Fair Catches, Game

5 vs. Houston 9/19/82

vs. Denver 10/22/89

4 vs. Kansas City 11/9/86

YARDS GAINED**Most Yards, Punt Returns,
Season**

484 1984

483 1985

457 1986

**Fewest Yards, Punt Returns,
Season**

217 1977

228 1982 (9 Games)

246 1976

**Most Yards, Punt Returns,
Game**

103 vs. Philadelphia 11/23/86

101 vs. Pittsburgh 9/7/86

96 vs. L.A. Raiders 10/16/83

**Fewest Yards, Punt Returns,
Game**

-2 vs. Washington 9/19/76

0 21 Times

(Last: vs. N.Y. Giants
11/19/89)**AVERAGE YARDS
RETURNING PUNTS
Highest Average, Punt Returns,
Season**

11.72 1986 (39-457)

11.00 1984 (44-484)

10.86 1982 (21-228) (9 Games)

**Lowest Average, Punt Returns,
Season**

6.31 1976 (39-246)

7.00 1977 (31-217)

8.27 1979 (34-281)

**TOUCHDOWNS RETURNING
PUNTS****Most Touchdowns, Punt Returns,
Season**

1 4 Times

(Last: 1986)

**Most Touchdowns, Punt Returns,
Game**

1 4 Times

(Last: vs. Philadelphia
11/23/86)**KICKOFF RETURNS****Most Kickoff Returns, Season**

79 1976

73 1977, 1980

Fewest Kickoff Returns, Season

29 1982 (9 Games)

54 1984

58 1985

Most Kickoff Returns, Game

9 vs. New Orleans 11/21/76

vs. Kansas City 11/27/83

(OT)

8 9 Times

(Last: vs. Denver 11/26/89)

Fewest Kickoff Returns, Game

0 vs. Pittsburgh 11/28/82

vs. Denver 11/25/84

1 14 Times

(Last: vs. New England
9/24/89)**YARDS GAINED****Most Yards, Kickoff Returns,
Season**

1605 1976

1575 1983

1510 1978

**Fewest Yards, Kickoff Returns,
Season**

544 1982 (9 Games)

1007 1984

1166 1985

**Most Yards, Kickoff Returns,
Game**

251 vs. New Orleans 11/21/76

209 vs. Kansas City 11/27/83

(OT)

204 vs. San Diego 12/10/78

Fewest Yards, Kickoff Returns, Game

0 vs. Pittsburgh 11/28/82
vs. Denver 11/25/84
2 2 Times
(Last: vs. New Orleans
10/16/88)

AVERAGE YARDAGE**Highest Average, Kickoff Returns, Season**

22.54 1978 (67-1,510)
22.18 1983 (71-1,575)
21.81 1988 (62-1,352)

Lowest Average,**Kickoff Returns, Season**

18.52 1981 (69-1,278)
18.65 1984 (54-1,007)
18.77 1982 (29-544) (9 Games)

TOUCHDOWNS**Most Touchdowns, Kickoff Returns, Season**

1 2 Times
(Last: 1989)

Most Touchdowns, Kickoff Returns, Game

1 vs. St. Louis 11/13/83
vs. Kansas City 10/8/89

FUMBLES**Most Fumbles, Season**

43 1989
41 1981
38 1980

Fewest Fumbles, Season

21 1982 (9 Games)
24 1984
26 1977

Most Fumbles, Game

8 vs. Houston 11/20/77
vs. Kansas City 11/5/89
7 vs. Denver 11/20/83

Fewest Fumbles, Game

0 23 Times
(Last: vs. Denver 12/11/88)

FUMBLES LOST**Most Fumbles Lost, Season**

23 1981
20 1983
19 1978

Most Fumbles Lost, Season

11 1982 (9 Games)
13 1977, 1984, 1986

Most Fumbles Lost, Game

5 vs. Green Bay 10/15/78
vs. Denver 12/13/81
4 4 Times
(Last: vs. Kansas City
11/5/89)

Fewest Fumbles Lost, Game

0 71 Times
(Last: vs. L.A. Raiders
12/17/89)

FUMBLES RECOVERED**Most Fumbles Recovered, Season, Own and Opponents'**

44 1983 (16 own, 28 opp)
42 1989 (29 own, 13 opp)
41 1981 (14 own, 27 opp)

Fewest Fumbles Recovered, Season, Own and Opponents'

19 1982 (10 own, 9 opp)
(9 Games)
21 1977 (10 own, 11 opp)
1986 (7 own, 14 opp)
22 1976 (9 own, 13 opp)

Most Fumbles Recovered, Game, Own and Opponents'

8 vs. Cleveland 12/20/81
(1 own, 7 opp)
7 vs. Chicago 12/20/87
(4 own, 3 opp)
6 3 Times
(Last: vs. Denver 11/26/89
[4 own, 2 opp])

Most Own Fumbles Recovered, Season

29 1989
22 1980
16 1978, 1983

Fewest Own Fumbles Recovered, Season

7 1986
8 1984
9 1976

Most Opponents' Fumbles Recovered, Season

28 1983
27 1981
25 1984

Fewest Opponents' Fumbles Recovered, Season

9 1982 (9 Games)
11 1977, 1980

Most Opponents' Fumbles Recovered, Game

7 vs. Cleveland 12/20/81
5 vs. L.A. Raiders 10/16/83
4 4 Times
(Last: vs. Cleveland
12/8/85)

TOUCHDOWNS**Most Touchdowns, Fumbles Recovered, Season, Own and Opponents**

2 1981 (2 opp)
1983 (2 opp)
1 5 Times
(Last: 1989 [1 opp])

Most Touchdowns, Opponents' Fumbles Recovered, Season

2 1981, 1983
1 5 Times
(Last: 1989)

Most Touchdowns, Fumbles Recovered, Game, Own and Opponents

1 9 Times
(Last: vs. Kansas City
11/5/89 [opp])

TURNOVERS

(Number of times losing the ball on interceptions and fumbles.)

Most Turnovers, Season

48 1976 (30 interceptions,
18 fumbles)
45 1977 (32 interceptions,
13 fumbles)
41 1978 (22 interceptions,
19 fumbles)
1985 (23 interceptions,
18 fumbles)

Fewest Turnovers, Season

- 24 1982 (13 interceptions, 11 fumbles) (9 Games)
- 27 1986 (14 interceptions, 13 fumbles)
- 34 1988 (20 interceptions, 14 fumbles)

Most Turnovers, Game

- 8 vs. Detroit 10/24/76 (6 interceptions, 2 fumbles)
vs. Denver 11/20/83 (4 interceptions, 4 fumbles)
- 7 2 Times
(Last: vs. Kansas City 9/29/85 [5 interceptions, 2 fumbles])

Most Turnovers, Both Teams, Game

- 14 Seattle (4) vs. Cleveland (10) 12/20/81
- 11 Seattle (7) vs. Kansas City (4) 9/29/85
- 10 7 Times
(Last: Seattle [5] vs. Green Bay [5] 11/15/87)

Fewest Turnovers, Both Teams, Game

- 1 8 Times
(Last: Seattle [0] vs. Denver [1] 12/11/88)

PENALTIES

Fewest Penalties, Season

- 59 1982 (9 Games)
- 76 1977
- 79 1987, 1989

Most Penalties, Season

- 128 1984
- 109 1980
- 106 1981

Fewest Penalties, Game

- 0 vs. Pittsburgh 12/6/87
- 1 vs. St. Louis 9/12/76
vs. L.A. Raiders 12/18/88

Most Penalties, Game

- 17 vs. Green Bay 10/21/84
- 15 vs. Tampa Bay 10/17/76
vs. San Diego 10/9/83

Fewest Penalties, Both Teams, Game

- 5 Seattle (3) vs. Detroit (2) 12/2/84
Seattle (5) vs. New Orleans (0) 11/10/85
- 6 4 Times
(Last: Seattle [4] vs. New England [2] 12/4/88)

Most Penalties, Both Teams, Game

- 35 Seattle (15) vs. Tampa Bay (20) 10/17/76
- 28 Seattle (17) vs. Green Bay (11) 10/21/84
- 24 Seattle (10) vs. L.A. Raiders (14) 11/3/85

YARDS PENALIZED**Fewest Yards Penalized, Season**

- 523 1982 (9 Games)
- 666 1977
- 668 1987

Most Yards Penalized, Season

- 1,179 1984
- 903 1979
- 901 1980

Fewest Yards Penalized, Game

- 0 vs. Pittsburgh 12/6/87
vs. L.A. Raiders 12/18/88
- 10 vs. Kansas City 11/5/89

Most Yards Penalized, Game

- 145 vs. Denver 12/8/79
- 128 vs. Green Bay 10/21/84
- 126 vs. Minnesota 9/30/84

Fewest Yards Penalized, Both Teams, Game

- 30 Seattle (20) vs. Detroit (10) 12/2/84
- 34 Seattle (10) vs. L.A. Raiders (24) 12/18/88
- 35 Seattle (35) vs. New Orleans (0) 11/10/85

Most Yards Penalized, Both Teams, Game

- 310 Seattle (120) vs. Tampa Bay (190) 10/17/76
- 273 Seattle (145) vs. Denver (128) 12/8/79
- 235 Seattle (128) vs. Green Bay (107) 10/21/84

TIME OF POSSESSION

Highest Average Time of Possession, Season

- 30:46 1984
- 30:35 1987
- 30:13 1985

Lowest Average Time of Possession, Season

- 28:04 1982
- 28:38 1988
- 29:20 1989

Highest Time of Possession, Game

- 41:35 vs. San Diego 11/22/87
- 40:21 vs. Denver 10/22/89 (OT)
- 39:04 vs. San Diego 9/18/83

Lowest Time of Possession, Game

- 14:28 vs. L.A. Rams 11/4/79
- 17:10 vs. San Francisco 9/25/88
- 17:58 vs. New England 12/19/82

DEFENSIVE RECORDS

SCORING

Fewest Points Allowed, Season

- 147 1982 (9 Games)
- 282 1984
- 293 1986

Most Points Allowed, Season

- 429 1976
- 408 1980
- 397 1983

Fewest Points Allowed, Game

- 0 8 Times
(Last: vs. L.A. Raiders 12/8/86)

Most Points Allowed, Game

- 51 vs. New Orleans 11/21/76
vs. Dallas 11/27/80
- 48 vs. Kansas City 11/27/83 (OT)

Fewest Touchdowns Allowed, Season

18 1982 (9 Games)
34 1984, 1986

Most Touchdowns Allowed, Season

53 1976
48 1983
47 1980

Fewest Touchdowns Allowed, Game

0 17 Times
(Last: vs. New England
9/24/89)

Most Touchdowns Allowed, Game

7 vs. Dallas 11/27/80
vs. Kansas City 11/27/83
6 4 Times
(Last: vs. Green Bay
10/15/78)

FIRST DOWNS

Fewest First Downs Allowed, Season

167 1982 (9 Games)
288 1984
290 1985

Most First Downs Allowed, Season

371 1981
351 1983
350 1979

Fewest First Downs Allowed, Game

6 vs. San Diego 11/22/87
8 vs. N.Y. Jets 11/13/77
9 vs. Pittsburgh 9/7/86

Most First Downs Allowed, Game

32 vs. San Diego 9/15/85
31 vs. Chicago 12/20/87
29 6 Times
(Last: vs. Kansas City
11/22/81)

Fewest First Downs Allowed, Rushing, Season

86 1982 (9 Games)
90 1985
93 1986

Most First Downs Allowed, Rushing, Season

175 1981
166 1976
153 1978

Fewest First Downs Allowed, Rushing, Game

1 3 Times
(Last: vs. San Diego
11/22/87)

Most First Downs Allowed, Rushing, Game

19 vs. New Orleans 11/21/76
18 3 Times
(Last: vs. Kansas City
11/22/81)

Fewest First Downs Allowed, Passing, Season

68 1982 (9 Games)
125 1977
136 1976

Most First Downs Allowed, Passing, Season

195 1983
192 1986
179 1985

Fewest First Downs Allowed, Passing, Game

2 vs. Kansas City 12/17/78
vs. Oakland 11/17/80
3 2 Times
(Last: vs. New England
12/4/88)

Most First Downs Allowed, Passing, Game

27 vs. San Diego 9/15/85
20 vs. Oakland 12/16/79
19 vs. Denver 12/20/85

Fewest First Downs Allowed, Penalty, Season

13 1982 (9 Games)
16 1987, 1988, 1989

Most First Downs Allowed, Penalty, Season

33 1979
29 1984
28 1983

Most First Downs Allowed, Penalty, Game

5 vs. Minnesota 9/30/84
4 9 Times
(Last: vs. San Diego
10/15/89)

OFFENSIVE PLAYS

Fewest Opponent Plays Allowed, Season

600 1982 (9 Games)
954 1987
963 1977

Most Opponent Plays Allowed, Season

1126 1981
1078 1979
1075 1983

Fewest Opponent Plays Allowed, Game

39 vs. San Diego 11/22/87
44 vs. L.A. Raiders 12/17/89
48 2 Times
(Last: vs. San Diego
10/29/89)

Most Opponent Plays Allowed, Game

95 vs. L.A. Rams 11/4/79
88 vs. Denver 10/29/78 (OT)
86 vs. Houston 11/20/77

Fewest Opponent Plays Allowed, Rushing, Season

337 1982 (9 Games)
471 1986
472 1987

Most Opponent Plays Allowed, Rushing, Season

614 1976
596 1977
588 1981

Fewest Opponent Plays Allowed, Rushing, Game

12 vs. San Diego 11/22/87
13 2 Times
(Last: vs. L.A. Raiders
10/25/87)

Most Opponent Plays Allowed, Rushing, Game

63 vs. L.A. Rams 11/4/79
 61 vs. Cincinnati 10/11/87
 60 2 Times
 (Last: vs. Pittsburgh
 10/23/83)

Fewest Opponent Plays Allowed, Passing, Season

253 1982 (9 Games)
 367 1977
 394 1976

Most Opponent Plays Allowed, Passing, Season

582 1986
 576 1984
 564 1983

Fewest Opponent Pass Attempts Allowed, Passing, Game

10 vs. New England 12/4/88
 11 vs. Cincinnati 10/11/87
 13 vs. Kansas City 11/5/89

Most Opponent Pass Attempts Allowed, Passing, Game

59 vs. Kansas City 9/11/88
 55 vs. Kansas City 11/4/84
 53 vs. N.Y. Giants 12/11/83

NET YARDS ALLOWED RUSHING AND PASSING**Fewest Yards Allowed, Season**

2794 1982 (9 Games)
 4818 1977
 4963 1984

Most Yards Allowed, Season

6029 1983
 5940 1981
 5834 1979

Fewest Yards Allowed, Game

120 vs. Cleveland 9/3/84
 124 vs. N.Y. Jets 11/13/77
 138 vs. L.A. Raiders 12/8/86

Most Net Yards Allowed, Game

580 vs. San Francisco 9/25/88
 557 vs. San Diego 9/15/85
 553 vs. N.Y. Jets 11/2/86

RUSHING**Fewest Yards Allowed, Rushing, Season**

1461 1982 (9 Games)
 1759 1986
 1789 1984

Most Yards Allowed, Rushing, Season

2881 1976
 2806 1981
 2517 1978

Fewest Yards Allowed, Rushing, Game

17 vs. San Diego 11/22/87
 40 vs. San Diego 10/6/85
 vs. L.A. Raiders 12/8/86

Most Yards Allowed, Rushing, Game

356 vs. L.A. Raiders 11/30/87
 303 vs. L.A. Rams 11/4/79
 281 vs. St. Louis 9/12/76

Fewest Touchdowns Allowed, Rushing, Season

11 1984, 1989
 12 3 Times
 (Last: 1986)

Most Touchdowns Allowed, Rushing, Season

23 1979
 21 1977
 20 3 Times
 (Last: 1981)

Most Touchdowns Allowed, Rushing, Game

4 3 Times
 (Last: vs. Dallas 11/27/80)

PASSING**Fewest Net Yards Allowed, Passing, Season**

1333 1982 (9 Games)
 2333 1977
 2524 1976

Most Net Yards Allowed, Passing, Season

3831 1983
 3582 1986
 3459 1979

Fewest Net Yards Allowed, Passing, Game

15 vs. Kansas City 9/30/79
 25 vs. N.Y. Jets 11/13/77
 35 vs. New England 12/4/88

Most Net Yards Allowed, Passing, Game

494 vs. San Diego 9/15/85
 427 vs. N.Y. Jets 11/2/86
 386 vs. New England 9/21/86

Fewest Touchdowns Allowed, Passing, Season

4 1982 (9 Games)
 18 1984
 19 1977

Most Touchdowns Allowed, Passing, Season

33 1983
 28 1980
 27 1976

Most Touchdowns Allowed, Passing, Game

5 vs. San Diego 9/15/85
 vs. San Francisco 9/25/88
 4 9 Times
 (Last: vs. Denver 11/26/89)

SACKS**Most Sacks, Season**

61 1985
 55 1984
 47 1986

Fewest Sacks, Season

17 1982 (9 Games)
 18 1977
 25 1978

Most Sacks, Game

11 vs. L.A. Raiders 12/8/86
 9 vs. Philadelphia 11/23/86
 8 2 Times
 (Last: vs. New Orleans
 11/10/85)

Most Opponents' Yards Lost Attempting to Pass, Season

464 1985
 398 1984
 351 1983

Fewest Opponents' Yards Lost Attempting to Pass, Season

131 1977
 135 1982 (9 Games)
 170 1980

Most Opponents Yards Lost Attempting to Pass, Game

68 vs. L.A. Raiders 12/8/86
 65 vs. L.A. Raiders 10/16/83
 62 vs. Oakland 11/29/81

INTERCEPTIONS**Most Seasons Leading League**

1 1984

Most Passes Intercepted By, Season

38 1984
 26 1983
 25 1977

Fewest Passes Intercepted By, Season

9 1989
 13 1982 (9 Games)
 15 1976

Most Passes Intercepted By, Game

6 vs. Kansas City 11/4/84
 5 vs. Houston 10/5/80
 4 11 Times
 (Last: vs. Kansas City
 9/11/88)

Most Consecutive Games, One or More Interceptions By

17 1983-84
 7 1977-78, 1980

Most Yards Returning Interceptions, Season

697 1984
 (Third Most in NFL History)
 397 1981
 356 1977

Fewest Yards Returning Interceptions, Season

57 1989
 95 1980
 160 1982 (9 Games)

Most Yards Returning Interceptions, Season

697 1984
 (Third in NFL History)
 397 1981
 356 1977

Most Touchdowns Returning Interceptions, Season

7 1984
 (Second in NFL History)
 3 1981, 1985

Most Touchdowns Returning Interceptions, Game

4 vs. Kansas City 11/4/84
 (NFL Record)
 2 vs. Chicago 9/23/83
 1 16 Times
 (Last: vs. Kansas City
 11/20/88)

Most Touchdowns Returning Interceptions, Both Teams, Game

4 Seattle (4) vs. Kansas City
 (0) 11/4/84 (NFL Record)
 2 5 Times
 (Last: Seattle [1] vs.
 L.A. Rams [1] 9/23/85)

PUNT RETURNS**Fewest Opponents Punt Returns, Season**

19 1982 (9 Games)
 32 1984, 1987

Most Opponents Punt Returns, Season

56 1976
 47 1985
 42 1980

Fewest Yards Allowed, Punt Returns, Season

69 1982 (9 Games)
 153 1981
 185 1983

Most Yards Allowed, Punt Returns, Season

534 1976
 476 1980
 374 1985

Fewest Yards Allowed, Punt Returns, Game

-12 vs. L.A. Rams 10/23/88
 -3 vs. Chicago 12/12/82
 -1 2 Times
 (Last: vs. Kansas City
 11/20/88)

Most Yards Allowed, Punt Returns, Game

98 vs. N.Y. Giants 11/19/89
 95 vs. N.Y. Jets 11/9/87
 73 vs. Washington 9/19/76

Most Season Leading League, Lowest Average Allowed, Punt Returns

1 3 Times
 (1981, 1983, 1988)

Lowest Average Allowed, Punt Returns, Season

3.63 1982 (19-69) (9 Games)
 4.64 1981 (33-153) (Led NFL)
 5.14 1983 (36-185) (Led NFL)

Highest Average Allowed, Punt Returns, Season

11.33 1980 (42-476)
 10.08 1978 (36-363)
 9.54 1976 (56-534)

Longest Return, Allowed, Game

95 vs. N.Y. Jets 11/9/87 (TD)
 65 vs. Buffalo 10/14/84 (TD)
 55 vs. New England 9/16/84

Most Touchdowns Allowed, Punt Returns, Season

1 3 Times
 (Last: 1987)

Most Touchdowns Allowed, Punt Return, Game

1 3 Times
 (Last: vs. N.Y. Jets
 11/9/87 [91-yards])

KICKOFF RETURNS**Fewest Opponents Kickoff Returns, Season**

24 1982 (9 Games)
 44 1989
 46 1976

Most Opponents Kickoff Returns, Season

70 1979
 67 1981, 1984, 1987
 66 2 Times
 (Last: 1988)

Fewest Opponent Kickoff Returns, Game

0 3 Times
 (Last: vs. Buffalo 12/4/89)

Most Opponent**Kickoff Returns, Game**

10 vs. Kansas City 9/20/87

9 3 Times

(Last: vs. San Diego

11/16/81)

Fewest Yards Allowed,**Kickoff Returns, Season**

361 1982 (9 Games)

814 1989

918 1985

Most Yards Allowed,**Kickoff Returns, Season**

1379 1987

1328 1978

1240 1977

Most Yards Allowed,**Kickoff Returns, Game**

230 vs. Kansas City 9/20/87

217 vs. Buffalo 10/30/77

178 2 Times

(Last: vs. L.A. Raiders

11/28/88)

Most Season Leading League,**Lowest Average Allowed,****Kickoff Returns**

1 2 Times

(Last: 1983)

Lowest Average Allowed,**Kickoff Returns, Season**

15.04 1982 (24-361) (Led NFL)

(9 Games)

16.14 1983 (59-952) (Led NFL)

16.66 1984 (67-1,116)

Highest Average Allowed,**Kickoff Returns, Season**

24.80 1977 (50-1,240)

22.63 1976 (46-1,041)

20.58 1987 (67-1,379)

Longest Return Allowed, Game

95 vs. Green Bay 11/15/87 (TD)

vs. L.A. Raiders 11/28/88

92 vs. Kansas City 12/27/87

(TD)

Most Touchdowns Allowed,**Kickoff Returns, Season**

1 2 Times

(Last: 1987)

Most Touchdowns Allowed,**Kickoff Returns, Game**

1 2 Times

(Last: vs. Kansas City

12/27/87 [91-yards])

FUMBLES

Fewest Opponents Fumbles,**Season**

18 1982 (9 Games)

20 1977

23 1976

Most Opponents Fumbles,**Season**

47 1984

44 1983

43 1981

Most Opponent Fumbles,**Game**

9 vs. Cleveland 12/20/81

7 3 Times

(Last: vs. Cincinnati

10/11/87)

TURNOVERS

(Number of times losing ball on interceptions and fumbles)

Most Seasons Leading in**Most Turnovers**

1 1984

Fewest Opponents Turnovers,**Season**

22 1982 (13 interceptions,

9 fumbles) (9 Games)

1989 (9 interceptions,

13 fumbles)

28 1976 (15 interceptions,

13 fumbles)

Most Opponents Turnovers,**Season**

63 1984 (38 interceptions,

25 fumbles)

(Second in NFL History)

54 1983 (26 interceptions,

28 fumbles)

48 1981 (21 interceptions,

27 fumbles)

Most Opponents' Turnovers,**Game**

10 vs. Cleveland 12/20/81

(3 ints, 7 fumbles)

8 2 Times

(Last: vs. San Diego

9/9/84 [4 ints, 4 fumbles])

TIME OF POSSESSION

Lowest Average Time of Possession Allowed, Season

29:14 1984

29:25 1987

29:47 1985

Highest Average Time of Possession Allowed, Season

31:56 1982 (9 Games)

31:22 1988

30:40 1989

Least Time of Possession**Allowed, Game**

18:25 vs. San Diego 11/22/87

20:56 vs. San Diego 9/18/83

21:55 vs. L.A. Raiders 12/17/89

Most Time of Possession**Allowed, Game**

45:32 vs. L.A. Rams 11/4/79

42:50 vs. San Francisco 9/25/88

42:02 vs. New England 12/19/82

SPECIAL TEAMS

The Seahawks led the NFL in punt coverage in 1988 allowing only 5.6 yards per return. In the past nine seasons, 1981-89, Seattle has paced the league three times in punt coverage (1981, 1983 and 1988) and twice in kickoff coverage (1982 and 1983).

CAREER LEADERS

Rushing Attempts

1. Curt Warner	1649
2. Sherman Smith	810
3. John L. Williams	577
4. Dan Doornink	463
5. Jim Zorn	307
6. David Hughes	294
7. David Sims	293
8. Dave Krieg	249
9. Don Testerman	229
10. Theotis Brown	200

Rushing Yards

Curt Warner	6705
Sherman Smith	3429
John L. Williams	2414
Dan Doornink	1530
Jim Zorn	1494
David Sims	1174
David Hughes	1009
Dave Krieg	916
Don Testerman	860
Jim Jodat	738

Rushing Touchdowns

Curt Warner	55
Sherman Smith	28
David Sims	19
Jim Zorn	17
Dan Doornink	14
Dave Krieg	10
Theotis Brown	8
Jim Jodat	6
John L. Williams	6
Al Hunter	4

Pass Attempts

1. Jim Zorn	2992
2. Dave Krieg	2843
3. Kelly Stouffer	232
4. Steve Myer	160
5. Gale Gilbert	116
6. Bruce Mathison	76
7. Jeff Kemp	68
8. Sam Adkins	39
9. Bill Munson	37
10. 3 tied with	7

Pass Completions

Dave Krieg	1644
Jim Zorn	1593
Kelly Stouffer	127
Steve Myer	83
Gale Gilbert	61
Jeff Kemp	36
Bruce Mathison	36
Bill Munson	20
Sam Adkins	17
Herman Weaver	4

Pass Yards

Dave Krieg	20858
Jim Zorn	20122
Kelly Stouffer	1376
Steve Myer	851
Gale Gilbert	703
Jeff Kemp	528
Bruce Mathison	501
Bill Munson	295
Sam Adkins	232
Herman Weaver	82

Passing Touchdowns

1. Dave Krieg	169
2. Jim Zorn	107
3. Steve Myer	6
4. Jeff Kemp	5
5. Gale Gilbert	4
6. Kelly Stouffer	4
7. Bruce Mathison	3
8. Sam Adkins	2
9. Bill Munson	1
10. David Sims	1

Had Intercepted

Jim Zorn	133
Dave Krieg	107
Steve Myer	14
Kelly Stouffer	9
Jeff Kemp	6
Gale Gilbert	5
Bruce Mathison	5
Sam Adkins	4
Bill Munson	3
3 tied with	1

Sacked

Dave Krieg	269
Jim Zorn	200
Kelly Stouffer	22
Sam Adkins	9
Steve Myer	9
Jeff Kemp	6
Bruce Mathison	6
Gale Gilbert	5
Bill Munson	3
2 tied with	1

Pass Receptions

1. Steve Largent	819
2. Sam McCullum	232
3. Sherman Smith	211
4. John L. Williams	205
5. Dan Doornink	197
6. Curt Warner	193
7. Paul Skansi	132
8. Brian Blades	117
9. Daryl Turner	101
10. 2 tied with	97

Receiving Yards

Steve Largent	13089
Sam McCullum	3409
Sherman Smith	2342
John L. Williams	1947
Dan Doornink	1940
Daryl Turner	1872
Brian Blades	1745
Paul Skansi	1558
Curt Warner	1467
Charle Young	1217

Receiving Touchdowns

Steve Largent	100
Daryl Turner	36
Sam McCullum	21
Brian Blades	13
John L. Williams	12
Dan Doornink	11
Sherman Smith	10
Ray Butler	9
Paul Skansi	8
3 tied with	7

Pass Interceptions

1. Dave Brown	50
2. John Harris	41
3. Kenny Easley	32
4. Keith Simpson	19
5. Terry Taylor	15
6. Eugene Robinson	14
7. Autry Beamon	11
8. Paul Moyer	11
9. Keith Butler	8
10. Cornell Webster	8

Return Yardage

Dave Brown	643
Kenny Easley	528
John Harris	425
Keith Simpson	338
Terry Taylor	202
Eugene Robinson	185
Eddie McMillan	157
Paul Moyer	136
Sammy Green	100
Jacob Green	92

Return Touchdowns

Dave Brown	5
Kenny Easley	3
Keith Simpson	3
Jacob Green	2
John Harris	2
Terry Taylor	2
5 tied with	1

Punts

1. Jeff West	299
2. Herman Weaver	257
3. Ruben Rodriguez	192
4. Rick Engles	84
5. Vince Gamache	79
6. David Finzer	68
7. Jimmy Colquitt	12
8. Russell Griffith	11
9. Efren Herrera	5
10. Barry Bowman	3

Inside the 20

Jeff West	73
Herman Weaver	49
Ruben Rodriguez	48
Rick Engles	13
David Finzer	12
Vince Gamache	10
Jimmy Colquitt	3
Efren Herrera	3
Dan Doornink	1
Russell Griffith	1

Had Blocked

Herman Weaver	6
Rick Engles	3
Ruben Rodriguez	1

Punt Returns		Punt Return Yards		Punt Return TDs	
1. B.J. Edmonds	89	B.J. Edmonds	1010	Paul Johns	2
2. Paul Johns	74	Paul Johns	843	B.J. Edmonds	1
3. Will Lewis	57	Paul Skansi	495	Will Lewis	1
4. Paul Skansi	52	Will Lewis	449		
5. Rufus Crawford	34	Kenny Easley	302		
6. Kenny Easley	26	Rufus Crawford	284		
7. David Hollis	24	David Hollis	197		
8. Walter Packer	20	John Harris	179		
9. Lyle Blackwood	18	Walter Packer	131		
10. John Harris	18	Lyle Blackwood	128		
Kickoff Returns		Kickoff Return Yards		Kickoff Return TDs	
1. B.J. Edmonds	101	B.J. Edmonds	2228	Zachary Dixon	1
2. Randall Morris	82	Al Hunter	1717	James Jefferson	1
3. Al Hunter	78	Randall Morris	1621		
4. Zachary Dixon	74	Zachary Dixon	1594		
5. Will Lewis	45	Will Lewis	963		
6. Rufus Crawford	35	Rufus Crawford	829		
7. David Hollis	32	David Hollis	665		
8. Jeff Moore	31	Oliver Ross	655		
9. David Hughes	30	Jeff Moore	652		
10. Oliver Ross	30	David Hughes	647		
Tackles		Quarterback Sacks		Forced Fumbles	
1. Keith Butler	813	Jacob Green	97.5	Jacob Green	24
2. Dave Brown	684	Jeff Bryant	49.0	Bruce Scholtz	13
3. John Harris	649	Joe Nash	38.5	Joe Nash	12
4. Jacob Green	603	Manu Tuiasosopo	21.0	Keith Butler	11
5. Michael Jackson	574	Bill Gregory	20.0	Keith Simpson	11
6. Terry Beeson	561	Fredd Young	19.0	Dave Brown	10
7. Kenny Easley	498	Robert Hardy	18.5	Jeff Bryant	10
8. Joe Nash	495	Randy Edwards	16.0	Kenny Easley	10
9. Jeff Bryant	484	Keith Butler	11.5	Michael Jackson	8
10. Keith Simpson	482	Greg Gaines	11.5	Manu Tuiasosopo	7
Opp. Fumble Rec'd		Return Touchdowns		Blocked Kicks	
1. Jacob Green	14	Dave Brown	5	Joe Nash	9
2. Dave Brown	11	Jacob Green	4	Mike White	5
3. John Harris	11	Kenny Easley	3	Jeff Bryant	4
4. Jeff Bryant	10	Keith Simpson	3	Jacob Green	4
5. Kenny Easley	9	Terry Taylor	3	Dennis Boyd	3
6. Greg Gaines	9	John Harris	2	Kerry Justin	3
7. Shelton Robinson	9	Paul Johns	2	Fredd Young	3
8. Kerry Justin	8	Paul Moyer	2	4 tied with	2
9. Paul Moyer	8	Shelton Robinson	2		
10. 2 tied with	7	22 tied with	1		
Points Scored		Total Touchdowns		Field Goals	
1. Norm Johnson	708	Steve Largent	101	Norm Johnson	136
2. Steve Largent	608	Curt Warner	62	Efren Herrera	64
3. Curt Warner	372	Sherman Smith	38	John Leypoldt	17
4. Efren Herrera	331	Daryl Turner	36	Scott Hagler	2
5. Sherman Smith	228	Dan Doornink	25	Don Bitterlich	1
6. Daryl Turner	216	David Sims	23		
7. Dan Doornink	150	Sam McCullum	21		
8. David Sims	138	John L. Williams	18		
9. Sam McCullum	126	Jim Zorn	17		
10. John L. Williams	108	2 tied with	13		
Field Goal Attempts		PATs		PAT Attempts	
1. Norm Johnson	196	Norm Johnson	300	Norm Johnson	303
2. Efren Herrera	92	Efren Herrera	139	Efren Herrera	148
3. John Leypoldt	30	John Leypoldt	52	John Leypoldt	59
4. Don Bitterlich	4	Don Bitterlich	7	Don Bitterlich	7
5. Scott Hagler	2	Scott Hagler	4	Scott Hagler	4
6.		Steve Largent	2	Steve Largent	2
Safeties		Games Played		Games Started	
1. Dave Brown	1	Steve Largent	200	Steve Largent	197
2. Jeff Bryant	1	Dave Brown	159	Dave Brown	159
3. Steve Raible	1	Keith Butler	146	Jacob Green	144
4. Cornell Webster	1	Jacob Green	146	Keith Butler	132
5. Team	1	Jim Zorn	126	John Harris	112
6.		Edwin Bailey	125	Jeff Bryant	108
7.		John Harris	119	Edwin Bailey	106
8.		Norm Johnson	118	Jim Zorn	100
9.		Joe Nash	114	Joe Nash	95
10.		Jeff Bryant	112	Bruce Scholtz	95

YEAR-BY-YEAR LEADERS

RUSHING

	G	Att.	Yds.	Avg.	LG	TD	
1976	Sherman Smith	12	119	537	4.5	53	4
1977	Sherman Smith	14	163	763	4.7	39	4
1978	Sherman Smith	12	165	805	4.9	67	6
1979	Sherman Smith	16	194	775	4.0	31	11
1980	Jim Jodat	16	155	632	4.1	26	5
1981	Theotis Brown	10	141	531	3.8	43	6
1982	Sherman Smith	9	63	202	3.2	19	0
1983	Curt Warner	16	335°	1449°	4.3	60	13
1984	David Hughes	16	94	327	3.3	14	1
1985	Curt Warner	16	291	1094	3.8	38	8
1986	Curt Warner	16	319°	1481°	4.6	60	13°
1987	Curt Warner	12	234	985	4.2	57	8
1988	Curt Warner	16	266	1025	3.9	29	10
1989	Curt Warner	16	194	631	3.3	34	3

PASSING

	G	Att.	Comp.	Yds.	Pct.	TD	Int.	Rate	
1976	Jim Zorn	14	439*	208	2571	47.3	12	27	49.5
1977	Jim Zorn	10	251	104	1683	41.4	16	19	54.3
1978	Jim Zorn	16	443°	248°	3283°	56.0	15	20	72.2
1979	Jim Zorn	16	505	285	3661	56.4	20	18	77.7
1980	Jim Zorn	16	488	276	3346	56.6	17	20	72.3
1981	Jim Zorn	13	397	236	2788	59.4	13	9	82.3
1982	Jim Zorn	9	245	126	1540	51.4	7	11	62.0
1983	Dave Krieg	9	243	147	2139	60.5	18	11	95.0
1984	Dave Krieg	16	480	276	3671	57.5	32	24	83.3
1985	Dave Krieg	16	532	285	3602	53.6	27	20	76.2
1986	Dave Krieg	15	375	225	2921	60.0	21	11	91.0
1987	Dave Krieg	12	294	178	2131	60.5	23	15	87.6
1988	Dave Krieg	9	228	134	1741	58.8	18	8*	94.6
1989	Dave Krieg	15	499	286	3309	57.3	21	20	74.8

RECEIVING

	G	No.	Yds.	Avg.	LG	TD	
1976	Steve Largent	14	54	705	13.0	45	4
1977	Steve Largent	14	33	643	19.4	74	10
1978	Steve Largent	16	71°	1168	16.5	57	8
1979	Steve Largent	15	66	1237*	18.7	55	9
1980	Steve Largent	16	66	1064	16.1	67	6
1981	Steve Largent	16	75	1224	16.3	57	9
1982	Steve Largent	8	34	493	14.5	45	3
1983	Steve Largent	15	72	1074	14.9	46	11
1984	Steve Largent	16	74	1164	15.7	65	12
1985	Steve Largent	16	79	1287*	16.3	43	6
1986	Steve Largent	16	70	1070	15.3	38	9
1987	Steve Largent	13	58	912	15.7	55	8
1988	John L. Williams	16	58	651	11.2	75	3
1989	Brian Blades	16	77	1063	13.8	60	5

SCORING

	G	TD	PAT	FG	Pts.	
1976	John Leypoldt	11	0	19-22	8-12	43
1977	Steve Largent	14	10	0-0	0-0	60
	John Leypoldt	14	0	33-37	9-18	60
1978	David Sims	12	15*	0-0	0-0	90
1979	Efren Herrera	16	0	43-46	19-23	100
1980	Efren Herrera	16	0	33-33	20-31	93
1981	Steve Largent	16	10	0-0	0-0	60

		G	TD	PAT	FG	Pts.
1982	Norm Johnson	9	0	13-14	10-14	43
1983	Norm Johnson	16	0	49-50	18-25	103
1984	Norm Johnson	16	0	50-51	20-24	110
1985	Norm Johnson	16	0	40-41	14-25	82
1986	Norm Johnson	16	0	42-42	22-35	108
1987	Norm Johnson	13	0	40-40	15-20	85
1988	Norm Johnson	16	0	39-39	22-28	105
1989	Norm Johnson	16	0	27-27	15-25	72

INTERCEPTIONS

		G	No.	Yds.	Avg.	LG	TD
1976	Dave Brown	14	4	70	17.5	33	0
	Rolly Woolsey	14	4	19	4.7	13	0
1977	Autry Beamon	14	6	36	6.0	16	0
1978	Cornell Webster	15	5	9	1.8	14	0
1979	Dave Brown	16	5	46	9.2	23	0
1980	Dave Brown	16	6	32	5.3	24	0
	John Harris	16	6	28	4.7	15	0
1981	John Harris	16	10 ^o	155	15.5	42	2 ^o
1982	Kenny Easley	8	4	48	12.0	44	0
	John Harris	9	4	33	8.3	18	0
1983	Kenny Easley	16	7	96	13.2	38	0
1984	Kenny Easley	16	10*	126	12.6	58	2*
1985	John Harris	16	7	20	2.9	17	0
1986	Dave Brown	16	5	58	11.6	24	1
1987	Kenny Easley	12	4	47	11.8	22	0
1988	Paul Moyer	16	6	79	13.2	34	0
1989	Eugene Robinson	16	5	24	4.8	20	0

PUNTING

		G	No.	Yds.	Avg.	LG	In 20	Blk
1976	Rick Engles	14	80	3067	38.3	55	13	2
1977	Herman Weaver	13	58	2293	39.5	59	10	1
1978	Herman Weaver	16	66	2440	37.0	59	13	0
1979	Herman Weaver	16	66	2651	40.2	60	11	3
1980	Herman Weaver	16	67	2798	41.8	62	14	2
1981	Jeff West	15	66	2578	39.1	56	16	0
1982	Jeff West	9	48	1835	38.2	52	8	0
1983	Jeff West	16	79	3115	39.5	56	25	0
1984	Jeff West	16	95	3567	37.5	60	24	0
1985	Dave Finzer	12	68	2766	40.7	61	12	0
1986	Vince Gamache	16	79	3048	38.6	55	10	0
1987	Ruben Rodriguez	12	47	1880	40.0	63	17	0
1988	Ruben Rodriguez	16	70	2858	40.8	68	14	0
1989	Ruben Rodriguez	16	75	2995	39.9	59	17	1

PUNT RETURNS

		G	No.	FC	Yds.	Avg.	LG	TD
1976	Lyle Blackwood	11	19	2	132	6.9	26	0
1977	Walter Packer	10	20	0	131	6.5	31	0
1978	Rufus Crawford	16	34	4	284	8.4	22	0
1979	Tony Green	11	16	3	121	7.6	30	0
1980	Will Lewis	16	41	9	349	8.5	75	1
1981	Paul Johns	16	16	4	177	11.1	34	0
1982	Paul Johns	9	19	10	210	11.1	37	0
1983	Paul Johns	11	28	5	316	11.3	75	1*
1984	Kenny Easley	16	16	5	194	12.1	42	0
1985	Paul Skansi	12	31	7	312	10.1	32	0
1986	Bobby Joe Edmonds	15	34	14	419	12.3*	75	1 ^o
1987	Bobby Joe Edmonds	11	20	4	251	12.6 ^o	40	0
1988	Bobby Joe Edmonds	16	35	8	340	9.7	41	0
1989	David Hollis	10	18	7	164	9.1	21	0

KICKOFF RETURNS

	G	No.	Yds.	Avg.	LG	TD
1976 Oliver Ross	10	30	655	21.8	45	0
1977 Al Hunter	12	36	820	22.7	41	0
1978 Al Hunter	16	16	385	24.1	38	0
1979 Tony Green	11	20	437	21.9	31	0
1980 Will Lewis	16	25	585	23.4	54	0
1981 Will Lewis	10	20	378	18.9	36	0
1982 Horace Ivory	6	10	224	22.4	30	0
1983 Zachary Dixon	13	49*	1448*	23.4	94	1*
1984 David Hughes	16	17	348	20.5	38	0
1985 Randall Morris	16	31	636	20.5	58	0
1986 Bobby Joe Edmonds	15	34	764	22.5	46	0
1987 Bobby Joe Edmonds	11	27	564	20.9	43	0
1988 Bobby Joe Edmonds	16	40	900	22.5	65	0
1989 James Jefferson	16	22	511	23.2	97°	1*

DEFENSIVE

According to Unofficial Press Box Stats

TACKLES

SACKS

	G	No.		G	No.
1976 Dave Brown	14	111	1976 Steve Niehaus	14	9.5
1977 Terry Beeson	14	134	1977 Alden Roche	12	3.5
1978 Terry Beeson	16	153	1978 Bill Gregory	16	9.0
1979 Terry Beeson	16	114	1979 Manu Tuiasosopo	16	8.0
1980 Michael Jackson	15	136	1980 Jacob Green	14	6.5
1981 Michael Jackson	16	140	1981 Jacob Green	16	12.0
1982 Michael Jackson	8	64	1982 Jeff Bryant	9	3.0
1983 Bruce Scholtz	16	104	Jacob Green	9	3.0
1984 Shelton Robinson	16	93	1983 Jacob Green	16	16.0
1985 Fredd Young	16	118	1984 Jeff Bryant	16	14.5
1986 Fredd Young	15	121	1985 Jacob Green	16	13.5
1987 Fredd Young	13	101	1986 Jacob Green	16	12.0
1988 Eugene Robinson	16	114	1987 Jacob Green	12	9.5
1989 Eugene Robinson	16	102	1988 Jacob Green	16	9.0
			1989 Rufus Porter	16	10.5

* NFL leader

° AFC leader

TOP INDIVIDUAL PERFORMANCES

(Regular Season Games Only)

RUSHING

	Att.	Yds.	TD	Opponent
1. Curt Warner	32	207	3	vs. Kansas City 11/27/83 (OT)
2. Curt Warner	24	192	3	vs. Denver 12/20/86
3. Curt Warner	28	168	2	vs. San Diego 9/15/85
4. Sherman Smith	23	152	2	vs. Chicago 11/5/78
5. Curt Warner	28	142	0	vs. San Diego 10/6/86
6. Curt Warner	21	139	0	vs. Denver 10/26/86
7. Curt Warner	27	136	0	vs. Denver 10/20/85 (OT)
8. Curt Warner	25	134	0	vs. Denver 11/6/83
9. Al Hunter	27	133	2	vs. Kansas City 12/17/78
10. Curt Warner	27	130	0	vs. L.A. Raiders 11/28/88
11. Curt Warner	25	128	2	vs. New York Jets 9/11/83
12. Curt Warner	23	126	4	vs. Denver 12/11/88
13. Sherman Smith	14	124	1	vs. Atlanta 11/7/76

	Att.	Yds.	TD	Opponent
14. Curt Warner	25	123	1	vs. Green Bay 11/15/87
15. Dan Doornink	21	122	2	vs. Atlanta 10/29/79
Curt Warner	22	122	1	vs. Dallas 11/27/86
17. David Sims	23	121	3	vs. New York Jets 9/17/78
18. Curt Warner	23	119	1	vs. San Diego 11/22/87
19. Jim Jodat	22	117	0	vs. Washington 9/28/80
20. Curt Warner	26	116	0	vs. New England 12/18/83
Curt Warner	23	116	2	vs. L.A. Raiders 12/8/86
22. Curt Warner	21	114	0	vs. Pittsburgh 9/7/86
23. Eric Lane	14	113	1	vs. Minnesota 9/30/84
24. John L. Williams	15	112	1	vs. Kansas City 9/20/87
Curt Warner	29	112	2	vs. L.A. Raiders 10/25/87
26. Curt Warner	22	110	1	vs. Atlanta 10/2/88
27. Curt Warner	22	109	2	vs. San Diego 9/18/83
John L. Williams	20	109	0	vs. Denver 12/11/88
29. David Sims	14	106	2	vs. Baltimore 11/12/78
Curt Warner	16	106	1	vs. Washington 9/28/86
31. Curt Warner	24	105	0	vs. New England 11/17/85
John L. Williams	17	105	0	vs. L.A. Raiders 11/28/88
33. David Sims	22	104	1	vs. Green Bay 10/15/78
Theotis Brown	14	104	0	vs. New York Jets 10/25/81
35. John L. Williams	13	102	1	vs. Houston 11/13/88
Curt Warner	21	102	1	vs. L.A. Raiders 10/1/89
37. Curt Warner	23	101	1	vs. L.A. Raiders 10/30/83

100 Yards: Warner 23, Williams 4, Sims 3, Smith 2, Brown 1, Doornink 1, Hunter 1, Jodat 1, Lane 1.

PASSING

	Att.	Comp.	Yds.	TD	Opponent
1. Dave Krieg	42	31	418	3	vs. Denver 11/20/83
2. Dave Krieg	32	19	410	4	vs. L.A. Raiders 12/18/88
3. Dave Krieg	44	30	406	3	vs. Denver 11/25/84
4. Dave Krieg	51	33	405	4	vs. Atlanta 10/13/85
5. Jim Zorn	33	24	384	4	vs. New Orleans 11/18/79
6. Kelly Stouffer	46	27	370	1	vs. New Orleans 10/16/88
7. Jeff Kemp	27	20	344	4	vs. Detroit 10/18/87
8. Dave Krieg	50	30	334	2	vs. Denver 12/15/84
9. Jim Zorn	32	21	329	2	vs. San Diego 9/3/78
10. Jim Zorn	43	24	327	1	vs. Oakland 9/20/81
11. Bruce Mathison	42	20	326	2	vs. Miami 10/4/87
12. Jim Zorn	41	22	318	1	vs. Denver 11/21/82
13. Jim Zorn	35	23	314	2	vs. Oakland 12/16/79
14. Jim Zorn	36	20	312	4	vs. New England 9/21/80
15. Dave Krieg	49	27	311	1	vs. San Diego 10/29/89
16. Dave Krieg	35	22	310	2	vs. Green Bay 10/21/84
17. Jim Zorn	32	17	308	1	vs. Green Bay 10/15/78
Jim Zorn	39	22	308	2	vs. Denver 12/8/79
Jim Zorn	47	31	308	1	vs. Kansas City 9/27/81
20. Dave Krieg	32	22	307	5	vs. San Diego 9/15/85
21. Dave Krieg	21	15	305	4	vs. San Diego 12/14/86

300 Yards: Krieg 9, Zorn 9, Kemp 1, Mathison 1, Stouffer 1.

RECEIVING

	No.	Yds.	TD	Opponent
1. Steve Largent	15	261	3	vs. Detroit 10/18/87
2. Steve Largent	12	191	1	vs. Denver 11/25/84
3. John L. Williams	7	180	1	vs. L.A. Raiders 12/18/86
4. Sam McCullum	8	173	1	vs. Oakland 12/16/79
5. Steve Largent	7	169	1	vs. New York Jets 12/6/81
6. Steve Largent	8	155	3	vs. St. Louis 11/13/83
7. Steve Largent	9	146	2	vs. New Orleans 11/18/79
Brian Blades	9	146	1	vs. Phoenix 9/17/89

	No.	Yds.	TD	Opponent
9. Brian Blades	8	145	1	vs. New Orleans 10/16/88
10. Steve Largent	4	142	1	vs. Oakland 10/26/80
11. Charle Young	7	140	0	vs. San Diego 10/9/83
12. Steve Largent	5	139	2	vs. L.A. Raiders 9/16/79
Steve Largent	8	139	1	vs. New York Giants 12/7/80
14. Steve Largent	8	138	0	vs. New England 11/17/85
15. Jimmy Teal	9	137	0	vs. Miami 10/4/87
16. Steve Largent	6	135	2	vs. Houston 10/21/79
17. Steve Largent	4	134	2	vs. Buffalo 10/30/77
18. Steve Largent	7	133	1	vs. New England 12/18/83
19. Steve Largent	8	130	2	vs. Washington 9/25/83
Steve Largent	8	130	1	vs. Minnesota 9/30/84
21. Steve Largent	7	129	1	vs. Green Bay 10/21/84
John L. Williams	12	129	1	vs. L.A. Raiders 12/17/89
23. Steve Largent	7	128	1	vs. San Francisco 9/26/76
Ray Butler	3	128	2	vs. New England 9/21/86
25. Steve Largent	6	127	1	vs. San Diego 9/3/78
Steve Largent	6	127	1	vs. Green Bay 10/15/78
Steve Largent	6	127	0	vs. Atlanta 10/29/79
Steve Largent	6	127	2	vs. New England 9/21/80
29. Steve Largent	6	126	2	vs. Chicago 11/5/78
30. Brian Blades	4	123	2	vs. L.A. Raiders 12/11/88
31. Sam McCullum	6	122	1	vs. Oakland 9/20/81
Brian Blades	8	122	0	vs. Denver 11/26/89
33. Daryl Turner	7	121	4	vs. San Diego 9/15/85
34. Steve Largent	9	120	2	vs. Kansas City 12/2/79
35. Paul Johns	6	118	1	vs. Pittsburgh 10/23/83
Byron Franklin	5	118	1	vs. San Diego 10/6/86
37. John L. Williams	8	117	1	vs. Chicago 12/20/87

100 Yards: Largent 40, Blades 7, McCullum 5, Johns 4, Williams 3, Butler 2, Ferguson 1, Franklin 1, Hughes 1, Raible 1, Sims 1, Teal 1, Turner 1, C. Young 1.

TOP OPPONENT PERFORMANCES

RUSHING

	Att.	Yds.	TD
1. Bo Jackson (L.A. Raiders 11/30/87)	18	221	2
2. Earl Campbell (Houston 10/11/81)	39	186	2
3. Walter Payton (Chicago 12/5/76)	27	183	0
4. Marcus Allen (L.A. Raiders 12/5/82)	24	156	2
Christian Okoye (Kansas City 10/8/89)	30	156	1
6. Chuck Muncie (San Diego 11/16/81)	20	151	2
Freeman McNeil (N.Y. Jets 10/27/85)	22	151	0

PASSING

	Att.	Comp.	Yds.	TD
1. Dan Fouts (San Diego 9/15/85)	43	29	440	4
2. John Elway (Denver 12/20/85)	42	24	432	1
3. Ken O'Brien (N.Y. Jets 11/2/86)	32	26	431	4
4. Tony Eason (New England 9/21/86)	45	26	414	3
5. Lynn Dickey (Green Bay 10/21/84)	38	24	364	3

RECEIVING

	No.	Yds.	TD
1. Wes Chandler (San Diego 9/15/85)	13	243	1
2. Al Toon (N.Y. Jets 11/2/86)	9	195	2
3. Marcus Allen (L.A. Raiders 10/7/84)	4	173	1
4. Morris Owens (Tampa Bay 10/16/77)	9	166	1
Henry Marshall (Kansas City 12/9/84)	8	166	1
Roy Green (Phoenix 9/17/89)	8	166	3

ATTENDANCE RECORDS

TOP TEN KINGDOME REGULAR SEASON CROWDS

1. Denver	64,411	12/15/84
2. L.A. Raiders	64,060	11/3/85
3. L.A. Raiders	64,001	11/12/84
4. Denver	63,697	12/20/86
5. New Orleans	63,569	10/16/88
6. Dallas	63,352	12/4/83
7. L.A. Rams	63,292	9/23/85
8. San Diego	63,207	10/6/86
9. Denver	62,948	10/29/78
10. L.A. Raiders	62,923	12/8/86

In 14 seasons, the Seahawks have attracted 8,473,172 fans to 144 home games, including 6,327,283 to 107 regular games. That's an average of 58,841 fans for all games and 59,134 for regular season contests. The Seahawks have sold out 115 of their last 118 games, including preseason and postseason, dating back to 1978. The Seahawks have finished in the top nine among all NFL clubs in attendance in each of their 14 seasons.

SERIES BREAKDOWN

(Regular Season Games Only)

AFC EAST (14-14)

BUFFALO (3-1)

10/30/77	— W	56-17	61,180
10/14/84	— W	31-28	59,034
11/ 6/88	— L	3-13	61,074
12/ 4/89	— W	17-16	57,682

MIAMI (1-2)

10/23/77	— L @	13-31	29,855
9/ 9/79	— L @	10-19	56,233
10/ 4/87	— W	24-20	19,448

NEW ENGLAND (3-6)

10/ 9/77	— L @	0-31	45,929
9/21/80	— L	31-37	61,035
12/19/82	— L	0-16	53,457
12/18/83	— W	24-6	59,688
9/16/84	— L @	23-38	43,140
11/17/85	— L	13-20	60,345
9/21/86	— W @	38-31	58,977
12/ 4/88	— L @	7-13	59,068
9/24/89	— W @	24-3	48,025

INDIANAPOLIS (0-2)

9/18/77	— L	14-29	58,991
11/12/78	— L	14-17	61,905

Franchise transferred from Baltimore in 1984.

N.Y. JETS (7-3)

11/13/77	— W @	17-0	43,973
9/17/78	— W @	24-17	46,911
11/26/79	— W	30-7	59,977
10/19/80	— W @	27-17	52,496
10/25/81	— W @	19-3	49,678
12/ 6/81	— W	27-23	53,105
9/11/83	— W @	17-10	50,066
10/27/85	— L @	14-17	69,320
11/28/86	— L	7-38	62,497
11/ 9/87	— L @	14-30	60,452

1977-83 road games played at Shea Stadium. From 1985 at Giants Stadium.

AFC CENTRAL (17-15)

CINCINNATI (3-5)

9/25/77	— L @	20-42	45,579
9/ 6/81	— L @	21-27	41,177
12/26/82	— L @	10-24	55,330
11/18/84	— W @	26-6	50,280
9/ 8/85	— W @	28-24	51,625
11/16/86	— L @	7-34	54,410
10/11/87	— L	10-17	31,739
12/10/89	— W @	24-17	54,744

HOUSTON (3-3)

11/20/77	— L	10-22	61,519
10/21/79	— W	34-14	60,705
10/ 5/80	— W @	26-7	46,860
10/11/81	— L @	17-35	42,671
9/19/82	— L @	21-23	43,117
11/13/88	— W	27-24	60,446

CLEVELAND (8-3)

12/18/77	— W	20-19	61,583
12/ 3/78	— W	47-24	62,262
11/11/79	— W @	29-24	72,440
10/12/80	— L	3-27	61,366
12/20/81	— W	42-21	51,435
9/12/82	— L	7-21	55,907
10/ 2/83	— W @	24-9	75,446
9/ 3/84	— W	33-0	59,540
12/ 8/85	— W	31-13	58,477
10/ 9/88	— W @	16-10	78,605
11/12/89	— L	7-17	58,978

PITTSBURGH (3-4)

12/ 4/77	— L @	20-30	45,429
9/10/78	— L @	10-21	48,277
11/18/81	— W	24-21	59,058
11/28/82	— W	16-0	55,553
10/23/83	— L	21-27	61,615
9/ 7/86	— W	30-0	61,146
12/ 6/87	— L @	9-13	48,881

AFC WEST (46-48)**DENVER (10-15)**

10/ 2/77	— L	13-24	53,108
10/ 1/78	— L @	7-28	74,989
10/29/78	— *L	17-20	62,948
9/23/79	— L @	34-37	74,879
12/ 8/79	— W	28-23	60,038
11/23/80	— L @	20-36	73,274
12/21/80	— L	17-25	51,853
9/13/81	— W	13-10	58,513
12/13/81	— L @	13-23	74,527
11/21/82	— W @	17-10	73,916
1/ 2/83	— W	13-11	43,145
11/ 6/83	— W	27-19	61,189
11/20/83	— L @	27-38	74,710
11/25/84	— W @	27-24	74,922
12/15/84	— L	14-31	64,411
10/20/85	— *L @	10-13	74,899
12/20/85	— L	24-27	56,283
10/26/86	— L @	13-20	76,089
12/20/86	— W	41-16	63,697
9/13/87	— L @	17-40	75,999
12/13/87	— W	28-21	61,759
9/ 4/88	— W @	21-14	75,986
12/11/88	— W	42-14	62,839
10/22/89	— *L	21-24	62,353
11/26/89	— L @	14-41	75,117

L.A. RAIDERS (14-10)

11/ 6/77	— L @	7-44	50,929
10/22/78	— W	27-7	62,529
11/26/78	— W @	17-16	52,978
9/16/79	— W	27-10	61,602
12/16/79	— W @	29-24	53,177
10/26/80	— L @	14-33	50,185
11/17/80	— L	17-19	60,480
9/20/81	— L @	10-20	45,725
11/29/81	— L	31-32	57,147
12/ 5/82	— L @	23-28	42,170
10/16/83	— W	38-36	60,697
10/30/83	— W @	34-21	49,708
10/ 7/84	— L @	14-28	77,904
11/12/84	— W	17-14	64,011
11/ 3/85	— W	33-3	64,060
12/15/85	— L @	3-13	77,425
10/12/86	— L @	10-14	70,635
12/ 8/86	— W	37-0	62,923
10/25/87	— W @	35-13	52,735
11/30/87	— L	14-37	62,802
11/28/88	— W	35-27	62,641
12/18/88	— W @	43-37	61,127
10/ 1/89	— W @	24-20	44,319
12/17/89	— W	23-17	61,076

Franchise transferred from Oakland in 1982.

KANSAS CITY (10-13)

12/11/77	— W @	34-31	22,562
11/19/78	— W @	13-10	32,252
12/17/78	— W	23-19	58,490
9/30/79	— L	6-24	61,169
12/ 2/79	— L @	21-37	42,160
9/14/80	— W @	17-16	42,403
11/ 9/80	— L	30-31	58,976
9/27/81	— L	14-20	59,255
11/22/81	— L @	13-40	49,002
9/ 4/83	— L @	13-17	42,531
11/27/83	— *W	51-48	56,795
11/ 4/84	— W	45-0	61,396
12/ 9/84	— L @	7-34	34,855
9/29/85	— L @	7-28	50,485
12/ 1/85	— W	26- 6	52,655
9/14/86	— W	23-17	61,068
11/ 9/86	— L @	7-27	53,268
9/20/87	— W	43-14	61,667
12/27/87	— L @	20-41	20,370
9/11/88	— W	31-10	61,512
11/20/88	— L @	24-27	33,152
10/ 8/89	— L	16-20	60,715
11/ 5/89	— L @	10-20	54,489

SAN DIEGO (12-10)

11/27/77	— L	28-30	55,338
9/ 3/78	— L	20-24	55,778
12/10/78	— L @	10-37	49,975
9/ 2/79	— L	16-33	62,287
10/14/79	— L @	10-20	50,077
9/ 7/80	— L	13-34	62,042
12/13/80	— L @	14-21	49,980
10/ 4/81	— L @	10-24	51,463
11/16/81	— W	44-23	58,628
9/18/83	— W	34-31	61,714
10/ 9/83	— L @	21-28	49,132
9/ 9/84	— W	31-17	61,314
10/29/84	— W @	24-0	53,974
9/15/85	— W @	49-35	54,420
10/ 6/85	— W	26-21	61,300
10/ 6/86	— W	33-7	63,207
12/14/86	— W @	34-24	47,096
11/22/87	— W	34-3	62,444
9/18/88	— L @	6-17	44,449
10/30/88	— W	17-14	59,641
10/15/89	— W @	17-16	50,079
10/29/89	— W	10-7	59,961

*Overtime

NFC EAST (5-17)

DALLAS (1-3)

10/ 3/76	— L	13-28	62,027
11/27/80	— L @	7-51	57,540
12/ 4/83	— L	10-35	63,352
11/27/86	— W @	31-14	58,020

N.Y. GIANTS (2-4)

11/28/76	— L @	16-28	65,111
12/ 7/80	— L	21-27	51,617
10/18/81	— L	0-32	56,134
12/11/83	— W @	17-12	48,942
10/19/86	— W	17-12	62,282
11/19/89	— L @	3-15	75,014

PHILADELPHIA (1-3)

12/12/76	— L @	10-27	37,949
11/ 2/80	— L	20-27	61,047
11/23/86	— W	24-20	55,786
9/10/89	— L @	7-31	64,287

PHOENIX (0-3)

9/12/76	— L	24-30	58,441
11/13/83	— L @	28-33	33,280
9/17/89	— L	24-34	60,444

Franchise transferred from St. Louis in 1988.

WASHINGTON (1-4)

9/19/76	— L @	7-31	53,174
9/28/80	— W @	14-0	53,263
9/25/83	— L	17-27	60,718
9/28/86	— L @	14-19	54,157
12/23/89	— L	0-29	60,294

NFC CENTRAL (14-6)

CHICAGO (4-1)

12/ 5/76	— L	7-34	60,510
11/ 5/78	— W @	31-29	50,697
12/12/82	— W	20-14	52,826
9/23/84	— W	38-9	61,520
12/20/87	— W @	34-21	62,518

DETROIT (3-1)

10/24/76	— L	14-41	61,280
9/24/78	— W	28-16	56,781
12/ 2/84	— W	38-17	62,441
10/18/87	— W @	37-14	8,310

MINNESOTA (3-1)

11/14/76	— L @	21-27	45,087
10/ 8/78	— W	29-28	62,031
9/30/84	— W @	20-12	57,171
11/ 1/87	— W	28-17	61,134

GREEN BAY (2-3)

10/10/76	— L @	20-27	54,983
10/15/78	— L @	28-45	52,712
11/ 1/81	— L @	24-34	49,467
10/21/84	— W @	30-24	52,286
11/15/87	— W	24-13	60,963

TAMPA BAY (2-0)

10/17/76	— W @	13-10	43,812
10/16/77	— W	30-23	54,783

NFC WEST (7-9)

ATLANTA (4-0)

11/ 7/76	— W	30-13	57,985
10/29/79	— W @	31-28	52,566
10/13/85	— W	30-26	60,430
10/ 2/88	— W @	31-20	28,619

L.A. RAMS (0-4)

10/31/76	— L @	6-45	52,035
11/ 4/79	— L	0-24	62,048
9/23/85	— L	24-35	63,292
10/23/88	— L @	10-31	57,033

NEW ORLEANS (2-2)

11/21/76	— L	27-51	61,865
11/18/79	— W	38-24	60,055
11/10/85	— W @	27-3	47,365
10/16/88	— L	19-20	63,569

SAN FRANCISCO (1-3)

9/26/76	— L	21-37	59,108
10/ 7/79	— W @	35-24	44,592
11/25/85	— L @	6-19	57,482
9/25/88	— L	7-38	63,382

1976 at L.A. Coliseum.

1988 at Anaheim Stadium.

SERIES HISTORY

	Reg. Sea.	Post-sea.	Pre-sea.		Reg. Sea.	Post-sea.	Pre-sea.
Atlanta	4-0	0-0	1-0	Miami	1-2	1-1	0-1
Buffalo	3-1	0-0	2-0	Minnesota	3-1	0-0	3-2
Chicago	4-1	0-0	1-1	New England	3-6	0-0	1-1
Cincinnati	3-5	0-1	0-0	New Orleans	2-2	0-0	0-0
Cleveland	8-3	0-0	0-0	New York Giants	2-4	0-0	0-0
Dallas	1-3	0-0	2-0	New York Jets	7-3	0-0	0-0
Denver	10-15	1-0	0-3	Philadelphia	1-3	0-0	0-0
Detroit	3-1	0-0	5-2	* Phoenix	0-3	0-0	4-2
Green Bay	2-3	0-0	1-0	Pittsburgh	3-4	0-0	0-0
Houston	3-3	0-1	0-0	San Diego	12-10	0-0	2-1
# Indianapolis	0-2	0-0	2-1	San Francisco	1-3	0-0	7-8
Kansas City	10-13	0-0	0-0	Tampa Bay	2-0	0-0	1-0
@ L.A. Raiders	14-10	1-1	1-1	Washington	1-4	0-0	0-0
L.A. Rams	0-4	0-0	0-5	TOTALS	103-109	3-4	33-28

Includes 2 games with Baltimore.

* Includes 2 games with St. Louis.

@ Includes 5 games with Oakland.

ALL-TIME SCORES

COACHING RECORDS

	Regular Season				Postseason		
Jack Patera (1976-82)	35	59	0	.372	—	—	—
* Mike McCormack (1982)	4	3	0	.571	—	—	—
Chuck Knox (1983-89)	64	47	0	.577	3	4	.429

* Replaced Patera after two games of the 1982 season.

1976

Preseason (1-5)

8/1	L	20-27	San Francisco	60,825
8/7	L	16-27	Chicago at Spokane	14,484
8/14	L	13-16	L.A. Rams	62,532
8/21	L	7-52	at Denver	22,887
8/29	W	17-16	San Diego	59,092
9/4	L	28-45	at Oakland	51,487

Regular Season (2-12)

(5th NFC West)

9/12	L	24-30	St. Louis	58,441
9/19	L	7-31	at Washington	53,174
9/26	L	21-37	San Francisco	59,108
10/3	L	13-28	Dallas	62,027
10/10	L	20-27	Green Bay at Milwaukee	54,983
10/17	W	13-10	at Tampa Bay	43,812
10/24	L	14-41	Detroit	61,280
10/31	L	6-45	at L.A. Rams	52,035
11/7	W	30-13	Atlanta	57,985
11/14	L	21-27	at Minnesota	45,087
11/21	L	27-51	New Orleans	61,865
11/28	L	16-28	at N.Y. Giants	65,111
12/5	L	7-34	Chicago	60,510
12/12	L	10-27	at Philadelphia	37,949

1977

Preseason (3-3)

8/7	W	34-24	at San Francisco	38,024
8/13	W	23-17(ot)	Dallas	58,789
8/18	W	12-10	Oakland	62,187
8/27	L	14-16	Detroit	56,345
9/2	L	10-27	Denver	54,916
9/11	L	20-38	at San Diego	27,505

Regular Season (5-9)

(4th AFC West)

9/18	L	14-29	Baltimore	58,991
9/25	L	20-42	at Cincinnati	45,579
10/2	L	13-24	Denver	53,108
10/9	L	0-31	at New England	45,929
10/16	W	30-23	Tampa Bay	54,783
10/23	L	13-31	at Miami	29,855
10/30	W	56-17	Buffalo	61,180
11/6	L	7-44	at Oakland	50,929
11/13	W	17-0	at N.Y. Jets	43,973
11/20	L	10-22	Houston	61,519
11/27	L	28-30	San Diego	55,338
12/4	L	20-30	at Pittsburgh	45,429
12/11	W	34-31	at Kansas City	22,562
12/18	W	20-19	Cleveland	61,583



1978

Preseason (3-1)

8/4	W	17-9	San Diego	58,853
8/12	W	20-6	at San Francisco	36,069
8/17	L	7-26	L.A. Rams	63,235
8/24	W	16-7	Chicago	54,844

Regular Season (9-7) (T2nd AFC West)

9/3	L	20-24	San Diego	55,778
9/10	L	10-21	at Pittsburgh	48,277
9/17	W	24-17	at N.Y. Jets	46,911
9/24	W	28-16	Detroit	58,781
10/1	L	7-28	at Denver	74,989
10/8	W	29-28	Minnesota	62,031
10/15	L	28-45	Green Bay at Milwaukee	52,712
10/22	W	27-7	Oakland	62,529
10/29	L	17-20(ot)	Denver	62,948
11/5	W	31-29	at Chicago	50,697
11/12	L	14-17	Baltimore	61,905
11/19	W	13-10	at Kansas City	35,252
11/26	W	17-16	at Oakland	52,978
12/3	W	47-24	Cleveland	62,262
12/10	L	10-37	at San Diego	49,975
12/17	W	23-19	Kansas City	58,490

1979

Preseason (3-1)

8/2	W	12-9 (ot)	Minnesota	60,881
8/12	W	27-17	Dallas	59,960
8/18	L	17-21	at L.A. Rams	46,083
8/24	W	55-20	San Francisco	59,941

Regular Season (9-7) (T3rd AFC West)

9/2	L	16-33	San Diego	62,287
9/9	L	10-19	at Miami	56,233
9/16	W	27-10	Oakland	61,602
9/23	L	34-37	at Denver	74,879
9/30	L	6-24	Kansas City	61,169
10/7	W	35-24	at San Francisco	44,592
10/14	L	10-20	at San Diego	50,077
10/21	W	34-14	Houston	60,705
10/29	W	31-28	at Atlanta	52,566
11/4	L	0-24	L.A. Rams	62,048
11/11	W	29-24	at Cleveland	72,440
11/18	W	38-24	New Orleans	60,055
11/26	W	30-7	N.Y. Jets	59,977
12/2	L	21-37	at Kansas City	42,160
12/8	W	28-23	Denver	60,038
12/16	W	29-24	at Oakland	53,177

1980**Preseason (3-1)**

8/7	W	14-10	Atlanta	59,555
8/18	L	7-24	Miami	59,550
8/23	W	10-7	at San Francisco	41,841
8/29	W	30-23	New England	56,947

Regular Season (4-12)
(5th AFC West)

9/7	L	13-34	San Diego	62,042
9/14	W	17-16	at Kansas City	42,403
9/21	L	31-37	New England	61,035
9/28	W	14-0	at Washington	53,263
10/5	W	26-7	at Houston	46,860
10/12	L	3-27	Cleveland	61,366
10/19	W	27-17	at N.Y. Jets	52,496
10/26	L	14-33	at Oakland	50,185
11/2	L	20-27	Philadelphia	61,047
11/9	L	30-31	Kansas City	58,976
11/17	L	17-19	Oakland	60,480
11/23	L	20-36	at Denver	73,274
11/27	L	7-51	at Dallas	57,540
12/7	L	21-27	N.Y. Giants	51,617
12/13	L	14-21	at San Diego	49,980
12/21	L	17-25	Denver	51,853

1981**Preseason (1-3)**

8/5	L	24-27 (ot)	San Francisco	56,958
8/14	L	21-30	St. Louis	55,520
8/22	L	17-24	at San Francisco	37,563
8/28	W	31-17	Baltimore	55,794

Regular Season (6-10)
(5th AFC West)

9/6	L	21-27	at Cincinnati	41,177
9/13	W	13-10	Denver	58,513
9/20	L	10-20	at Oakland	45,725
9/27	L	14-20	Kansas City	59,255
10/4	L	10-24	at San Diego	51,463
10/11	L	17-35	at Houston	42,671
10/18	L	0-32	N.Y. Giants	56,134
10/25	W	19-3	at N.Y. Jets	49,678
11/1	L	24-34	at Green Bay	49,467
11/8	W	24-21	Pittsburgh	59,058
11/16	W	44-23	San Diego	58,628
11/22	L	13-40	at Kansas City	49,002
11/29	L	31-32	Oakland	57,147
12/6	W	27-23	N.Y. Jets	53,105
12/13	L	13-23	at Denver	74,527
12/20	W	42-21	Cleveland	51,435

1982**Preseason (1-3)**

8/13	W	14-0	St. Louis	55,575
8/21	L	3-7	at Minnesota	57,880
8/28	L	13-23	at L.A. Rams	54,537
9/3	L	13-17	San Francisco	57,839



Regular Season (4-5)
(T8th AFC)

9/12	L	7-21	Cleveland	55,907
9/19	L	21-23	at Houston	43,117
11/21	W	17-10	at Denver	73,916
11/28	W	16-0	Pittsburgh	55,553
12/5	L	23-28	at L.A. Raiders	42,170
12/12	W	20-14	Chicago	52,826
12/19	L	0-16	New England	53,457
12/26	L	10-24	at Cincinnati	55,330
1/2	W	13-11	Denver	43,145

1983

Preseason (2-2)

8/5	L	7-10	at Denver	53,887
8/12	W	38-21	Green Bay	54,443
8/19	L	17-19	Minnesota	54,402
8/27	W	20-6	at San Francisco	47,074

Regular Season (9-7)
(T2nd AFC West)

9/4	L	13-17	at Kansas City	42,531
9/11	W	17-10	at N.Y. Jets	50,066
9/18	W	34-31	San Diego	61,714
9/25	L	17-27	Washington	60,718
10/2	W	24-9	at Cleveland	75,446
10/9	L	21-28	at San Diego	49,132
10/16	W	38-36	L.A. Raiders	60,697
10/23	L	21-27	Pittsburgh	61,615
10/30	W	34-21	at L.A. Raiders	49,708
11/6	W	27-19	Denver	61,189
11/13	L	28-33	at St. Louis	33,280
11/20	L	27-38	at Denver	74,710
11/27	W	51-48(ot)	Kansas City	56,795
12/4	L	10-35	Dallas	63,352
12/11	W	17-12	at N.Y. Giants	48,942
12/18	W	24-6	New England	59,688

Postseason (2-1)

12/24	W	31-7	Denver (AFC First-Round)	60,753
12/31	W	27-20	at Miami (AFC Divisional Playoff)	71,032
1/8	L	14-30	at L.A. Raiders (AFC Championship)	88,734

1984**Preseason (4-1)**

7/28	W	38-0	Tampa Bay at Canton (AFC-NFC Hall of Fame Game)	22,250
8/4	W	7-3	Buffalo	53,360
8/11	W	28-24	at Detroit	41,414
8/17	W	17-7	St. Louis	53,772
8/24	L	7-17	at San Francisco	49,219

Regular Season (12-4)

(2nd AFC West)

9/3	W	33-0	Cleveland	59,540
9/9	W	31-17	San Diego	61,314
9/16	L	23-38	at New England	43,140
9/23	W	38-9	Chicago	61,520
9/30	W	20-12	at Minnesota	57,171
10/7	L	14-28	at L.A. Raiders	77,904
10/14	W	31-28	Buffalo	59,034
10/21	W	28-24	Green Bay at Milwaukee	52,286
10/29	W	24-0	at San Diego	53,974
11/4	W	45-0	Kansas City	61,396
11/12	W	17-14	L.A. Raiders	64,001
11/18	W	26-6	at Cincinnati	50,280
11/25	W	27-24	at Denver	74,922
12/2	W	38-17	Detroit	62,441
12/9	L	7-34	at Kansas City	34,855
12/15	L	14-31	Denver	64,411

Postseason (1-1)

12/22	W	13-7	L.A. Raiders (AFC First-Round)	62,049
12/29	L	10-31	at Miami (AFC Divisional Playoff)	73,469

1985**Preseason (2-2)**

8/10	L	7-19	at Indianapolis	60,014
8/16	W	28-3	Detroit	57,751
8/24	W	27-10	at Minnesota	56,562
8/30	L	21-23	San Francisco	60,403

Regular Season (8-8)

(T3rd AFC West)

9/8	W	28-24	at Cincinnati	51,625
9/15	W	49-35	at San Diego	54,420
9/23	L	24-35	L.A. Rams	63,292
9/29	L	7-28	at Kansas City	50,485
10/6	W	26-21	San Diego	61,300
10/13	W	30-26	Atlanta	60,430
10/20	L	10-13(ot)	at Denver	74,899
10/27	L	14-17	at N.Y. Jets	69,320
11/3	W	33-3	L.A. Raiders	64,060



11/10	W	27-3	at New Orleans	47,365
11/17	L	13-20	New England	60,345
11/25	L	6-19	at San Francisco	57,482
12/1	W	24-6	Kansas City	52,655
12/8	W	31-13	Cleveland	58,477
12/15	L	3-13	at L.A. Raiders	77,425
12/20	L	24-27	Denver	56,283

1986

Preseason (2-2)

8/8	W	21-14	Indianapolis	55,443
8/15	L	27-30(ot)	at Detroit	37,875
8/22	W	27-17	Minnesota	57,730
8/29	L	10-21	at San Francisco	52,419

Regular Season (10-6)

(T2nd AFC West)

9/7	W	30-0	Pittsburgh	61,461
9/14	W	23-17	Kansas City	61,068
9/21	W	38-31	at New England	58,977
9/28	L	14-19	at Washington	54,157
10/6	W	33-7	San Diego	63,207
10/12	L	10-14	at L.A. Raiders	70,635
10/19	W	17-12	N.Y. Giants	62,282
10/26	L	13-20	at Denver	76,089
11/2	L	7-38	N.Y. Jets	62,497
11/9	L	7-27	at Kansas City	53,268
11/16	L	7-34	at Cincinnati	54,410
11/23	W	24-20	Philadelphia	55,786
11/27	W	31-14	at Dallas	58,020
12/8	W	37-0	L.A. Raiders	62,923
12/14	W	34-24	at San Diego	47,096
12/20	W	41-16	Denver	63,697

1987

Preseason (2-2)

8/13	L	14-23	at L.A. Rams	57,772
8/22	L	21-28	at St. Louis	25,309
8/28	W	38-10	Detroit	59,695
9/4	W	34-10	San Francisco	59,653

Regular Season (9-6)

(2nd AFC West)

9/13	L	17-40	at Denver	75,999
9/20	W	43-14	Kansas City	61,667
10/4	W	24-20	Miami	19,448
10/11	L	10-17	Cincinnati	31,739
10/18	W	37-14	at Detroit	8,310
10/25	W	35-13	at L.A. Raiders	52,735
11/1	W	28-17	Minnesota	61,134
11/9	L	14-30	at N.Y. Jets	60,452
11/15	W	24-13	Green Bay	60,693
11/22	W	34-3	San Diego	62,444
11/30	L	14-37	L.A. Raiders	62,802
12/6	L	9-13	at Pittsburgh	48,881
12/13	W	28-21	Denver	61,759
12/20	W	34-21	at Chicago	62,518
12/27	L	20-41	at Kansas City	20,370

Postseason (0-1)

1/3	L	20-23(ot)	at Houston (AFC First-Round)	49,662
-----	---	-----------	---------------------------------	--------

1988

Preseason (3-1)

8/4	W	21-14	Phoenix	54,778
8/11	W	16-13(ot)	at Detroit	37,993
8/19	W	30-13	Buffalo	57,000
8/26	L	21-27	at San Francisco	53,357

Regular Season (9-7)

(AFC West Champions)

9/4	W	21-14	at Denver	75,986
9/11	W	31-10	Kansas City	61,512
9/18	L	6-17	at San Diego	44,449
9/25	L	7-38	San Francisco	62,382
10/2	W	31-20	at Atlanta	28,619
10/9	W	16-10	at Cleveland	78,605
10/16	L	19-20	New Orleans	63,569
10/23	L	10-31	at L.A. Rams	57,033
10/30	W	17-14	San Diego	59,641
11/6	L	3-13	Buffalo	61,074
11/13	W	27-24	Houston	60,446
11/20	L	24-27	at Kansas City	33,152
11/28	W	35-27	L.A. Raiders	62,641
12/4	L	7-13	at New England	59,068
12/11	W	42-14	Denver	62,839
12/18	W	43-37	at L.A. Raiders	61,127

Postseason (0-1)

12/31	L	13-21	at Cincinnati (AFC Divisional Playoff)	58,560
-------	---	-------	---	--------

1989

Preseason (3-1)

8/11	W	16-10(ot)	at Phoenix	37,158
8/19	L	12-17	New England at St. Louis	48,746
8/25	W	13-7	Detroit	55,829
9/1	W	28-17	San Francisco	58,641

Regular Season (7-9)

(4th AFC West)

9/10	L	7-31	at Philadelphia	64,287
9/17	L	24-34	Phoenix	60,444
9/24	W	24-3	at New England	48,025
10/1	W	24-20	at L.A. Raiders	44,319
10/8	L	16-20	Kansas City	60,715
10/15	W	17-16	at San Diego	50,079
10/22	L	21-24(ot)	Denver	62,353
10/29	W	10-7	San Diego	59,691
11/5	L	10-20	at Kansas City	54,489
11/12	L	7-17	Cleveland	58,978
11/19	L	3-15	at N.Y. Giants	75,014
11/26	L	14-41	at Denver	75,117
12/4	W	17-16	Buffalo	57,682
12/10	W	24-17	at Cincinnati	54,744
12/17	W	23-17	L.A. Raiders	61,076
12/23	L	0-29	Washington	60,294

LONGEST RETURN

James Jefferson's 97-yard kickoff return touchdown against the Kansas City Chiefs on October 8, 1989, is the longest scoring play and the second kickoff returned for a touchdown in team history. Zachary Dixon returned a kickoff 94-yards at St. Louis in 1983.

1990 NFL PRESEASON SCHEDULE

(All times local)

DATE	GAME	TIME	DATE	GAME	TIME
August					
4	Hall of Fame Game: Chicago vs. Cleveland at Canton, Ohio (ABC)	1:00 p.m.	19	Minnesota at Cleveland (TNT)	8:00 p.m.
5	American Bowl '90: Denver vs. Seattle at Tokyo, Japan (ESPN)	11:00 a.m.	20	San Francisco at Denver (ABC)	6:00 p.m.
5	American Bowl '90: Los Angeles Raiders vs. New Orleans at London, England (NBC) ..	1:00 p.m.	Third Week		
First Week					
August					
9	Detroit at Houston	7:00 p.m.	24	Cincinnati at New England	7:00 p.m.
	New England vs. Pittsburgh at Montreal	7:30 p.m.		Kansas City at Detroit	7:30 p.m.
11	American Bowl '90: Los Angeles Rams vs. Kansas City at Berlin, Germany (NBC)	1:00 p.m.		Los Angeles Raiders at Chicago (NBC)	7:00 p.m.
	Atlanta vs. Washington at Chapel Hill, NC	7:00 p.m.		Tampa Bay at Seattle	6:00 p.m.
	Cincinnati at Tampa Bay	7:00 p.m.	25	Atlanta vs. Green Bay at Milwaukee	7:00 p.m.
	Cleveland at Green Bay	7:00 p.m.		Buffalo at New Orleans	7:00 p.m.
	Dallas at San Diego	7:00 p.m.		Denver at Miami (TNT)	8:00 p.m.
	Denver at Indianapolis	6:30 p.m.		New York Jets at New York Giants	8:00 p.m.
	Los Angeles Raiders at San Francisco (CBS)	6:00 p.m.		Phoenix at Los Angeles Rams	7:00 p.m.
	Miami at Chicago	6:00 p.m.		Pittsburgh at Dallas	8:00 p.m.
	New Orleans at Minnesota	7:00 p.m.		San Francisco at San Diego ...	6:00 p.m.
	New York Jets at Philadelphia	7:30 p.m.		Washington at Cleveland	7:00 p.m.
	Seattle at Phoenix	7:30 p.m.	26	Houston at Minnesota (CBS)	12:00 noon
13	New York Giants at Buffalo (ABC)	8:00 p.m.	27	Philadelphia at Indianapolis (ABC)	8:00 p.m.
Second Week					
August					
17	Buffalo at Detroit	7:30 p.m.	Fourth Week		
	Indianapolis at Seattle	7:30 p.m.	30	Buffalo vs. Chicago at Columbia, SC (ESPN)	8:00 p.m.
	Pittsburgh at Washington	8:00 p.m.		New York Jets at Tampa Bay	7:00 p.m.
18	Chicago at Phoenix	7:30 p.m.	31	Atlanta at New England	7:30 p.m.
	Cincinnati at Atlanta	7:00 p.m.		Detroit at Cincinnati	7:30 p.m.
	Dallas at Los Angeles Raiders	1:00 p.m.		Green Bay at Kansas City	7:30 p.m.
	Miami at Philadelphia	7:30 p.m.		Indianapolis at New Orleans	7:00 p.m.
	New England vs. Tampa Bay at Jacksonville, FL	8:00 p.m.		Los Angeles Rams at Washington (TNT)	8:00 p.m.
	New Orleans vs. Green Bay at Madison, WI	1:00 p.m.		Minnesota at Miami	8:00 p.m.
	New York Giants at Houston (ESPN)	7:00 p.m.		Phoenix at Denver	7:00 p.m.
	New York Jets at Kansas City	7:00 p.m.		Seattle at San Francisco	6:00 p.m.
	San Diego at Los Angeles Rams	7:00 p.m.	September		
			1	Cleveland at New York Giants	8:00 p.m.
				Houston at Dallas	8:00 p.m.
				Philadelphia at Pittsburgh (CBS)	9:00 p.m.
				San Diego at Los Angeles Raiders	1:00 p.m.

1990 NATIONAL FOOTBALL LEAGUE SCHEDULE

(All times local)

SUNDAY, SEPTEMBER 9 (First Weekend)

1.	Denver at Los Angeles Raiders	1:00
2.	Houston at Atlanta	4:00
3.	Indianapolis at Buffalo	4:00
4.	New York Jets at Cincinnati	4:00
5.	Miami at New England	4:00
6.	Minnesota at Kansas City	12:00
7.	Phoenix at Washington	1:00
8.	Pittsburgh at Cleveland	4:00
9.	Los Angeles Rams at Green Bay	12:00
10.	San Diego at Dallas	3:00
11.	Seattle at Chicago	12:00
12.	Tampa Bay at Detroit	1:00
13.	Philadelphia at New York Giants ..	8:00

MONDAY, SEPTEMBER 10

14.	San Francisco at New Orleans	8:00
-----	------------------------------------	------

SUNDAY, SEPTEMBER 16 (Second Weekend)

15.	Atlanta at Detroit	1:00
16.	Buffalo at Miami	1:00
17.	Chicago at Green Bay	12:00
18.	Cincinnati at San Diego	1:00
19.	Cleveland at New York Jets	1:00
20.	New England at Indianapolis	12:00
21.	New Orleans at Minnesota	3:00
22.	New York Giants at Dallas	3:00
23.	Los Angeles Raiders at Seattle	1:00
24.	Los Angeles Rams at Tampa Bay	1:00
25.	Phoenix at Philadelphia	1:00
26.	Washington at San Francisco	1:00
27.	Houston at Pittsburgh	8:00

MONDAY, SEPTEMBER 17

28.	Kansas City at Denver	7:00
-----	-----------------------------	------

SUNDAY, SEPTEMBER 23
(Third Weekend)

29. Atlanta at San Francisco	1:00
30. Dallas at Washington	1:00
31. Indianapolis at Houston	12:00
32. Kansas City at Green Bay	12:00
33. Miami at New York Giants	1:00
34. Minnesota at Chicago	12:00
35. New England at Cincinnati	1:00
36. Philadelphia at Los Angeles Rams	1:00
37. Phoenix at New Orleans	12:00
38. Pittsburgh at Los Angeles Raiders	1:00
39. San Diego at Cleveland	1:00
40. Seattle at Denver	2:00
41. Detroit at Tampa Bay	8:00

MONDAY, SEPTEMBER 24

42. Buffalo at New York Jets	9:00
------------------------------------	------

SUNDAY, SEPTEMBER 30
(Fourth Weekend)

Open Date: 4 NFC West Teams

43. Chicago at Los Angeles Raiders	1:00
44. Cleveland at Kansas City	3:00
45. Dallas at New York Giants	1:00
46. Denver at Buffalo	1:00
47. Green Bay at Detroit	1:00
48. Houston at San Diego	1:00
49. Indianapolis at Philadelphia	1:00
50. Miami at Pittsburgh	1:00
51. New York Jets at New England	4:00
52. Tampa Bay at Minnesota	12:00
53. Washington at Phoenix	5:00

MONDAY, OCTOBER 1

54. Cincinnati at Seattle	6:00
---------------------------------	------

SUNDAY, OCTOBER 7
(Fifth Weekend)

Open Date: 4 NFC East Teams

55. Cincinnati at Los Angeles Rams	1:00
56. Detroit at Minnesota	12:00
57. Green Bay at Chicago	3:00
58. Kansas City at Indianapolis	12:00
59. New Orleans at Atlanta	1:00
60. New York Jets at Miami	1:00
61. San Diego at Pittsburgh	1:00
62. San Francisco at Houston	12:00
63. Seattle at New England	1:00
64. Tampa Bay at Dallas	12:00
65. Los Angeles Raiders at Buffalo	7:30

MONDAY, OCTOBER 8

66. Cleveland at Denver	7:00
-------------------------------	------

SUNDAY, OCTOBER 14
(Sixth Weekend)

Open Date: 4 AFC East Teams

67. Cleveland at New Orleans	12:00
68. Dallas at Phoenix	1:00
69. Detroit at Kansas City	12:00
70. Green Bay at Tampa Bay	1:00
71. Houston at Cincinnati	1:00
72. New York Giants at Washington	4:00
73. Pittsburgh at Denver	2:00
74. San Diego at New York Jets	1:00
75. San Francisco at Atlanta	1:00
76. Seattle at Los Angeles Raiders	1:00
77. Los Angeles Rams at Chicago	6:30

MONDAY, OCTOBER 15

78. Minnesota at Philadelphia	9:00
-------------------------------------	------

THURSDAY, OCTOBER 18
(Seventh Weekend)

Open Date: 4 NFC Central Teams

79. New England at Miami	8:00
--------------------------------	------

SUNDAY, OCTOBER 21

80. Atlanta at Los Angeles Rams	1:00
81. Dallas at Tampa Bay	1:00
82. Denver at Indianapolis	12:00
83. Kansas City at Seattle	1:00
84. New Orleans at Houston	12:00
85. New York Jets at Buffalo	1:00
86. Philadelphia at Washington	1:00
87. Phoenix at New York Giants	4:00
88. Pittsburgh at San Francisco	1:00
89. Los Angeles Raiders at San Diego	1:00

MONDAY, OCTOBER 22

90. Cincinnati at Cleveland	9:00
-----------------------------------	------

SUNDAY, OCTOBER 28
(Eighth Weekend)

Open Date: 4 AFC West Teams

91. Buffalo at New England	1:00
92. Chicago at Phoenix	2:00
93. Cleveland at San Francisco	1:00
94. Detroit at New Orleans	12:00
95. Miami at Indianapolis	1:00
96. Minnesota vs. Green Bay at Milwaukee	12:00
97. New York Jets at Houston	12:00
98. Philadelphia at Dallas	12:00
99. Tampa Bay at San Diego	1:00
100. Washington at New York Giants	4:00
101. Cincinnati at Atlanta	8:00

MONDAY, OCTOBER 29

102. Los Angeles Rams at Pittsburgh	9:00
--	------

SUNDAY, NOVEMBER 4
(Ninth Weekend)

103. Atlanta at Pittsburgh	1:00
104. Buffalo at Cleveland	1:00
105. Chicago at Tampa Bay	4:00
106. Dallas at New York Jets	1:00
107. Houston at Los Angeles Rams	1:00
108. New England at Philadelphia	1:00
109. New Orleans at Cincinnati	1:00
110. Phoenix at Miami	1:00
111. Los Angeles Raiders at Kansas City	12:00
112. San Diego at Seattle	1:00
113. San Francisco at Green Bay	12:00
114. Washington at Detroit	1:00
115. Denver at Minnesota	7:00

MONDAY, NOVEMBER 5

116. New York Giants at Indianapolis	9:00
---	------

SUNDAY, NOVEMBER 11
(Tenth Weekend)

Open Date: 4 AFC Central Teams

117. Atlanta at Chicago	12:00
118. Denver at San Diego	1:00
119. Green Bay at Los Angeles Raiders	1:00
120. Indianapolis at New England	1:00
121. Miami at New York Jets	1:00
122. Minnesota at Detroit	1:00
123. New York Giants at Los Angeles Rams	1:00
124. Phoenix at Buffalo	1:00
125. Seattle at Kansas City	12:00
126. Tampa Bay at New Orleans	12:00
127. San Francisco at Dallas	7:00

MONDAY, NOVEMBER 12

128. Washington at Philadelphia	9:00
---------------------------------------	------

SUNDAY, NOVEMBER 18
(Eleventh Weekend)

129. Chicago at Denver	2:00
130. Dallas at Los Angeles Rams	1:00
131. Detroit at New York Giants	1:00
132. Green Bay at Phoenix	2:00
133. Houston at Cleveland	1:00
134. Minnesota at Seattle	1:00
135. New England at Buffalo	1:00
136. New Orleans at Washington	1:00
137. New York Jets at Indianapolis	4:00
138. Philadelphia at Atlanta	1:00
139. San Diego at Kansas City	12:00
140. Tampa Bay at San Francisco	1:00
141. Pittsburgh at Cincinnati	8:00

MONDAY, NOVEMBER 19

142. Los Angeles Raiders at Miami	9:00
---	------

THURSDAY, NOVEMBER 22
(Twelfth Weekend)
(Thanksgiving Day)

143. Denver at Detroit	12:30
144. Washington at Dallas	3:00

SUNDAY, NOVEMBER 25

145. Atlanta at New Orleans	12:00
146. Chicago at Minnesota	12:00
147. Indianapolis at Cincinnati	1:00
148. Kansas City at Los Angeles Raiders	1:00
149. Los Angeles Rams at San Francisco	1:00
150. Miami at Cleveland	1:00
151. New England at Phoenix	2:00
152. New York Giants at Philadelphia	1:00

- 153. Pittsburgh at New York Jets 4:00
- 154. Tampa Bay vs. Green Bay
at Milwaukee 12:00
- 155. Seattle at San Diego 5:00

MONDAY, NOVEMBER 26

- 156. Buffalo at Houston 8:00

**SUNDAY, DECEMBER 2
(Thirteenth Weekend)**

- 157. Atlanta at Tampa Bay 1:00
- 158. Cincinnati at Pittsburgh 1:00
- 159. Detroit at Chicago 12:00
- 160. Houston at Seattle 1:00
- 161. Indianapolis at Phoenix 2:00
- 162. Kansas City at New England 1:00
- 163. Los Angeles Raiders
at Denver 2:00
- 164. Los Angeles Rams
at Cleveland 1:00
- 165. Miami at Washington 1:00
- 166. New Orleans at Dallas 3:00
- 167. New York Jets at San Diego 1:00
- 168. Philadelphia at Buffalo 1:00
- 169. Green Bay at Minnesota 7:00

MONDAY, DECEMBER 3

- 170. New York Giants
at San Francisco 6:00

**SUNDAY, DECEMBER 9
(Fourteenth Weekend)**

Open Date: 4 1989 Fifth-place Teams

- 171. Buffalo at Indianapolis 1:00
- 172. Chicago at Washington 4:00
- 173. Cleveland at Houston 12:00
- 174. Denver at Kansas City 3:00
- 175. Minnesota at New York Giants 1:00
- 176. New Orleans
at Los Angeles Rams 1:00
- 177. New England at Pittsburgh 1:00
- 178. Phoenix at Atlanta 1:00
- 179. San Francisco at Cincinnati 1:00
- 180. Seattle vs. Green Bay
at Milwaukee 12:00
- 181. Philadelphia at Miami 8:00

MONDAY, DECEMBER 10

- 182. Los Angeles Raiders
at Detroit 9:00

**SATURDAY, DECEMBER 15
(Fifteenth Weekend)**

- 183. Buffalo at New York Giants 12:30
- 184. Washington at New England 4:00

SUNDAY, DECEMBER 16

- 185. Atlanta at Cleveland 1:00
- 186. Cincinnati
at Los Angeles Raiders 1:00

- 187. Green Bay at Philadelphia 1:00
- 188. Houston at Kansas City 12:00
- 189. Indianapolis at New York Jets 1:00
- 190. Minnesota at Tampa Bay 1:00
- 191. Phoenix at Dallas 12:00
- 192. Pittsburgh at New Orleans 12:00
- 193. San Diego at Denver 2:00
- 194. Seattle at Miami 1:00
- 195. Chicago at Detroit 8:00

MONDAY, DECEMBER 17

- 196. San Francisco
at Los Angeles Rams 6:00

**SATURDAY, DECEMBER 22
(Sixteenth Weekend)**

- 197. Detroit at Green Bay 11:30
- 198. Los Angeles Raiders
at Minnesota 3:00
- 199. Washington at Indianapolis 8:00

SUNDAY, DECEMBER 23

- 200. Cincinnati at Houston 12:00
- 201. Cleveland at Pittsburgh 1:00
- 202. Dallas at Philadelphia 1:00
- 203. Kansas City at San Diego 1:00
- 204. Miami at Buffalo 1:00
- 205. New England
at New York Jets 1:00
- 206. New Orleans
at San Francisco 1:00
- 207. New York Giants at Phoenix 2:00
- 208. Los Angeles Rams at Atlanta 1:00
- 209. Tampa Bay at Chicago 12:00

SUNDAY, DECEMBER 23

- 210. Denver at Seattle 5:00

**SATURDAY, DECEMBER 29
(Seventeenth Weekend)**

- 211. Kansas City at Chicago 11:30
- 212. Philadelphia at Phoenix 2:00

SUNDAY, DECEMBER 30

- 213. Buffalo at Washington 1:00
- 214. Cleveland at Cincinnati 1:00
- 215. Dallas at Atlanta 1:00
- 216. Detroit at Seattle 1:00
- 217. Green Bay at Denver 2:00
- 218. Indianapolis at Miami 1:00
- 219. New York Giants
at New England 1:00
- 220. New York Jets at Tampa Bay 4:00
- 221. San Diego
at Los Angeles Raiders 1:00
- 222. San Francisco at Minnesota 12:00
- 223. Pittsburgh at Houston 7:00

MONDAY, DECEMBER 31

- 224. Los Angeles Rams
at New Orleans 7:00

POSTSEASON

- Saturday, January 5 AFC and NFC First Round Playoffs (ABC)
- Sunday, January 6 AFC and NFC First Round Playoffs (NBC and CBS)
- Saturday, January 12 AFC and NFC Second Round Playoffs (NBC and CBS)
- Sunday, January 13 AFC and NFC Second Round Playoffs (NBC and CBS)
- Sunday, January 20 AFC and NFC Championship Games (NBC and CBS)
- Sunday, January 27 Super Bowl XXV at Tampa Stadium, Tampa, Florida (ABC)
- Sunday, February 3 AFC-NFC Pro Bowl at Honolulu, Hawaii (ESPN)

Instant Replay Approved for 1990

For the fifth consecutive season, NFL clubs have approved a limited system of Instant Replay on a one-year basis.

There is one significant change in the system from 1989. All replay reviews which involve contact to the field from the Replay Booth will be a maximum of two minutes in duration, timed from the moment when the Umpire signals timeout.

The Replay Official will be assigned to a regular officiating crew and will attend crew meetings the day before each game.

The following table outlines the number of reversals and plays closely reviewed by instant replay in each of the previous four seasons.

	Games	Reversals	Plays Closely Reviewed
1986	224	38	374
1987	210	57	490
1988	224	53	537
1989	224	65	492

In 1986, the system was approved by a 23-4-1 vote. In 1987, the vote was 21-7. In 1988, replay was cleared by a 23-5 margin. In 1989, the vote was 24-4. In 1990, the vote was 21-7.

The NFL has discussed Instant Replay in some degree or other since the early 1970s. The League experimented in 1976 and 1978 using two basic frameworks—an independent system using cameras, replay machines, and technicians separate from the network covering the games, and a "no-frills" approach using existing TV coverage.

In 1985, the NFL used the network feed of the nine nationally-televised preseason games to experiment with the basic system which later was adopted for 1986, 1987, and 1988. A total of 28 plays (17 confirmed calls, 4 inconclusive, 1 reversed, and 6 no replay shown) were closely examined in the 1985 experiment.

Q—What is the objective of this system?

A—The clubs feel that on certain plays the telecast viewed by the general public should be used to correct an indisputable error. The system will be used to reverse an on-field decision only when the Replay Official has **indisputable visual evidence** available to him that warrants the change.

Q—Who will be involved?

A—The Replay Official (a former NFL or collegiate official) will be positioned in a sideline Replay Booth, which will house two TV monitors and two high-speed VCRs plus radio communications to the on-field officials. The Replay Official makes the decision although a Communicator (normally a member of the League Office staff) and a Technician also will be there to lend logistical help.

Q—Why is the system referred to as "limited" Instant Replay?

A—This system will concentrate on plays of **possession** or **touching** (e.g. fumbles, receptions, interceptions, muffs) and most plays governed by the **sidelines, goal lines, end lines, and line of scrimmage** (e.g. receiver or runner in or out of bounds, forward or backward passes, breaking the plane of the goal line). It also will be used to determine whether there are more than 11 men on the field.

Q—Why aren't most fouls included in this system?

A—It is recognized that in most circumstances the on-field officials have the best vantage points involving fouls. It is for this reason that Instant Replay **will not review** a list of the following 26 fouls:

1. Clipping
2. Encroachment and offsides
3. Grasp of facemask
4. False start
5. Defensive pass interference
6. Offensive pass interference
7. Offensive holding and illegal use of hands
8. Illegal batting or punching ball
9. Illegal block on free kick or scrimmage kick
10. Illegal crackback
11. Illegal motion
12. Illegal use of forearm or elbow
13. Illegal use of hands by defense
14. Illegally kicking ball
15. Illegally snapping ball
16. Intentional grounding
17. Member of punting team downfield early
18. Illegal formation
19. Palpably unfair act
20. Piling on
21. Roughing the passer
22. Running into/roughing kicker
23. Striking, kicking, or kneeling
24. Unnecessary roughness
25. Unsportsmanlike conduct
26. Use of helmet as a weapon

Q—Is the television network carrying the game part of the review process?

A—No. Although the Replay Official will be viewing the live network feed, there is no communication to television personnel as to which plays to show or not to show. The Replay Official does not hear the TV commentators.

Q—What is the step-by-step procedure of a play review?


A—The Replay Official will view game action and a play will be replayed immediately on one of the two monitors, while the other one continues to record the live feed.

The Replay Official makes a determination if further study of the play is needed. If not, there is no contact with the field and play continues without interruption.

If the Replay Official believes an error may have been made the Umpire will be contacted via a headset.

The Replay Official will watch replay(s) on one or both monitors and complete his review within a reasonable period after the play is over.

The Replay Official will inform the Umpire of his decision, and the Referee will make the appropriate announcement on the wireless microphone.



WHEN THE BLITZ IS ON,

GATORADE® IS THIRST AID FOR THAT DEEP DOWN BODY THIRST.



Gatorade is proud to be part of the
Seattle Seahawks' winning tradition.
Best of luck for the '90 season!

